
THE HEADMASTER

by Altos & Herdone

COMPLETE GAME GUIDE



**For version 0.15.3.1 Public
(Public Release)**

By:	Phil5k
Last modified:	2024-03-09

QUICK LINKS

Click on the pictures below to jump to that part of the guide



Part 1
(Chapter 1)



Part 2
(Chapter 2)



Part 3
(General Reference)

Structure of the Game

The game is currently split into two "chapters".

- Chapter 1 can be considered the "introduction", and
- Chapter 2 (which is still in development) is the "middle game".

The intention is that further chapters covering the later game will be added once Chapter 2 is finished.

Game Guide Contents

- **Part 1** of the game guide covers Chapter 1 of the game.
- **Part 2** covers Chapter 2 of the game, and
- **Part 3** provides some additional information, including a detailed punishment guide, details about the cheat menu, and several reference tables.

THE HEADMASTER

by Altos & Herdone

GAME GUIDE PART 1: CHAPTER 1



**For version 0.15.3.1 Public
(Public Release)**

By:	Phil5k
Last modified:	2024-03-09

TABLE OF CONTENTS: GAME GUIDE PART 1

Note: Parts of this guide use small codes, like [QM1] to reference other parts of this document. Click [\[here\]](#) for more information.

Introduction to Game Guide Part 1

Introduction to Game Guide Part 1.....	6
Advice for New Players.....	9

Game Quest Walkthrough (Chapter 1)

Introduction.....	16
Quest Walkthrough Contents.....	17
Chapter 1: Main Quests [QM].....	18
[QM1] Order to the Chaos.....	19
[QM2] If a Headmaster Falls in the Woods.....	21
[QM3] A Man's Work.....	23
Chapter 1: Staff Quests.....	25
[QPOT1] Teaching Miss Potts.....	26
[QCHA] Experiments Gone Wild.....	32
[QWIL] Priti as a Picture.....	36
[QSAL] Sally Learns the Ropes (Chapter 1).....	42
[QRUT] A Troublesome Inspector.....	48
Chapter 1: Student Quests.....	51
[QDEB1] Debbie: Taming a Prefect.....	52
[QRAC1a] Rachel: The Headmaster's Pet (Part 1: Chapter 1).....	56
[QAMY] Amy: The Spanking Connoisseur (Chapter 1).....	63

Replay Menu: Event Guide (Chapter 1)

Replay Menu: Table of Contents.....	80
Using the Replay Menu.....	86
List of All Events by Chapter.....	87
The Introduction.....	94
Staff Quests (Replay Menu) [STA].....	97
Student Quests (Replay Menu): Debbie [STD].....	104
Student Quests (Replay Menu): Rachel [STR].....	106
Student Quests (Replay Menu): Amy [STY].....	109
Student Quests (Replay Menu): Cassandra [STC].....	111

Student Quests (Replay Menu): The Twins [STW].....	113
Punishments [PUN].....	115
Class Events [CLA].....	117
Patrol Events [PAT].....	122
Weekend Patrol Events [WEP].....	127
Sports Coaching [SPT].....	131
Spying [SPY].....	133
Paperwork [PAP].....	138
At the Lake [LAK].....	140
At Home [HOM].....	142
Around the School [SCH].....	145
On TV [OTV].....	147
Others [OTH].....	149
Endings [END].....	155
Extra Events Not in the Replay Menu [XTRA].....	156



INTRODUCTION TO GAME GUIDE PART 1

Welcome

This game guide is designed to help you play *The Headmaster*, by Altos and Herdone. In this game, you will play the role of a new headmaster appointed to a private school. You will have to ensure the success of the school at the same time as investigating the mysterious death of the previous headmaster.

To do this, there are multiple tasks that you will need to complete. You will have to keep grades and discipline as high as possible, to prevent a bad ending. You will have to earn money in order to buy the equipment and other resources you require. And you will need to find ways to gain influence with the other teachers in order to win their support, and pass the new school rules you wish to implement.

Game Chapters & Game Guide Volumes

The game is currently split into two "chapters". Chapter 1 can be considered the "introduction", and Chapter 2 (which is still in development) is the "middle game". The intention is that once Chapter 2 is complete, then Chapter 3 will be added, which will be the "later game". It is likely that there will also be a Chapter 4, which will be the "end game".

Part 1 of the game guide (this volume) covers Chapter 1 of the game. Part 2 covers Chapter 2 of the game, and Part 3 provides some additional information, including a detailed punishment guide, details about the cheat menu, and several reference tables.

Please note that there are several events and objectives that you can complete in either Chapter 1 or 2. Do not worry if you do not complete all the actions in this guide before you start Chapter 2 – you will be able to complete them later.

Game Guide Contents

This is not a linear game. Instead, you will often find yourself trying to complete several different objectives at once. Because of this, it is not possible to provide a standard step-by-step walkthrough.

Instead, this guide contains several different sections, which are designed to help you with individual quests and other actions that you will need to complete:

- The first section, **advice for new players**, provides some basic help and guidance, particularly for the first two or three weeks of the game.

- The **quest walkthrough** explains how to complete all the quests in chapter 1 of the game – the main quests, teacher quests and student quests.
- The **replay menu guide** provides information about how to unlock and complete all the key events in chapter 1 of the game (which are then shown in the game replay menu).

There are several events and objectives that you can complete in either Chapter 1 or 2. Do not worry if you do not complete all the actions in this guide before you start Chapter 2 – you will be able to complete them later.



Quick Codes

Several parts of this guide use short codes e.g. [QM1] to refer to other parts of this document. You can see these codes beside the heading of each section. You can do a search on this code (include the square brackets) to jump directly to that section of the guide.

Originally, this document was a plain text file, and these short codes were essential to help people navigate the document. Most of them have now been hyperlinked so you can just click on them to jump to the relevant section of the document instead.

Please note that some codes will refer to sections in a different volume of this guide. If you are using the complete version of the guide (which includes all 3 volumes) then this will not affect you. However, if you are using separate volumes, then some of the links will no longer work and you will have to do a manual search.

Important Note

This game is still in development. This means that things are likely to change. There are also likely to be bugs. While every effort is made to keep this guide up to date, sometimes changes or bugs slip through.

So if you find things which are wrong, or don't seem to be working, please post a message in the Discord channel and I'll check it out.

Good luck, and enjoy your time as the new Headmaster!

ADVICE FOR NEW PLAYERS



Your First Game.....	10
Punishments.....	10
Managing Discipline and Grades.....	11
The Start of the Game: What to Do.....	13
Easy Mode.....	14

Your First Game

Tutorial

The game includes a comprehensive tutorial, which you should complete before using this guide. The tutorial introduces you to the overall story and the main characters, teaches you the basic controls, shows you how to navigate around the school, and introduces you to the main characters.

Discipline and Grades

You should try to keep Discipline and Grades as high as possible. If either of them falls to zero, the game will end. It is very easy to focus on achieving a quest, and forget to keep maintaining your grades and discipline.

Punishments

Classroom Punishments

You improve grades (and discipline) by teaching classes. When a girl misbehaves, you will usually be given the option of punishing her in class, or in your office after school. If you punish her in class, the other girls will learn a lesson and you will usually get 2 Discipline points.

Note: When discipline is low, you will get bonus discipline points, so you can actually get 3 or 4 points for spanking a girl in class: see below for details.

However, because the spanking prevents you from teaching your lesson, grades do not improve. If you punish her after school instead, your lesson will not be interrupted, and you will get 1 Grade point.

There are some special scenes where you will not have any choice. For example, the first time you punish the girls, you will automatically decide to punish them after school. (See below for more details about this.)

Note: later in the game you pass rules that can give you more discipline points. For example, by passing the rule to allow you to remove a girl's skirt before you spank her. See [REFR01](#) for more information about discipline points.

After School Punishments

When you punish a girl after school, you have the option of giving her a private punishment or a public punishment.

If you give her a public punishment, the other girls will see her being punished and you will get 1 Discipline point. If you give them a private punishment you will get no discipline or grade points, but you will get money from the school owners instead.

Bonus Discipline Points

When discipline is low, you will get extra discipline points. This is to reflect the fact that in the early game, the girls are not used to corporal punishment, and it will have a bigger impact on their behavior. This also has a practical purpose, as it helps avoid early-game grinding.

The number of bonus points awarded is based on your current discipline level. If total discipline is 20 or less, you will get +1 bonus points. If total discipline is 10 or less, then you will get +2 bonus points.

See [REFR02](#) for more information about the bonus discipline points.

Managing Discipline and Grades

Stats Management

In summary:

If you need to...	Then do this...
Improve discipline	Teach classes and punish the girls in class.
Improve grades	Teach a classes and punish the girl after school
Get more money	Teach classes and give the girl a private after school punishment.

Evening Grade Change

The number of discipline points you have will have an impact on the school grades. Every evening (except Saturday), you will receive a message about whether the girls did any studying and the grades may go up or down as a result.

Discipline Score	Grade Change
Discipline 01-19	-1 Grade
Discipline 01-19 and the lake open	-2 Grades
Discipline 20-60	no change

Once you have Discipline over 60, you can start to earn grade points in the evening. However, this will not happen until Chapter 2 of the game. See [REFG01](#) for more details about the nightly grade changes.

Training Miss Potts

You are introduced to Miss Potts in the tutorial. You discover she is an inexperienced teacher who has difficulty controlling her class.

Every weekday evening, you will get a message about how well (or badly) Miss Potts was able to control her class. If she was not able to control her class, you will lose some discipline points. The possible messages are:

Message	Grade Change
Miss Potts just about managed to control her class	no change
Miss Potts could not control her class	-1 discipline
Class was so unruly the noise had a disruptive effect	-2 discipline

In order to help Miss Potts control her class, you will need to give her training. This is the first staff quest you will need to complete (see [Teaching Miss Potts, QPOT1](#)). Once she has received training, then it is more likely she will control her class and you will lose less discipline.

At the start of the game, you are likely to lose 4-6 discipline points every week. Once you have completed the first three action points in the Teaching Miss Potts staff quest ([QPOT101](#) to [QPOT103](#)) then you will usually only lose 1-2 points a week.



The Start of the Game: What to Do

Key Priorities

At the start of game, you will lose grades and discipline points every day. Every night your grades will reduce by -1 because the girls are not studying, and your discipline will usually go down by -1 or -2 because Miss Potts cannot control her class.

Your first two priorities therefore need to be **increasing discipline** and **teaching Miss Potts**. You can have both under control in about the first 2 weeks of the game.

Increasing Discipline

The fastest way of increasing discipline is by teaching classes and then spanking the girls in class. You should prioritize this over any other activities, e.g. patrols or teaching sports lessons.

- You can get at least +2 discipline for spanking a girl in class. As mentioned above, you will get extra bonus discipline points at the start of the game as well. (This means that you can usually get +6 discipline points each day during the first week.)
- Alternatively, if you choose to punish them after school and give them a public punishment, you can get +1 grades and +1 discipline. You will get extra bonus discipline points at the start of the game as well. (this means you can usually get +4 discipline and +2 grades each day during the first week.)

Other Actions

In the evenings, you should teach Miss Potts. You can teach her every night (including weekends) except for Wednesday. You should prioritize this over other evening events e.g. spying on the girls or talking to the other teachers.

At the weekends, do patrols. Focus on actions that increase discipline, even if this reduces your popularity.

By the end of the first 2 weeks, you should have enough discipline that grades are not going down, Miss Potts should be well trained enough that you are not losing a lot of discipline, and you should have enough money (from your first 2 salary payments) that you can start buying stuff. You can then work on the Mr Wilson and Miss Chang staff quests. This will allow you to get influence points that will help you pass school rules.

Easy Mode

When you start a new game, you will be asked if you want to play "normal mode" or "easy mode". Easy mode is designed for beginner players to help them while they get used to the game.

When starting a game in easy mode:

- You get higher starting grades and discipline (15 instead of 10).
- You get some money to start with. This allows you e.g. upgrade the science facilities instead of having to earn money first.
- The cost of some items is reduced. For example, the camera costs \$500 instead of \$1000.
- Some of the negative results from events have been removed or minimized. For example, some of the decisions in normal mode mean you will gain discipline but lose popularity (or vice versa). In easy mode, these are changed so you will just gain stats.
- When grades are low (14 or under) then you will gain bonus grades. For example, teaching a class will give you +2 grades instead of +1.



GAME QUEST WALKTHROUGH (CHAPTER 1)



Introduction.....	16
Quest Walkthrough Contents.....	17
Chapter 1: Main Quests [QM].....	18
Chapter 1: Staff Quests.....	25
Chapter 1: Student Quests.....	51

INTRODUCTION

Using the Walkthrough

This walkthrough is not meant to be followed in strict order. You will find that in order to complete the first main quest, you will need to complete several staff side-quests, which are covered later in the document.

You will also find that you will usually be trying to complete several quests at one time. For example, you may have to save up money to buy an item to allow you to complete one quest, but while you are waiting you might be able to continue with a different quest.

Sometimes, you need to complete part of one quest in order to progress a different quest. For example, you need to upgrade the science facilities in order to persuade Miss Chang (the science teacher) to help you with Mr Wilson's quest.

Therefore, please use this walkthrough as a guide, not as step-by-step instructions.



Quest Walkthrough Contents

Chapter 1: Main Quests [QM]

[QM1] Order to the Chaos.....	19
[QM2] If a Headmaster Falls in the Woods.....	21
[QM3] A Man's Work.....	23

Chapter 1: Staff Quests

[QPOT1] Teaching Miss Potts.....	26
[QCHA] Experiments Gone Wild.....	32
[QWIL] Priti as a Picture.....	36
[QSAL] Sally Learns the Ropes (Chapter 1).....	42
[QRUT] A Troublesome Inspector.....	48

Chapter 1: Student Quests

[QDEB1] Debbie: Taming a Prefect.....	52
[QRAC1a] Rachel: The Headmaster's Pet (Part 1: Chapter 1).....	56
[QAMY] Amy: The Spanking Connoisseur (Chapter 1).....	63



CHAPTER 1: MAIN QUESTS

[QM]



[QM1] Order to the Chaos.....	19
[QM2] If a Headmaster Falls in the Woods.....	21
[QM3] A Man's Work.....	23

[QM1] Order to the Chaos

Description

Discipline is low and the girls are not studying in their free time. You must assert your authority and bring order to the school.

Unlocking this Quest

This staff quest is available from the start of Day 2.

Note: The actions in this quest do not have to be performed in any particular order. So e.g. you can upgrade the science facilities before you teach Miss Potts.

[QM1.1] Increase Discipline

Full description = (1) Increase Discipline to 20 to prevent grades from declining.

Teach classes and punish students to ensure that your discipline score remains above 20. If discipline falls below 20 again, then you will need to complete this action again.

At the start of the game, you will get 2 discipline points if you punish a student in class, and 1 discipline point if you give them a public after school punishment. See [REFR01](#) for more information.

[QM1.2] Help Miss Potts control her class

To complete this, you need to complete actions 1-4 in the "Teaching Miss Potts" staff quest ([QPOT101](#) to [QPOT104](#)). This involves visiting Miss Potts in her apartment in the evenings to give her some training.

[QM1.3] Upgrade the science facilities

Full description = (3) Upgrade the science facilities for Miss Chang. Advance the quest Experiments Gone Wild to make sure she has everything she needs."

To complete this, you need to complete actions 1-6 in the "Experiments Gone Wild" staff quest ([QCHA01](#) to [QCHA06](#)). This involves buying new equipment for the science classrooms and hiring a new lab technician.

[QM1.4] Win Mr Wilson to your side

Full description = (4) Win Mr Wilson to your side

To unlock this staff quest, you will need to visit Mr Wilson in his apartment during the evening and agree to steal Priti's password.

To complete this quest, you need to complete actions 1-3 in the "Priti as a Picture" staff quest ([QWIL01](#) to [QWIL03](#)). This involves stealing the social media password of one of the students.

[QM1.5] Implement a new rule

Full description = (5) Implement a new rule at a weekly meeting of the school board.

At the Friday school board, pass a new school discipline rule. Two new rules are available from the start of the game: the public punishment outfit rule, and the Strict Uniform Policy rule. You will unlock other rules later in the game (e.g. see [QSAL02](#) and [QSAL05](#)).

You need a certain amount of discipline and influence points before you can pass a rule. The Strict Uniform Policy rule (under Uniform policy) has the lowest requirements: you will need 18 Discipline and 4 Influence points to pass this rule.

To gain the influence points, you will need to complete some of the staff quests. See the staff quests "Teaching Miss Potts" ([QPOT102](#)), "Experiments Gone Wild" ([QCHA02](#), [QCHA07](#)) and "Priti as Picture" ([QWIL03](#)) for details about how to achieve the first influence points. See [REF01](#) for a list of all the influence points you can get.

Please note that deciding to open the lake (under Other Rules) does not complete this action.

Fun note: once you have passed the Strict Uniform Policy, you can do underwear inspections on most of the students you see in the hall in the classroom building. (See [SCH12](#) for a particularly fun one on Liz.)

[QM1.6] Completing this Quest

Once you complete action points 1-5 ([QM1.1](#) to [QM1.5](#)), then in the evening you will have the "second dream" event where you have sex with Sarah. (See also [OTH03](#))

If you have not already unlocked the scene, the following weekday morning you will see a scene with Sally and Izzy running. (This scene can also be unlocked if you have previously punished Debbie, see [DEB02](#)).

[QM2] If a Headmaster Falls in the Woods

Description

The old headmaster was worried he was being followed in the woods. Could he have been murdered? You decide to investigate in case you yourself are in danger.

Unlocking this Quest

To unlock this quest, open the Recycle bin on your computer and read the April 15 entry.

[QM2.1] Ask the staff

Full description = (1) Ask the staff about the old headmaster and see if anyone knows anything about his death.

In the evening, speak to Mr Wilson and ask him about "the old headmaster". If you have not unlocked the "Priti as a Picture" staff quest yet ([QWIL](#)), then you will have an initial conversation with Mr Wilson, and then you will need to visit him the following night before you can ask him about the headmaster.

[QM2.2] Visit the lake

Full description = (2) Visit the lake in the morning and speak to the groundskeeper about finding the old headmasters body.

At the Friday School Board, choose to open the Lake (see under Other Rules).

Note: you should ensure Discipline is 20+ before you do this, or grades will decrease by -2 every day the Lake is open.

During a weekday morning, go to the lake and speak to Jimmy. Ask about "the old headmaster".

[QM2.3] Ask Jimmy to show you the spot

Full description = (3) Ask Jimmy to show you the spot where the old headmaster died.

During a weekday morning, go to the lake and speak to Jimmy. Ask about "the old headmaster's body". You can do this immediately after asking about "the old headmaster" ([QM2.2](#)).

Jimmy will tell you that you'll need to wait for him to clear the way. This quest action will change to "Wait for Jimmy to clear the path" (see [QM2.4](#), below).

[QM2.4] Wait for Jimmy to clear the path

Full description = (4) Wait for Jimmy to clear the path into the woods to show you where he found the old headmaster's body.

Complete actions 1-6 from the "A Troublesome Inspector" staff quest ([QRUT01](#) to [QRUT06](#)). The following morning, Jimmy will tell you that the path is now clear, and he will take you to the spot where the headmaster died. You will find his wallet which has a number combination hidden in it.

[QM2.5] Try using the numbers

Full description = (5) Try using the numbers you found with the safe in your office.

Go to your office and click on the bookcase. You will then be able to unlock the safe and this event will unlock.

[QM2.6] Ask Miss Chang about BDSM

Full description = (6) Ask Miss Chang what she knows about British Defense System Manufacturers.

Complete the "A Troublesome Inspector" action [QRUT07](#). This involves you opening the old headmaster's safe and reading his notes about the school's owners. You discover a company called British Defense System Manufacturers (BDSM) appears to be involved.

In the evening, speak to Ruth about the notes in the old headmaster's safe. She will take you to her house to have a private discussion. (This action is also required for the Experiments Gone Wild Quest, [QCHA09](#)) During the discussion she will warn you that there is a spy on campus.

[QM2.7] Spy on Campus

Full description = (5) Miss Chang warned you about a spy on campus. Could there be a connection between the spy and the old headmaster's death? You will need to investigate.

This is not available in the game yet.

[QM3] A Man's Work

Description

Some jobs are best left to a man. Spanking naughty schoolgirls is a prime example.

Unlocking this Quest

This quest is unlocked on the first weekday after you complete the "Order to the Chaos" main quest ([QM1](#)) and have the second dream event (see [OTH03](#)).

The next weekday, you will see a cut scene similar to the "Day 2" introduction, where the headmaster walks into school talking about the need to take a more active role in the punishments of the girls. You will then receive a message saying you have a new main quest.

[QM3.1] Find out your colleagues' opinions

Full description = (1) Find out your colleagues' opinions on changing the rules at the next meeting of the school board.

At the Friday school board, vote on the Corporal punishment rule "corporal punishments may be carried out on students by any teacher regardless of gender". The discipline and influence requirements for this rule will be shown as "?".

Holding this vote will unlock the "a troublesome inspector" staff quest ([QRUT](#)).

[QM3.2] Earn 3 Influence from Miss Newman

Full description = (2) Earn three influence points from Miss Newman

To complete this, you need to complete actions 1-3 in the "Sally Learns the Ropes" staff quest (see [QSAL01](#) to [QSAL04](#)).

[QM3.3] Find a way to convince Ruth

Full description = (3) Find a way to convince Ruth to let you spank the girls.

To complete this, you need to complete actions 1-6 in the "A Troublesome Inspector" staff quest ([QRUT01](#) to [QRUT08](#)). This also involves completing actions 1-4 of the "If a Headmaster Falls in the Woods" main quest ([QM2.1](#) to [QM2.5](#)).

[QM3.4] Have at least one Student Enforcer

Full description = (4) Have at least one student enforcer (prefect).
Advance Debbie's Student Quest: Training a Prefect.

You will need to raise Debbie to punishment Level 5, and assign her a role as a prefect. To do this, you need to complete actions 1-5 in the "Sally Learns the Ropes" staff quest ([QSAL01](#) to [QSF4.6](#)).

[QM3.5] Hold another vote

Full description = (5) Hold another vote at the school board to allow you to spank the girls.

Once you have Influence 9 and Discipline 40, pass the new Corporal Punishment rule "corporal punishments may be carried out on students by any teacher regardless of gender" at the Friday board meeting.

Once you have successfully passed the rule, you will see the large "How to Discipline a Young Woman" scene ([CLA11](#)), where Mr Mykock comes to the school with two other teachers to watch you punish the first girls by yourself.



CHAPTER 1: STAFF QUESTS



[QPOT1] Teaching Miss Potts.....	26
[QCHA] Experiments Gone Wild.....	32
[QWIL] Priti as a Picture.....	36
[QSAL] Sally Learns the Ropes (Chapter 1).....	42
[QRUT] A Troublesome Inspector.....	48

[QPOT1] Teaching Miss Potts

Description

Miss Potts can't control her class. Fortunately you are an expert in disciplining young woman and have offered to pass on some of your skills.

Unlocking this Quest

This staff quest is available from the start of Day 2.

Note: The Potts Penalty

During every weekday evening, you will get a message about whether Miss Potts was able to control her class or not. If she was unable to control her class, you will lose -1 or -2 discipline. The more you train her, the more likely it is that she will be able to control her class, and you will lose less discipline. For more details about how the Potts Penalty is calculated, please see [REFR03](#).

[QPOT101] Visit Miss Potts apartment

Full description = (1) Visit Miss Potts' apartment in the evenings to provide her with basic training.

During the evening, visit Miss Potts' apartment. You can visit her any night (including weekends) except for Wednesdays. You will have an initial conversation where you agree to give her additional training.

You will then need to visit her another 6 times, and choose "continue training". The first 4 lessons will involve you discussing (in order) her need to show confidence; classroom dynamics; the need for consistency; and how she is making progress. The last 2 lessons will involve you giving her a verbal telling off. At the end of the last lesson, you will tell her you will visit her in her classroom to check how she is dealing with the girls.

[QPOT102] Visit Miss Potts's classroom

Full description = (2) Visit Miss Potts's classroom during school hours to check up on her progress

Visit Miss Potts' classroom during the day. You will see her managing to control Debbie, and you will receive 1 Influence point.

[QPOT103] Discuss the Next Phase

Full description = (3) Visit Miss Potts' apartment and discuss the next phase of her training.

Visit Miss Potts in the evening again. As before, you can visit her any night (including weekends) except for Wednesdays. You will say she needs a practical lesson in being spanked.

[QPOT104] Dress Up Like a School Girl

Full description = (4) You have convinced the English teacher to dress up like a school girl so you can spank her. Visit her at her apartment in the evening.

Visit Miss Potts in the evening again. She will be dressed like a school girl. This time, you will spank her.

[QPOT105] Visit Miss Potts for Advanced Training

Full description = (5) Visit Miss Potts again for more advanced training.

In the evening, visit Miss Potts' apartment again and continue her training. You will give Miss Potts another lesson where she will hold up some books and you will expose her.

[QPOT106] See Miss Potts Punish One of the Girls

Full description = (6) Visit Miss Potts' Classroom to see her punish one of the girls (you may need to unlock new rules at the school board to proceed).

If you have not already done so, you will then need to pass the Very Strict Uniform Policy that allows you to confiscate clothing. You will pass this rule as part of the "Sally Learns the Ropes" staff quest (see [QSAL05](#)). This involves raising Debbie to Level 4 and touching her to unlock the rule. You will need 6 Influence and 30 Discipline to pass the rule at the next Friday morning school board meeting.

After you have passed the rule, visit Miss Potts' classroom during the day. You will see her forcing Faye to strip to her underwear and demonstrate her aerobics lesson. Afterwards Miss Potts will kiss you and you will get 1 influence point.

[QPOT107] Visit Miss Potts' Apartment Again

Full description = (7) Visit Miss Potts' apartment again to continue her training.

In the evening, visit Miss Potts' apartment again and continue her training. You will then strip her naked, give her a spanking and finger her to orgasm. Miss Potts will then suck your cock.

[QPOT108] Supervise Her Spanking One of the Girls

Full description = (8) Visit Miss Potts' classroom to supervise her spanking one of the girls.

Visit Miss Potts' classroom during the day. You will see Claire make a mistake by punishing Mary in the wrong way. You will then stop the punishment.

[QPOT109] Discuss Mary's Punishment

Full description = (9) Visit Miss Potts' apartment to discuss Mary's punishment.

In the evening, visit Miss Potts' apartment again. You will discuss the punishment and agree to show Miss Potts the wrong way to give a punishment.

[QPOT110] Show her the Wrong Way to Give a Punishment

Full description = (10) Wait until Claire visits you in your office and show her the wrong way to give a punishment.

The following day, you will automatically get a scene in your office where Claire will arrive in a school uniform and you will punish her. This scene will happen immediately after any after-school punishments you have.

The goal of the punishment is to max out her fear. However, if her fear score is greater than her submission score, then she will use her safe word and the scene will end. If Claire uses her safeword, you will automatically get the same scene the following day.

During her punishment, you should insult her, lightly slap her face, inspect her uniform, and tear off her skirt and knickers. Inspect her bra and then tear off the rest of her clothes. Grope her breasts, slap her breasts and take her picture.

After that, change position and force her over your desk. Spank her and do a cavity search. Change position and force her to her knees. Pull your dick out, do

a dick slap, make her kiss it and force it in her mouth. Twist her hair or slap her, and force it down further.

Finally, change position and lift her onto your desk, legs in the air, and force her legs apart. You can finger her first or simply penetrate her to complete the punishment. You will then get +1 Influence.

[QPOT111] Advance Amy and Debbie's Student Quest

Full description = To continue Claire's training you need to advance Amy and Debbie's Student Quests so they can also participate.

Note: you may not see this action. It only appears if you have not progressed Amy and Debbie's Student Quests enough.

You will need to progress the student quests for both Debbie and Amy. See QPOT112 and QPOT113 for advancing Debbie's quest, and QPOT114 for advancing Amy's quest.

[QPOT112] Advance Debbie's Student Quest 1

Full description = To continue Claire's training you also want to train Debbie at the same time. Advance Debbie's Student Quest: Training a Prefect

Note: you may not see this action. It only appears if you have not progressed Debbie's Student Quest enough.

You need to raise Debbie to level 6 and tell her to give you a blowjob, after which you will agree to make her your apprentice.

To do this, you need to complete actions 1-5 in the "Sally Learns the Ropes" staff quest ([QSAL01](#) to [QSAL05](#)). At the end of the punishment where you raise Debbie to level 5 you should choose to "assign role". Debbie will give you a handjob and you will make her a prefect.

If you have not already done so, you will also need to start Chapter 2 of the game, by fully completing the Main Quest "A Man's Work" ([QM3](#)) so that you can punish the girls yourself.

In the evening, summon Debbie to your office for punishment. Debbie will ask if she can keep being punished by Miss Newman. You agree, provided that Debbie is willing to give you a blowjob afterwards.

Note #1: You can only summon Debbie to your office if there are no other girls who require punishment that day.

You will then need to raise Debbie to punishment level 6 during the punishment. See [DEB09](#) for details of how to do this. At the end of the punishment, tell Debbie to give you a blowjob. You should warn her that you are about to cum. Afterwards, you will speak to Debbie and agree to make her your apprentice.

Note #2: You can raise Debbie to level 6 during chapter 1, but you cannot ask for a blowjob and you cannot make her your apprentice.

Note #3: You must choose to warn Debbie. If you choose one of the other blowjob endings you will not be able to progress Debbie's student quest. Instead, you will need to punish Debbie after school again, get another blowjob, and then choose to warn her.

The following day, you will see a special scene with Debbie at the start of the afternoon. Debbie will tell you that a girl refused to show her knickers to Debbie. Debbie wants to spank the girl, but you tell her that she needs some formal training before she can punish the other girls.

[QPOT113] Advance Debbie's Student Quest 2

Full description = To continue Claire's training you also want to train Debbie at the same time Advance Debbie's Student Quest: Training a Prefect – Part 2

Note: you may not see this action. It only appears if you have not progressed Debbie's Student Quest enough.

Before you can advance Debbie's student quest, you first need to progress Rachel's quest. Firstly, you need to fully complete Rachel's first student quest, "The Headmaster's Pet" ([QST02a](#) and [QST02b](#)). You then need to progress Rachel's second student quest, "The Headmaster's Pet: Part 2" until Debbie and Rachel have a threesome with you. See [QRAC201](#) to [QRAC203](#).

[QPOT114] Advance Amy's Student Quest

Full description = To continue Claire's training you need a suitable student for her to practice spanking. **Advance Amy's Student Quest: The Spanking Connoisseur.**

Note: you may not see this action. It only appears if you have not progressed Amy's Student Quest enough.

You will need to raise Amy to punishment level 5 and assign her a role as your practice subject. See "The Spanking Connoisseur" student quest for details ([QAMY01](#) to [QAMY19](#)). At the end of the punishment where you raise Amy to

level 5, you should choose to "assign role". You will have anal sex with Amy and she will agree to become your practice subject.

[QPOT115] Administer Your First Group Punishment

Full description = To continue Claire's training you need to administer your first group punishment in class for poor grades.

Note: you may not see this action. It only appears if you have not completed your first class punishment.

To complete this action, you need to unlock the main quest "Many Hands for Many Bottoms" (QM6) by completing the first class punishment. See the section on "unlocking this quest" for details.

In summary, you will need to teach at least one class. On Sunday evening, you will tell yourself that you are going to have to stay up late to mark some essays. The following morning (Monday), you will see a scene with Sally before school. You tell her that the girls did not do well and that you are going to have to punish almost the entire class.

During the day, teach a class. You will then carry out your first class punishment. This involves spanking most of the girls in the class.

[QPOT116] Wait for Claire to Speak with You

Full description = Everything is ready to continue Claire's training. Wait for her to come and speak with you.

Once you have completed the first class punishment, and you have progressed Amy and Debbie's quests, then Miss Potts will visit you in the morning.

Note: Miss Potts will usually visit you the following morning. However, if there are other morning events (such as the school board, or other messages from Sam) then you may see these first. Miss Potts will then speak to you the following weekday.

Miss Potts tells you that she has reflected on how she treated Mary unfairly, and that she won't make the same mistake. She says she is ready to continue her training to become a disciplinarian. At the end of the meeting you will unlock Miss Potts' new quest, Teaching Miss Potts – Part 2 (QPOT2).

[QCHA] Experiments Gone Wild

Description

Miss Chang has complained about the lack of science facilities at the school.

Unlocking this Quest

This staff quest is available from the start of Day 2.

[QCHA01] Upgrade the science classroom

Full description = (1) Upgrade the science classroom by using the construction menu on your computer.

Once you have \$500, buy the "Upgrade science facilities" from the Upgrade Facilities option on your computer.

[QCHA02] Tell Miss Chang about the new equipment

Full description = (2) Tell Miss Chang you have ordered new equipment for her.

In the evening, talk to Miss Chang in her classroom about the New Equipment. This will give you 1 Influence point.

[QCHA03] Check in on Miss Chang's classroom

Full description = (3) Check in on Miss Chang's classroom during school hours.

Mr Mykock will visit you the following morning. He gives you a warning about Miss Chang. He says that an arrangement was made between the school's owners and the government to hold Miss Chang at the school, but she was not allowed to conduct any experiments.

During the day, visit Miss Chang's classroom. You will then see Miss Chang's clothes dissolving solution in action.

[QCHA04] See if Miss Chang needs anything else

Full description = (4) Check back with Miss Chang in the evening to see if there is anything else she needs.

Visit Miss Chang in the evening again and ask her for "further help with the board". She will say she wants you to hire a lab technician. She says that you cannot tell Mykock in case he gets suspicious.

[QCHA05] Ask about hiring a lab technician

Full description = (5) Summon Samantha to your office during school hours and ask about hiring a lab technician.

During the day, use your phone to call Sam into your office and talk about the New Technician. She'll say she needs 3 days. This quest action will change to "Wait a few days" (see [QCHA06](#), below).

[QCHA06] Wait a few days

Full description = (6) Wait a few days for Sam to ask around town and see if there is anyone looking for work.

On day 4, call Sam back into your office and ask about the Lab Technician. She'll say she's found 2 candidates, who you can interview. The first is Anna Dixon, an experienced lab assistant who wants \$100 a week. The second is Trixie Star, an unqualified lap dancer who offers to suck your cock.

Note: Sam needs 3 days, not 3 working days, so if you ask Sam on Thursday you can hold the interviews on Monday.

If you accept Trixie's offer of a blowjob, then you will hire Trixie. If you refuse her offer, you will hire Anna. To unlock this quest, you can select either candidate.

If you select Anna, then that night Trixie will visit you at your apartment. She will offer you a blowjob if you appoint her as the new dance teacher.

Note: you can decide not to recruit Trixie, but this will prevent you from seeing some additional scenes in the game. It will also limit your options when completing the "Priti as a Picture" staff quest.

[QCHA07] Visit Miss Chang in the Evening

Full description = (7) Visit Miss Chang in the evening and see how she's getting on with her new assistant.

Speak to Miss Chang in her classroom during the evening.

If you have hired Anna, Miss Chang will thank you and you will get 1 Influence Point. See [QCHA10](#) for the next quest action.

If you hire Trixie, then Miss Chang will be very annoyed with you, and says that Trixie is completely useless. Miss Chang says that she won't help you at the school board until you hire someone competent.

This quest action will change to "Summon Trixie to your office" (see [QCHA08](#), below).

[QCHA08] Summon Trixie to your office

Full description = (8) Summon Trixie to your office and figure out what to do with her.

During the day, use your office phone to summon Trixie. You try to fire her but Trixie says that she will then tell Ruth Thomas about the blowjob. You then decided to appoint her as a Dance Teacher and hire Anna, the other candidate, as the lab technician.

Trixie then offers you a blowjob. You can accept Trixie's offer or not, but in both cases Trixie will invite you to visit her in her apartment one evening.

[QCHA09] Visit Miss Chang in the Evening Again

Full description = (9) Visit Miss Chang again in the evening and see how she's getting on with her new assistant.

Speak to Miss Chang in her classroom the evening. Miss Chang will thank you and you will get 1 Influence Point.

[QCHA10] Wait for Miss Chang to ask for assistance

Full description = (10) Wait for Miss Chang to ask for further assistance

Note: if you originally hired Anna (not Trixie), this task is shown as number (8), not (10).

Complete A Troublesome Inspector action [QRUT07](#). This involves you opening the old headmaster's safe and reading his notes about the school's owners. You discover a company called British Defense System Manufacturers (BDSM) appears to be involved.

In the evening, speak to Ruth about "the notes in the old headmaster's safe". She will take you to her house to have a private discussion. (This action is also required for the "If a Headmaster Falls in the Wood Quest, [QM2.6](#)) During the discussion she will ask you to purchase a 3D printer for her.

[QCHA11] Purchase a 3D Printer

Full description = (11) Purchase a 3D printer for Miss Chang. COMING SOON

Note: if you originally hired Anna (not Trixie), this task is shown as number (9), not (11).

This is not available in the game yet.



[QWIL] Priti as a Picture

Description

Mr Wilson the math teacher appears to have an unhealthy fixation on one of the students. A sweet and innocent girl by the name of Priti. He has asked for your help to steal her email password.

Unlocking this Quest

To unlock this staff quest, you will need to visit Mr Wilson in his apartment during the evening, and agree to steal Priti's social media password. If you do not agree, then the quest will not unlock.

[QWIL01] Ask Miss Chang

Full description = (1) Ask Miss Chang if she knows how to steal someone's email password without them knowing.

You will first need to upgrade the science classroom (See the "Experiments Gone Wild" staff quest, [QCHA02](#)). You do not need to have told Miss Chang about the upgrade. (This means you can complete this action before you complete [QCHA02](#)).

In the evening, visit Miss Chang in her classroom and ask about "stealing passwords" and then about "the keylogger program".

[QWIL02] Summon Priti

Full description = (2) Use the phone in your office to summon Priti.

During the school day, use your office phone to call Priti to your office. You talk to Priti about how she ended up at the school and then ask her to set up a social media page for the school. You will then steal her password and social media pictures.

[QWIL03] Deliver Priti's Password

Full description = (3) Deliver Priti's password to Mr Wilson.

Visit Mr Wilson in the evening and talk to him about "Priti's password". You will give him the password, and you will get 1 Influence Point.

[QWIL04] Check back with Mr Wilson

Full description = (4) Check back with Mr Wilson another night to see if there is anything else he needs.

Visit Mr Wilson in the evening and ask for "more help with the board". He will tell you that he wants nude pictures of Priti. You can agree or disagree. If you agree, see [QWIL05](#).

If you disagree, he will ask for a prostitute and Viagra instead. If you have already hired Trixie (either as the lab technician or the dance teacher), see [QWIL10](#) for the next action. If you have not hired Trixie, see [QWIL09](#).

You can change your mind about taking the nude pictures. To do this, visit Mr Wilson in the evening again. Speak to him about the "photos of Priti". If you originally disagreed and now want to take the photos of Priti, tell him "I've decided to help you". If you originally agreed and now want to hire the prostitute instead, tell him "I've changed my mind".

[QWIL05] Purchase a Digital Camera

Full description = (5) Purchase a digital camera and then decide how to obtain high quality naked photos of Priti.

Once you have \$1000, buy the Digital Camera from the Online Shopping | Electronics option on your office computer. It will arrive the following weekday.

You might already have the camera if you have completed the "Sally Learns the Ropes" staff quest (see [QSAL04](#)). If you, this action will automatically be shown as completed. See [QWIL06](#) for the next action.

[QWIL06] Summon Priti to your Office

Full description = (6) Summon Priti to your office then decide how to obtain naked photos of her.

You can then use your phone to summon Priti to your office.

You can then choose to "order her to strip" or "trick her". The "order to strip" option will give you less influence points and will result in you losing a large number of grade, discipline and popularity points. (For details, see [XTRA02](#). See [QWIL08](#) for the next actions if you take this route.)

You should therefore choose to "trick her". You will then take some basic photos of her, and will unlock the ability to purchase the "school swimwear samples". See [QWIL07](#) (below) for the next action.

Note: from this point on, the decisions you make mean that you will not see all of the quest actions shown below. As you will see above, this guide will tell you what the next action is, depending on the choice you make.

However, this also means that some of the step numbers below might change. For example, step 9 ("figure out a way to get a prostitute") will be shown as step 5 if you initially refused to take the naked pictures of Priti.

[QWIL07] Order swimwear and uniform samples

Full description = (7) Order swimwear and uniform samples for Priti to try on. Then summon her to your office.

Once you have \$1200, buy the School Swimwear Samples from the Online Shopping | Electronics option on your office computer. It will arrive the following weekday. You can then use your phone to summon Priti again and complete the photoshoot.

[QWIL08] Decide whether to hand over the pictures

Full description (if you tricked Priti) = (8) Visit Mr Wilson and decide whether to hand over the pictures.

Full description (if you forced Priti to Strip) = (7) Speak to Mr Wilson and decide whether to hand over the pictures.

Visit Mr Wilson's apartment in the evening and talk to him about the photos of Priti. You can decide whether to hand them over or not. If you hand them over, you will get 2 influence points and this staff quest will be completed.

If you refuse to hand over the photos, he will ask for a prostitute and some Viagra instead.

If you have already hired Trixie (either as the lab technician or the dance teacher), see [QWIL10](#) for the next action. If you have not hired Trixie, see [QWIL09](#).

Note: If you ordered Priti to strip, you will only get 1 influence point (not 2) if you give Mr Wilson the photos. In the morning, Samantha will tell you that Priti was seen running from your office in tears. Your grades, discipline and popularity will all decrease by 10. If this causes grades or discipline to fall to zero, you will get an immediate bad game ending.

[QWIL09] Figure out a way to get a prostitute

Full description = (9) Figure out a way to get a prostitute for the Math teacher.

In order to complete this, you will need to hire Trixie. See the "Experiments Gone Wild" staff quest ([QCHA06](#)) for how you can hire her. This action will then change to "Ask Trixie if she knows any local prostitutes" (see [QWIL10](#))

Game Note: if you decided not to hire Trixie, you will be unable to complete this action. Instead you will need to visit Mr Wilson and tell him "I've decided to help you". You will then need to give him the photos of Priti instead..

[QWIL10] Ask Trixie if she knows any local Prostitutes

Full description = (9) Ask Trixie if she knows any local prostitutes.

Once you have hired Trixie, use the phone in your office to ask her to come to your office. She will tell you that she knows a suitable escort agency, and you then email the company.

[QWIL11] Wait a Day and Check for a Reply

Full description = (10) Wait a day and check for a reply from the escort agency.

The following day, check your email on your office computer. The agency will tell you that they have a suitable girl called Candy, but she will cost you \$2000. You will then see a picture of Candy.

Note: If you are playing easy mode, the prostitute will only cost \$1200.

[QWIL12] Email back the Escort Agency

If you do not have \$2000, you will tell yourself that you'll need to save up and then email back at a later date. If you have enough money, you will be asked if you want to transfer the money or not.

If you do not have enough money, or if you decide not to pay the money, then you can re-read the email at a later date.

Once you have \$2000, pay the money for Candy.

Note: If you are playing easy mode, the prostitute will only cost \$1200.

[QWIL13] Purchase some Viagra

Full description = (12) Purchase some Viagra from the online store.

Once you have \$200, attempt to buy the Viagra pills from the Online Shopping | Health option on your office computer. When you get the option, buy the cheap \$20 pills instead.

Note: You can buy the normal Viagra pills if you wish, but that will mean you will not see the full scene with Candy later.

[QWIL14] Wait for the Viagra to Arrive

Full description = (13) Wait for the Viagra to arrive from the online store.

The pills will arrive the following weekday. (If you order them on Friday or Saturday, they will arrive on Monday).

[QWIL15] Deliver the Pills to Mr Wilson

Full description = (14) Deliver the pills to Mr Wilson and inform him that the prostitute has been ordered.

Once the pills have arrived and you've paid for the prostitute, see Mr Wilson in the evening and tell him that "I have found you a prostitute". If you bought the cheap pills, you should remove the warning label before you hand them over.

Note: if you gave Mr. Wilson the expensive pills, then you do not need to complete the rest of this action. Instead, the questlog will change to "Visit Mr Wilson Again". See [QWIL16](#) for the next steps.

Game note: if you initially refused to give him the naked pictures of Priti (see [QWIL04](#)), then the questlog will change to "Visit Mr Wilson Again" (see [QWIL16](#), below). However, you will still need to complete the rest of this action first.

At the end of the following day, you'll be told by Samantha that Mr Wilson didn't show up to his last class of the day. (If it's a weekend, you'll get a phone call from Miss Potts saying Mr Wilson didn't show up to a book club instead.) You'll then automatically go to Mr Wilson's apartment.

You can choose to play through the scene however you want. But to see the full scene, tell Candy that you are Mr Wilson and then later give Mr Wilson another Viagra substitute.

[QWIL16] Visit Mr Wilson Again

Full description = (15) Wait a couple of nights and visit Mr Wilson again.

The following evening, go back to Mr Wilson's apartment and talk about Candy. You will get 2 Influence points. That completes this staff quest.

Note: if you gave Mr. Wilson the expensive pills, you need to wait a day before you can visit Mr. Wilson. If you try to see him the very next evening, you will tell yourself "Mr Wilson will be busy with Candy. I've no desire to see that".

[QWIL17] You've Completed Mr Wilson's Story Line

Full description (if you ordered the prostitute) = You've completed Mr Wilson's story line.

Full description(if you gave Mr Wilson the pictures of Priti) = You gave Priti's pictures to Mr Wilson. You've completed Mr Wilson's story line.

Once you have discussed Candy's visit with Mr Wilson, or you have given Priti's pictures to Mr Wilson, then you have completed Mr Wilson's story line.



[QSAL] Sally Learns the Ropes (Chapter 1)

Description

Sally is already an accomplished disciplinarian and you think she might be ready to learn some of your advanced teaching methods.

Note: Punishing Debbie

To complete this quest, you will need to give Debbie several private punishments. You will initially get the opportunity to punish Debbie either by patrolling the halls or teaching classes.

If you patrol the halls, you will sometimes get a random patrol event where Debbie gives Lucy a wedgie. If you teach classes, you will sometimes get a random event where Debbie is bullying Lucy.

You can only complete these quest actions when giving Debbie a private punishment. You will not be able to progress this quest if you give her a public punishment or punish her in class instead.

Unlocking this Quest

You will unlock this quest by giving Debbie a private punishment. She will start the punishment at Level 2. You are told that you will not be able to level her up during this punishment but it is still worth giving a severe punishment to earn as much money as possible.

The next weekday morning you will see a scene with Sally and Izzy running. This quest will become unlocked. The option to buy the paddle will be unlocked. The option to propose a new Corporal Punishment rule to remove skirts will become available.

Alternative path: If you have not unlocked this quest by the time that you complete the "Order to the Chaos" main quest (QM1), then it will automatically unlock at the same time as the "A Man's Work" main quest (QM3). The option to buy the paddle and propose the "remove skirts" rule will become available as well.

[QSAL01] Purchase a paddle

Full description = (1) Purchase a paddle from the online store.

Once you have \$500, buy the paddle from Online Shopping | Sex Toys option on your office computer. It will arrive the following weekday morning.

[QSAL02] Remove skirts rule

Full description = (2) Convince the school board that skirts must be removed for corporal punishments.

Once you have Influence 4 and Discipline 25, pass the new Corporal Punishment rule to remove skirts at the Friday board meeting.

Note: passing this rule is also required as part of Rachel's Student Quest (see [QRAC102](#)) and Amy's Student Quest (see [QAMY02](#)), so you may have already completed this action.

[QSAL03] Catch Debbie misbehaving (Part 1)

Full description = (3) Catch Debbie misbehaving and sentence her to a private punishment

Note: This is a large action, so for clarity it has been split into 2 parts, [QSAL03](#) and [QSAL04](#). But it is part of the same quest action.

Teach classes or do patrols until you see Debbie bullying Lucy and you can give her another private punishment.

At the start of this punishment, you should get a message saying you have everything you need to cause sufficient pain and humiliation.

Debbie will start this punishment at Level 2. Remove her clothing & skirt. Position her with hands above her head, and do a body search. Position her bent over the desk and do a hand spanking (or ruler) spanking and a paddle spanking. Position her over Miss Newman's knee and massage her buttocks. This will unlock a new "massage inner thighs" action. Massage her inner thighs. You will then get a message saying that you have raised Debbie to level 3.

Sally will tell you she is impressed, and you will get 1 Influence point from her.

[QSAL04] Catch Debbie misbehaving (Part 2)

(For part 1 of this action, see [QSAL03](#), above)

Once you have \$1000, buy the Digital Camera from the Online Shopping | Electronics option on your office computer. (You might already have the camera if you have completed the "Priti as a Picture" staff quest (see [QWIL05](#)). The camera will arrive the following weekday.

Once the camera arrives, carry out a patrol. You will see Debbie start to apologize to Lucy, until Cassandra arrives and Debbie bullies Lucy again. When Debbie arrives at your office after school, choose to give her another private punishment.

Note: this patrol event only happens once. If you do not complete it successfully (for example, if you do not have the camera, or you choose to give Debbie a public punishment instead), then see [DEB06](#) for details of alternative options.

Debbie will start this punishment at Level 3. Remove her clothing & skirt. Position her with hands above her head, do a body search and use the camera to take pictures. Position her bent over the desk and do a ruler spanking and a paddle spanking. Position her over Miss Newman's knee. Massage her inner thighs. This will unlock the "rub pussy" action. Rub her pussy. You will then get a message saying that you have raised Debbie to level 4.

Sally will say she's worried about touching a student's pussy, you will reassure her and you will get 1 Influence point.

At the end of the punishment, tell her to "let me touch you". You will tell her that you are going to do a common trust exercise with her. Touch her hair and face, then touch her arms, then touch her legs, then touch her breasts. This will unlock the ability to propose the Very Strict Uniform Policy rule at the School Board, which allows you to confiscate clothing. You can also try to touch Debbie's pussy but she will refuse.

The following morning, Miss Newman will ask you if you get turned on by watching her spank the girls. You will admit you do get aroused, and you will get +1 Influence point.

[QSAL05] Confiscate clothing

Full description = (4) Convince the school board to allow you to confiscate clothing that does not fit with the school's uniform policy.

Once you have 6 Influence and 30 Discipline, pass the Very Strict Uniform Policy at the next Friday morning school board meeting.

[QSAL06] Catch Debbie misbehaving

Full description = (5) Catch Debbie misbehaving in class and then sentence her to another private punishment.

Teach classes until you see Debbie being teased by Donna. Choose to give Debbie a private punishment.

Debbie will start this punishment at Level 4. Remove her clothing & skirt (her panties will also be removed). Position her bent over the desk and do a hand (or ruler) spanking and a paddle spanking.

Position her over Miss Newman's knee and rub her pussy. This will unlock the fingering option. Position her with hands above her head and get Miss Newman to finger her to orgasm. You will then get a message saying that you have raised Debbie to level 5.

(At the end of this punishment, you can assign Debbie a role as a prefect, but this is not required to unlock this quest. However, you must assign her a role to complete the "Taming a Prefect" student quest, [QST1](#).)

[QSAL07] Give Sally a Demonstration of Your Skill (Part 1)

Full description = (6) Give Sally a demonstration of your skill as a disciplinarian. Teach a sports class on a Thursday afternoon.

Note: This is a large action, so for clarity it has been split into 2 parts, [QSAL07](#) and [QSAL08](#). But it is part of the same quest action.

The first time you speak to Sally in the Sports Center changing room, she will apologize for exposing herself to you on Day 1. If you have not already done so, speak to Sally on Monday, Tuesday, Wednesday or Friday afternoon to have this initial conversation.

After you have had the initial conversation, then on Tuesday, Wednesday or Friday afternoon, you can talk to Sally in the changing room in the Sports Center. Initially, you will see Sally standing in front of the lockers. Speak to her about "more about you". After you do this, and after the first Board meeting (which takes place on the first Friday morning), then you will see Sally in her underwear standing in front of the mirror instead. Speak to Sally again, and she will ask you if you have found a set of keys.

On Monday afternoon, go to the men's changing room and click on the shower area. You will be told that if you go forward any further Sally will notice you.

Note: If you click on the towel rack and you will be told that there is one big towel and lots of small ones. This step is not required but helps explain the prank you are about to pull.

Click on the shower area, and Sally will ask you wait a couple of minutes. She will then come out of the shower and takes the big towel. This first scene will be unlocked in the replay menu.

The next Monday afternoon, go to the men's changing room and click on the shower area again. Click on the towel rack, and choose to grab the big towel. Click on the shower area, and Sally will again ask you to wait a couple of minutes. This time, when she comes out, she will be forced to use one of the small towels instead.

If you have not already done so, at the School Board, choose to open the Lake (see under Other Rules).

Complete the "Order to the Chaos" Main Quest ([QM1](#)). Once you have completed this quest, you will have second dream ([OTH03](#)). The first weekday after you have the dream, Samantha will tell you that the groundskeeper (Jimmy) wants to talk to you about some keys. Once the Lake is opened, you can speak to him any morning. Ask him about the missing keys and he will give you Sally's keys.

On Monday, Tuesday, Wednesday or Friday afternoon, talk to Sally again. This time she will be standing naked in front of the mirror. You can choose to give her the keys or throw them to her. (However, the best option is to throw the keys and then admit you were being sneaky.)

[QSAL08] Give Sally a Demonstration of Your Skill (Part 2)

Full description = (6) Give Sally a demonstration of your skill as a disciplinarian. Teach a sports class on a Thursday afternoon.

Note: This is a large action, so for clarity it has been split into 2 parts. For part 1, see, [QSAL07](#).

Raise Debbie to punishment level 5 ([DEB07](#)). During the punishment, position Debbie over Miss Newman's knee and rub her pussy. This will unlock the fingering option. Position her with hands above her head and get Miss Newman to finger her to orgasm.

At the end of the punishment, you can choose to "Assign Role" to Debbie. Debbie will give you a handjob and you will make her a prefect.

Teach a sports class on Thursday afternoon.

Note: When you go to the Sports Center on Thursday afternoon, you will see Sally with a group of students. If you talk to her, you will find that she is about to take them on a long run. This step is not required but it does provide some background information for the event.

After the lesson, you will take a shower. Sally will come into the shower with you. You will give her a demonstration of your skills by spanking her and then having sex with her.

Fun note: after you have unlocked the full version of this event, then on Monday afternoons, if you go into the changing room and click on the shower area, then you will be able to join Sally in the shower and have sex with her again.

Advance to Chapter 2

To complete the rest of Sally's staff quest, you need to start Chapter 2 of the game. To do this, you will need to fully completing the Main Quest "A Man's Work" (QM3) so that you can punish the girls yourself.



[QRUT] A Troublesome Inspector

Description

In order to ensure the girls are not being mistreated the government sent an inspector to your school by the name Ruth Thomas. Ruth is determined to prevent you from being able to punish the girls yourself. She is immune to your charms and you will need to find some other way to convince her.

Unlocking this Quest

This quest is unlocked by holding the initial vote on the Corporal punishment rule "corporal punishments may be carried out on students by any teacher regardless of gender" at the Friday school board. For the initial vote, the discipline and influence requirements will be shown as "?".

[QRUT01] Visit Ruth in the teachers' lounge

Full description = (1) Go and visit Ruth in the teachers' lounge located in the office building.

If you have not already done so, unlock the "If a Headmaster Falls in the Woods" main quest (QM2) by opening the Recycle bin on your computer and reading the April 15 entry.

Go to the teachers' lounge and speak to Ruth. Ask about "the old headmaster". (You cannot ask Ruth about the old headmaster until the "If a Headmaster Falls in the Woods" main quest is unlocked.)

[QRUT02] Speak to Miss Chang about the password

Full description = (2) Speak to Miss Chang about getting the password to the old headmaster's computer.

In the evening, talk to Miss Chang in her classroom about "the old headmaster's password".

[QRUT03] Spike Sally's drink

Full description = (3) Spike Sally's drink with the shrinking potion formula while she's in the shower (Monday afternoon in the men's changing rooms).

The first time you speak to Sally in the Sports Center changing room, she will apologize for exposing herself to you on Day 1. If you have not already done so,

Speak to Sally on Monday, Tuesday, Wednesday or Friday afternoon to have this initial conversation.

After you have had the initial conversation, then on Monday afternoon visit the men's changing room. You will see Sally's bag on a bench. Click on it.

[QRUT04] Wait until the evening

Full description = (4) Wait until the evening.

This should be self explanatory. Either skip the period or find something else to do that afternoon, e.g. teaching a class.

You will then get a big cut scene with Sally and Miss Chang, where Sally shows Miss Chang that size isn't everything. It ends with Sally spanking Miss Chang, and then Miss Chang will then give you the password.

[QRUT05] Open the locked journal

Full description = (5) Open the locked journal entry in the recycle bin of the old headmaster's computer.

Open the Recycle bin on your computer and read the (previously locked) April 16 entry.

[QRUT06] Blackmail Ruth

Full description = (6) Ruth and the old headmaster were having an affair. Use the information to blackmail her.

During the day, go to the Teachers' Lounge and speak to Ruth about the old headmaster's journal.

In the evening, you will have the "third dream" event, with Sarah and her friend Rosie. (See [OTH04](#))

[QRUT07] Hope for a miracle

Full description = (7) Hope for a miracle.

Complete actions 1-3 from the "If a Headmaster falls in the woods" main quest ([QM2.2](#) to [QM2.5](#)). This involves going to the lake and speaking to Jimmy about "the old headmaster" and "the old headmaster's body".

The following morning, Jimmy will take you to the spot where the headmaster died. You will find his wallet with the safe combination in it. Go to your office and

click on the bookcase. You will then be able to unlock the safe and you will get a cut scene. You read the notes the old headmaster was making about the school's owners and find some intimate pictures of the old headmaster with Ruth.

Fun note: during the cut scene, if you tell yourself that you're a villain and you're OK with that, then you'll get the opportunity to humiliate Ruth by doing an underwear inspection on her later in the game.

[QRUT08] Confront Ruth again

Full description = (8) Confront Ruth again in the teachers' lounge.

Talk to Ruth in the Teachers' lounge about "the old headmaster's safe".

You will have various options about how to speak to Ruth. If you told yourself that you were a villain in the earlier cut scene, you will blackmail her, and have the option to humiliate her further by doing an underwear inspection.

If you told yourself that you're not a villain, you can choose whether to simply give her the photos, or to blackmail her. However, even if you decide to blackmail her, you can't humiliate her further by doing an underwear inspection. Regardless of which option you choose, in the end Ruth will agree to your demands, although she will set out some conditions of her own.

Fun note: if you told yourself that you're a villain and you're OK with that during the earlier cut scene (QRUT07), and then you decide to humiliate her, then you will be able to demand underwear inspections from her whenever you visit her in the teachers' lounge.

[QRUT09] End of Story Line

Full description = You've reached the end of Ruth's story line for this update.

Once you have confronted Ruth in the Teacher's lounge, then you have completed Ruth's story line.

CHAPTER 1: STUDENT QUESTS



[QDEB1] Debbie: Taming a Prefect.....	52
[QRAC1a] Rachel: The Headmaster's Pet (Part 1: Chapter 1).....	56
[QAMY] Amy: The Spanking Connoisseur (Chapter 1).....	63

[QDEB1] Debbie: Taming a Prefect

Description

You need a strong girl on your side to keep the others in line. Debbie would be ideal if she wasn't so wild. Use Miss Newman to tame the savage girl in your office.

Unlocking this Quest

To unlock this event, you will need to do paperwork in your office three times. The first time, Maxine will introduce herself. The second time, Lucy will come to you wanting help. (If you have popularity 5+, you will give Lucy a job: see [PAP03](#) for details.) The third time, Maxine will demand that you stop the use of corporal punishment.

During the week, do a patrol. You will see the "Debbie shows Maxine who's boss" event ([PAT09](#)), where Debbie confronts Maxine and decides to give her a spanking. (You can either intervene and stop the spanking, or wait and watch Debbie give the spanking.)

The following Sunday afternoon, you will automatically see an event where Maxine holds a protest ([STD01](#)). You can choose to break it up, or to walk away. Either option will unlock this quest. However, if you break it up your popularity will decrease by 2 points.

WARNING: Until you complete this quest, Maxine will keep giving protests every Sunday afternoon. If you break it up, you will lose 2 popularity points, and if you walk away you will lose 2 discipline points.

[QDEB101] Raise Debbie to Level 5

Full description = (1) Raise Debbie to Level 5 and assign her the role of Prefect. Advance Miss Newman's Staff Quest: Sally Learns the Ropes.

To complete this, you need to complete actions 1-5 in the "Sally Learns the Ropes" staff quest ([QSAL01](#) to [QSAL05](#)). At the end of the punishment where you raise Debbie to level 5 you should choose to "assign role". Debbie will give you a handjob and you will make her a prefect.

[QDEB102] Wait until Sunday

Full description = (2) Wait until Sunday and have Debbie put an end to Maxine's protests.

The following Sunday afternoon, you will automatically see an event where Maxine holds a protest ([STD02](#)). However, this time Debbie will stop the protest.



[QDEB103] Gain the Ability to Punish the Girls Yourself

Full description = (3) Gain the ability to punish the girls yourself by **completing the main quest: A Man's Quest**

You will need to start Chapter 2 of the game, by fully completing the Main Quest "A Man's Work" ([QM3](#)) so that you can punish the girls yourself.

[QDEB104] Summon Debbie to Your Office

Full description = (4) Now that you are able to punish the girls yourself, you should summon Debbie to your office after school for further training.

In the evening, summon Debbie to your office for punishment. Debbie will ask if she can keep being punished by Miss Newman. You agree, provided that Debbie is willing to give you a blowjob afterwards.

Note #1: You can only summon Debbie to your office if there are no other girls who require punishment that day.

You will then need to raise Debbie to punishment level 6 during the punishment. See [DEB09](#) for details of how to do this.

At the end of the punishment, tell Debbie to give you a blowjob. You should warn her that you are about to cum. Afterwards, you will speak to Debbie and agree to make her your apprentice.

Note #2: You should choose to warn Debbie. If you choose one of the other blowjob endings ("don't warn her, then try to apologize" or "just grab her by the hair") then you will not be able to progress Debbie's student quest.

If you warned Debbie, see [QDEB106](#) for the next action. If you didn't warn Debbie, see [QDEB105](#).

[QDEB105] Warm Debbie When the Test is Finishing

Full description = (4) Now that you have tested Debbie's loyalty after punishment, you will need to test her again, but warn her when the test is finishing in order to hear what she wants.

You will only see this if you did not warn Debbie that you were about cum when she gave you a blowjob ([QDEB104](#)).

In the evening, summon Debbie to your office for punishment again. Choose to give her a private punishment. Debbie will already be at her max level, but you will still have to undress her and then choose at least one punishment action. You can then end the punishment.

Note #1: You can only summon Debbie to your office if there are no other girls who require punishment that day.

Note #2: You need to carry out at least one punishment action before you end the punishment, but if you carry out more actions you will get more money for the punishment.

At the end of the punishment, tell Debbie to give you a blowjob. You should warn her that you are about to cum. Afterwards, you will speak to Debbie and agree to make her your apprentice.

Note #3: If you do not warn Debbie, this action will not be completed. Instead, you will have to summon Debbie to your office again, and re-do this action.

[QDEB106] Wait for Debbie to Speak with You

Full description = (5) You accepted Debbie as your apprentice. Wait for her to come speak with you during school hours.

The following day, you will see a special scene with Debbie at the start of the afternoon. Debbie will tell you that a girl refused to show her knickers to Debbie. Debbie wants to spank the girl, but you tell her that she needs some formal training before she can punish the other girls.

Note: unlike most special scenes, this does not happen at the start of the day. It happens at the start of the afternoon.

At the end of this scene, Debbie's new student quest, Training a Prefect - Part 2, will be unlocked.

[QRAC1a] Rachel: The Headmaster's Pet (Part 1: Chapter 1)

Description

A cute young woman named Rachel keeps falling asleep in lessons. She appears to be addicted to computer games, although you suspect this is merely a symptom of some deeper problem. You will need to learn more about her if you are to help her overcome her addiction. Perhaps you can also find a role for her to help you in the running of the school.

Rachel's Storyline

Rachel's storyline is separated into 2 quests: The Headmaster's Pet, and The Headmaster's Pet Part 2.

In her first quest, you give Rachel her initial training and make her your Personal Executive Trainee (or P.E.T.). In The Headmaster's Pet Part 2, you give her some advanced training and finally complete her quest.

You can complete some of Rachel's first quest while you are in Chapter 1 of the game. However, you will need to start Chapter 2 of the game before you can complete Part 1 of Rachel's quest or start The Headmaster's Pet Part 2. This means that Rachel's walkthrough has been separated into three separate parts:

Walkthrough Part	Ref	Description
The Headmaster's Pet Part 1, Chapter 1	QRAC1a	This covers the actions you can take with Rachel in Chapter 1 of the game.
The Headmaster's Pet Part 1, Chapter 2	QRAC1b	This covers the conclusion to Rachel's first quest, where you make her your P.E.T. This takes place in Chapter 2 of the game.
The Headmaster's Pet Part 2	QRAC2	This covers Rachel's second quest. This takes place in Chapter 2 of the game.

Unlocking this Quest

To unlock this event, teach classes until you see Rachel falling asleep in class, and choose to give her a private punishment.

Note: If this is the first time that you see Rachel falling asleep in class, you will automatically decide to give her a private punishment. Otherwise, you will need to choose to punish her after school and give her a private punishment.

During this punishment you will not be able to level her up during this punishment but it is still worth giving a severe punishment to earn as much money as possible.

In the evening, spy on her room in the evening and you will see the "Rachel and the Ointment" event ([SPY04](#)) where Donna and Maxine comfort Rachel, Maxine takes a photo of her bottom for evidence, and Donna rubs some ointment on Rachel's bottom.

In the morning, you will then automatically see Rachel's "Sleeping in Reception, Part 1" event ([STR01](#)). This quest will then unlock.

During the Sleeping in Reception event, you will have the option to order her to your office after school. However because you haven't been able to purchase the aloe vera cream yet, you won't be able to raise her to the next level.

(If you let her go, you will get +1 popularity. Alternatively, you can still get money or discipline points by giving her a private or public punishment.)

[QRAC101] Purchase the Ointment

Full description = (1) Purchase the ointment from the online store to provide extra pleasure during punishment.

Once you have \$50, buy the Aloe Vera Cream from the Online Shopping | Health option on your office computer. It will arrive the following weekday.

[QRAC102] Allow skirts to be removed

Full description = (2) Convince the school board to allow skirts to be removed to provide extra humiliation.

Unlock the "Sally learns the Ropes" Staff quest ([QSAL](#)) by giving Debbie her first private punishment. This will also unlock the ability to propose the "remove skirts" rule. You can then pass the rule at the Friday school board (see [QSAL02](#) for details).

Note: passing this rule is also required as part of Sally's Staff Quest (see [QSAL02](#)) and Amy's Student Quest (see [QAMY02](#)), so you may have already completed this action.

[QRAC103] Catch Rachel falling asleep

Full description = (3) Catch Rachel falling asleep in class again then convince her to talk to you about her night-time habits.

Teach classes until you see Rachel falling asleep in class again, and choose to give her a private punishment. At the start of the punishment, you will say to yourself that "I should have everything I need now".

Rachel will start this punishment at Level 1. Remove her clothing & skirt. Position her bent over the desk and do a hand spanking and ruler spanking. Position her over Miss Newman's knee and apply the ointment, spank her and massage her buttocks. You will then get a message saying that you have raised her to the next level (level 2).

At the end of the punishment, give her the special homework assignment. You tell her that she should be masturbating instead of playing computer games.

[QRAC104] Spy on Rachel's room

Full description = (4) Spy on Rachel's room to make sure she does her homework.

After you have given Rachel her special homework assignment, spy on her room in the evening. You will see her trying to masturbate (but poorly).

Note: if you get a message saying that it doesn't look as if Rachel is here, then spy on the shower room first. You will see Rachel taking a shower by herself. Once you have seen this scene, you can spy on Rachel's room and see her trying to do her "homework".

[QRAC105] Advance Miss Newman's staff quest

Full description = (5) Unlock new punishment actions by **advancing Miss Newman's staff quest: Sally Learns the Ropes**. Then catch Rachel falling asleep in class again and give her an office punishment.

If you have not already done so, you will need to purchase a paddle (see [QSAL01](#)) and then raise Debbie to punishment level 3. See [QSAL03](#) for details. This will unlock the "massage inner thighs" option.

[QRAC106] Assign her the role of your trainee

Full description = (5) Punish Rachel in your office for falling asleep in class again then assign her the role of your trainee.

Teach classes until you see Rachel falling asleep again, and give her a private punishment.

Rachel will start this punishment at Level 2. Remove her clothing & skirt. Position her with hands above her head, and do a body search. (If you have it, you can use the camera to take pictures instead of doing a body search).

Position her bent over the desk and do a hand (or ruler) spanking and a paddle spanking. Position her over the knee, apply the ointment, give her a hand spanking and massage her inner thigh. You will then get a message saying that you have raised her to the next level (level 3).

At the end of the punishment, assign Rachel a role. You assign her a role of personal trainee.

[QRAC107] Meet with Rachel at Lunchtime

Full description = (6) Meet with Rachel at lunchtime in your office the next school day.

The afternoon after you assign Rachel a role, there will be a scene where Rachel reports to you. You will receive a message saying that you have a new follower: Rachel, and that you can click on her icon to interact with her.

[QRAC108] Explore the school with Rachel

Full description = (7) Explore the school with Rachel and try to work out what is causing her body confidence issues.

On Monday, Tuesday, Wednesday or Friday afternoon, go to the sports Center. You will get a scene where Rachel says she doesn't like changing with other girls, and you agree she can change with you.

Go into the men's changing room and there will be a scene where Sally and Rachel get changed together.

Note: you have to click on the Sports Center and then on the men's changing room. If you click on the quick access button on the main map menu, you will not be able to complete this quest action.

[QRAC109] Make Rachel take her Shirt off

Full description = (8) Find a reason to make Rachel take her shirt off in front of the other girls during a sports lesson.

You will need to complete two practice games. To get the practice matches, you will need to teach sports lessons in the afternoon. Every time you teach 5 sports lessons, you will play a match during the fifth lesson.

In addition, during the afternoon when you see Rachel and Sally getting changed together ([QRAC108](#)), you will automatically play a match.

During the first practice game, you will need to play a "shirts and skins" game. You will need popularity 9+ to do this.

During the second practice game, you will need to make the teams switch things around so the other team takes off their tops. You will need discipline 15+ to do this.

Note #1: During this event, you will also be asked if you prefer big boobs or small boobs. It does not matter which one you choose. However, if you say that you liked big boobs, some of the dialog in this event will change.

Note #2: If you did not have enough popularity or discipline to get the girls to play "shirts and skins" or to swap things around, then you will need to play another 5 games and you will get another opportunity to do so.

(See [SPT03](#), The First Match, and [SPT04](#), The Second Match, for more details.)

[QRAC110] Make Rachel take her Shirt off in your Office

Full description = (9) Find a reason to make Rachel take her shirt off in front of you in your office. Perhaps by making her change clothes for a public punishment.

If you have not already done so, pass the Public Punishments "punishment outfit" rule at the Friday school board. You will need Discipline 25+ and Influence 4+ to do so.

Teach classes until you see Rachel falling asleep again. Order her to your office after school and give her a public (not private) punishment. Say that you like her boobs. You will discover her weakness: that she had body envy of other curvier women. You tell her you will teach her a special confidence building exercise.

Completing this event will unlock the ability to purchase the "cat ears".

[QRAC111] Purchase some cat ears

Full description = (10) Purchase some cat ears online

Once you have \$50, buy the Cat Ears from the Online Shopping | Clothing option on your office computer. It will arrive the following weekday.

[QRAC112] Punish Rachel Again

Full description = (11) Punish Rachel again and teach her to be less anxious about her body.

If you have not already done so, you will need to purchase a camera and then raise Debbie to punishment level 4. See [QSAL03](#) for details. This will unlock the "rub pussy" option.

Teach classes until you see Rachel falling asleep in class, and choose to give her a private punishment. At the start of the punishment, you will say to yourself "I feel like I know Rachel a lot better now".

Rachel will start this punishment at Level 3. Remove her clothing & skirt. Position her with hands above her head, do a body search and use the camera to take pictures.

Position her bent over the desk and do a ruler spanking and a paddle spanking. Position her over the knee. Massage her inner thighs and rub her pussy. You will then get a message saying you have raised her to the next level (level 4)

At the end of the punishment, carry out the Special Confidence Building Technique. She will act like a cat and you will pet her. You will also tell her to do her "homework" that evening.

[QRAC113] Spy on Rachel's Room again

Full description = (12) Spy on Rachel's room again

In the evening, spy on Rachel's room. You will see her trying to masturbate again. The following morning, you will get a scene with Rachel sleeping in reception again.

You can choose to "wake her up", or "teach her a lesson". If you wake her you can decide to "let her go", which will give you +1 Popularity. Alternatively, you can order her to your office after school.

Note #1: if you order her to your office after school, you can get money or discipline points by giving in her private or public punishment. However,

you won't be able to raise her to the next punishment level until you have started Chapter 2 of the game and unlocked the new rule.

However, to see the full scene, you should decide to "teach her a lesson". Pull her knickers down (you can also peak at her vagina if you want) and then open up her shirt. This will then allow you to propose a new "strip to underwear" rule at the school board. However, you will not be able to pass this rule until you start Chapter 2 of the game.

Note #2: The strip to underwear rule will automatically be unlocked when you start Chapter 2 of the game, so there is no particular benefit in unlocking it during this scene (except that you get to see the full scene with Rachel).

[QRAC114] Be Able to Punish the Girls Yourself

Full description = (13) You need to be able to punish the girls yourself, then convince the school board to let you make the girls strip down to their underwear for punishments, and then punish Rachel again.

You will need to start Chapter 2 of the game. To do this, you will need to fully completing the Main Quest "A Man's Work" ([QM3](#)) so that you can punish the girls yourself.

[QAMY] Amy: The Spanking Connoisseur (Chapter 1)

Description

Initial Description:

A young athlete named Amy is constantly late and always runs around at dangerous speeds as a result. It's a bad habit that is disruptive to your lessons and you fear she might one day injury someone. From observation of the girl during her punishments you have determined that she is a masochist, deriving sexual pleasure from pain. A girl like that could prove useful to you as a practice subject to help train your staff and Prefects in the art of discipline.

After you see Amy spanking herself with her riding crop (QAMY4), the following line is added:

You believe that Amy is proving resistant to your punishment methods because she is receiving large amounts of pleasure, pain, and humiliation from outside sources.

After you see Amy teaching Tia how to give multiple orgasms (QAMY12), the following line is added:

You decide that you will need to temporarily cut off her source of pleasure in order to make your punishment methods effective.

Note: Punishing Amy

To complete this quest, you will need to give Amy several private punishments. You will initially get the opportunity to punish Amy either by patrolling the halls or teaching classes.

If you patrol the halls, you will sometimes get a random patrol event where Amy is running in the halls. If you teach classes, you will sometimes get a random event where Amy is late to class. Order her to your office after school and then sentence her to a private punishment.

Unlocking this Quest

You will unlock this quest by giving Amy a private punishment. She will start the punishment at Level 2. You tell yourself that you don't know enough about Amy to devise a proper strategy for punishing her. This means that you will not be able to level her up during this punishment. However, it is still worth giving a severe punishment to earn as much money as possible.

When she is spanked for the first time, you discover her weakness: she is a masochist and takes pleasure from being spanked. In addition, her tolerance for pain is higher than the other girls.

That evening, spy on Amy's room. (Note: Amy's room will initially be shown as an "unknown room".) You will see Maxine ask Amy to take a photo of her bruised bottom to gather evidence against the headmaster. This quest will then unlock.

[QAMY01] Spank Amy in front of her Classmates

Full description = (1) Spank Amy in front of her classmates to see how she reacts

Teach classes until Amy is late for class. Decide to punish her now. She will become aroused and you will get +1 Horniness point.

[QAMY02] Remove Skirts Rule

Full description = (2) Convince the school board to allow skirts to be removed as part of a punishment.

Unlock the "Sally Learns the Ropes" Staff Quest ([QSAL](#)) by giving Debbie her first punishment. This also unlocks the option to propose a new Corporal Punishment rule to remove skirts.

Once you have Influence 4 and Discipline 25, pass the new Corporal Punishment rule to remove skirts at the Friday board meeting.

Note: passing this rule is also required as part of Sally's Staff Quest (see [QSAL02](#)) and Rachel's Student Quest (see [QRAC102](#)), so you may have already completed this action.

[QAMY03] Sentence Amy to a Private Punishment

Full description = (3) Sentence Amy to a Private Punishment

Teach classes or do patrols until you get the opportunity to give Amy another private punishment.

Amy will start the punishment at level 1. Remove her clothing & skirt. At this point, Amy will give you a riding crop to punish her with.

Note: if you did not spy on Amy's room after her first punishment, she will not give you the riding crop, and you will not be able to raise her to Punishment Level 2.

Position her bent over the desk and do a hand spanking and ruler spanking. Position her over the knee and do a hand spanking. Put her in the diaper position and use the riding crop on her inner thigh. You will get a message

saying you have maxed out her pain, humiliation and pleasure and raised her to the next level (level 2).

Ask her about her sex life. She will admit to masturbating frequently and making out with multiple other students.

[QAMY04] Spy on Amy's Room Again

Full description = (4) Spy on Amy's room again

In the evening, spy on Amy's room. You will see her spanking herself with her riding crop. You realize that she is receiving pain, humiliation and pleasure in her own time, and this is rendering her immune to your methods.

This will unlock 4 new quest actions, to find out her sources of pain, humiliation and pleasure (see [QAMY05](#), [QAMY06](#) and [QAMY10](#)) and to punish her in class again (see [QAMY09](#)). You can complete these events in any order.

Note: if you did not ask her about her sex life after her punishment, this quest action will not appear and you will not see this scene. You will need to punish her after school again and then make sure to ask her about her sex life to unlock this quest action.



[QAMY05] Find Amy's Source of Pain

Full description = (5) Find out Amy's source of regular pain – speak with her in the sports Center on Tuesday morning.

On Tuesday morning, go to the sports Center and talk to Amy. She will show you her abs. You realize that her exercise regime is the source of pain.

If you have popularity 10+ then you can also find out about her source of humiliation (see [QAMY06](#) below).

[QAMY06] Find Amy's Source of Humiliation

Full description = (6) Find out Amy's source of constant humiliation – speak with her in the sports Center on Tuesday morning.

Once you have popularity 10+, go to the sports Center on Tuesday morning and talk to Amy. She'll tell you she was expelled because she did a porn shoot. You will then need to find the magazine she posed for. See [QAMY07](#) for the next action.

Note: this quest action can be completed at the same time as [QAMY05](#), finding Amy's source of pain.

[QAMY07] Track down the Magazine

Full description = (6) Find out Amy's source of constant humiliation – track down the magazine she posed topless for.

Once you have \$1000, use the Web Search option on your office computer to search for her porn. The next day, check your email (also on your office computer) and you'll be able to buy the magazine. It will arrive 5 working days (i.e. a full week) later.

After looking through the magazine, you will say that you need to spy on Amy again. See [QAMY08](#).

[QAMY08] Spy on her Room again (Olympics)

Full description = (6) Find out Amy's source of constant humiliation – spy on her room again another night.

In the evening, spy on Amy's room. You will see her being upset about missing the Olympics. You will realize that her humiliation comes from being kicked off the Olympic squad.

[QAMY09] Punish Amy in Class without her Skirt

Full description = (7) Punish Amy in Class without her skirt to see how she reacts.

Teach classes until Amy is late for class. Decide to punish her now. The other girls will tie her up and tickle her. You will learn she is turned on by being tied up.

Fun note: after this classroom punishment, Amy's class event will change. Instead of being interrupted by Amy being late, you will find Amy has arrived early to class but has forgotten her tie.

[QAMY10] Find Amy's Source of Pleasure

Full description = (8) Find out Amy's source of regular pleasure – patrol the halls and find out what Amy gets up to between lessons.

You will need to punish Amy in class without her skirt first. See [QAMY09](#), above.

Do a patrol during the week. You will see Amy making out with Tia in the stationary cupboard. You will automatically choose to give Amy a punishment after school.

Note: after you have completed the four actions (spanking Amy in class without a skirt, and finding her sources of Pain, Pleasure and Humiliation), then you will need to give her another private punishment (see [QAMY11](#)).

If you complete all the other requirements before you spy on Amy and Tia, then you can use the punishment you give her here to automatically complete [QAMY11](#) as well.

[QAMY11] Catch Amy Misbehaving

Full description = (9) Catch Amy misbehaving and sentence her to a private punishment.

If you have not already done so, buy the paddle from Online Shopping | Sex Toys option on your office computer. It will cost \$500. The paddle will arrive the following weekday.

Note: the paddle is also required as part of Sally's Staff Quest (see [QSAL01](#)) and Rachel's Student Quest (see [QRAC105](#)), so you may have already bought this.

Teach classes or do patrols until you see Amy misbehaving, and sentence her to a private punishment.

Note: you will automatically sentence Amy to an after-school punishment when you see her making out with Tia in the cupboard (QAMY10). If you have finished all the other requirements, you can complete this action then.

During the punishment, you will need to raise Amy to level 3. You may have already done this. In this case, you can simply choose to "end punishment" although it is still worth giving a severe punishment to earn as much money as possible.

If Amy is still at Level 2, you should remove her clothing & skirt. Position her bent over the desk and give her a ruler spanking and paddle spanking. Position her over the knee and do a hand spanking. Put her in the diaper position and use the riding crop on her inner thigh. You will get a message saying you have maxed out her pain, humiliation and pleasure and raised her to the next level (level 3).

At the end of the punishment, you will see her trying to touch herself, and you will tie her hands behind her back. Afterwards, choose to "help her out". You will demonstrate "edging orgasms" on her by fingering and licking her to multiple orgasms.

[QAMY12] Spy on Amy's room again (Tia)

Full description = (10) Spy on Amy's room again.

In the evening, spy on Amy's room again. You will see Amy teaching Tia how to give her multiple orgasms. You will tell yourself that you will need to take even more drastic measures.

The ability to purchase the Chastity Panties will be unlocked.

[QAMY13] Purchase chastity panties

Full description = (11) Purchase chastity panties online.

Once you have \$600, buy the Chastity Panties from the Online Shopping | Clothing option on your office computer. It will arrive the following weekday.

If you have not completed the "A Man's Work" quest (QM3), then when the panties arrive, you tell yourself that you should convince the school board to allow you to punish the girls yourself before you try to make Amy wear them. See [QAMY15](#).

If you have completed the "A Man's Work" quest, then you will tell yourself that you should patrol the halls again and try to catch her misbehaving. See [QAMY16](#).

[QAMY14] Purchase a cane

Full description = (12) Purchase a cane (optional).

Once you have \$500, buy the cane from the Online Shopping | Sex Toys option on your office computer. The cane will arrive the following weekday.

Note: you do not have to do this step, but it will make it easier to raise Amy's punishment level when spanking her.

[QAMY15] Convince the School Board

Full description = (13) Convince the school board to allow you to punish the girls yourself.

You will need to start Chapter 2 of the game, by fully completing the Main Quest "A Man's Work" (QM3) to that you can punish the girls yourself. Once you have purchased the chastity panties and have started Chapter 2, you will get a new action, "Patrol the halls". (See [QAMY16](#).)



[QLUC] Lucy: Maid for Pleasure

Description

Lucy has asked if you have any part time work she can do. Being the benevolent man that you are, you have allowed her to work as your maid. She will come to your house every Saturday morning. How will she continue to grow under your supervision?

Unlocking this Quest

You will unlock this quest by doing paperwork in the office. Once you have unlocked The Student President ([PAP01](#)), then the next time you do paperwork Lucy will speak to you. If you have popularity 5+, you can employ Lucy as your maid.

Note #1 If you do not have popularity 5+, then this event will remain locked, The next time you do paperwork you will get Maxine's Demand ([PAP02](#)) instead. Once you have seen then the next time you do paperwork you will get Lucy's Request again. You will continue to get Lucy's Request whenever you do paperwork in Chapter 1 until you have popularity 5+ and can employ Lucy as your maid.

Note #2: Note: if you started Chapter 2 without completing this event, you may also need to complete Alice Needs Tutoring ([PAP04](#)) and Alice Offers a Deal ([PAP05](#)) before you can see this event.

Note: Supervising Lucy

Once you have employed Lucy as your maid, she will visit your apartment every Saturday morning. During her first visit, you will stay and watch her work. But when she visits you again, you will be asked if you want to stay and supervise Lucy, or leave her to clean while you do some paperwork.

If you leave her, then she will charge you \$30 and Saturday morning will end. You will only be able to complete the actions in this student quest if you choose to stay and supervise her.

The option to leave her is designed for players who have completed Lucy's quest and do not want to repeat any of her scenes. It can also be useful if you are unable to progress with the next action (for example, if you do not have enough money or have not purchased the required clothing).

[QLUC01] Purchase a Suitable Uniform

Full description = (1) A maid should wear proper attire. Purchase a suitable uniform from the online store and ask Lucy to wear it when working for you.

Once you have \$400, buy the maid outfit from the Online Shopping | Clothing option on your office computer. It will arrive the following weekday.

The following Saturday, get Lucy to wear the maid outfit and pay her the extra \$20. If you take a peek when she's changing, choose "better not push my luck".

Note: if you choose "keep watching", then Lucy will see you spying on her and will run off. She will return the following Saturday. (If you speak on her on Friday afternoon in the Classroom hall, you will apologize to her, but you do not need to do this for her to return the following Saturday.)

Lucy will spend the morning cleaning while you rest.

[QLUC02] Have Lucy Draw you a Bath

Full description = (2) Have Lucy draw you a bath. You will have to deal with the possibility that Lucy might see you naked.

The following Saturday, Lucy will automatically change into her maid's outfit and you will decide to take a bath. You will have the opportunity to expose yourself to Lucy. To do this, choose to get in the bath, and then demand to know where she's been.

Note: This quest action will be completed regardless of what option(s) you choose. However, to unlock the patrol event Lucy Tells All ([PAT12](#)), you will need to expose yourself to Lucy.

[QLUC03] Have Lucy Dust the Living Room

Full description = (3) Have Lucy dust the living room. If she fails to meet your exacting standards, you will need to decide how to deal with the situation.

The following Saturday, Lucy will automatically change into her maid's outfit and she will dust the living room. She will accidentally break a vase while dusting. You can tell the truth that it was just a cheap vase. But if you lie and say it was expensive, then you get the opportunity to spank Lucy.

At the end of the morning, you will pay her \$50. If you spanked her, you will also give her a tip. You can choose to give her \$10, \$50 or \$100.

If you previously exposed yourself to her during the Lucy runs you a bath event (HOM02) and you spank her now, make sure you give her at least a \$50 tip, or else she will refuse to come the following Saturday. If this happens, see QLUC04. Otherwise, see QLUC05.

[QLUC04] Track Lucy Down and Apologize

Full description = (4) You need to track Lucy down and apologize if you want her to continue. Otherwise you'll be doing your own cleaning.

This action only appears if you exposed yourself to her when taking a bath (QLUC02) and you then gave her a small (\$10) tip if you spanked her for breaking your vase (QLUC03).

Speak to Lucy in the school classroom hall on Friday afternoon. You will need to agree to pay her \$500 so that she will change her mind and agree to continue working for you.

[QLUC05] Purchase the Apron and Have Lucy Make you Coffee

Full description = (4) Purchase the apron from the online store, and have Lucy make you coffee. If it doesn't taste good, you will need to decide how to deal with the situation.

Once you have \$200, buy the apron from the Online Shopping | Clothing option on your office computer. It will arrive the following weekday.

The following Saturday, Lucy will automatically change into her maid outfit and will serve you breakfast. Say that the coffee is terrible. Lucy will then try the coffee and spit it out over her maid's dress. Tell her to wear the apron instead and agree to pay her the extra money that she asks for. At the end of the morning, you will pay her \$150.

Note: if you say the coffee is great, then you will pay her \$50, and this event will repeat the following Saturday.

If you refuse to pay Lucy for wearing the apron, then at the end of the morning, you will pay her \$30, and this event will repeat the following Saturday.

[QLUC06] Have Lucy Serve you Tea in your Garden

Full description = (5) You liked watching Lucy in the apron. Have her serve you tea in your garden in that uniform. Wait and see what happens next.

The following Saturday, Lucy will automatically wear the apron again. She will serve you tea in the garden, and you will find out she is allergic to bees when a bee lands on her. If you lie and say that the bee is still on her, you will get the opportunity to feel her breasts. However, this is not required to complete this quest action. At the end of the morning, you will pay her \$150.

If you have already opened the lake, see [QLUC08](#) and [QLUC09](#) for the next actions. If you have not opened the lake, see [QLUC07](#) and [QLUC09](#).

Please note that you can continue with the rest of Lucy's quest without opening the lake ([QLUC08](#)) or visiting the lake ([QLUC09](#)).

[QLUC07] Open the Lake

Full description = (6) Lucy's allergy gave you a perfect excuse to have her expose her breasts. Open the lake at the next school board meeting and look for a Sunday morning opportunity to use this new knowledge.

Note: this action is unlocked at the same time as [QLUC09](#). However, you can complete [QLUC09](#) (and subsequent actions) without completing this action.

On Friday morning, at the School Board, choose to "Open the Lake" (see under Other Rules).

Note: you should ensure Discipline is 20+ before you do this, or grades will decrease by -2 every day the Lake is open. (See [REFG01](#) for details.)

[QLUC08] Visit the Lake

Full description = (6) Lucy's allergy gave you a perfect excuse to have her expose her breasts. Visit the lake on Sunday morning and look for a suitable opportunity to use this new knowledge.

Note: this action is unlocked at the same time as [QLUC09](#). However, you can complete [QLUC09](#) (and subsequent actions) without completing this action.

On Sunday morning, go to the lake. You will see Lucy helping Emily to change into her bikini. You will play a trick on Lucy by making her think that there is a bee nearby. That will cause Lucy to run away, leaving Emily naked.

Ruth then accuses Emily of being a stalker, and you then convince Emily to become a reluctant nudist to avoid being punished for streaking.

Ruth then suggests that you should designate a particular area of the beach where nudism is permitted.

[QLUC09] Peek in on Lucy Changing

Full description = (7) See if Lucy would be willing to go topless again. You may also want to peek in on her changing.

Note: you can complete this action before you have opened the lake (QLUC07) or visited the lake (QLUC08).

The following Saturday, Lucy will offer to clean your house topless, but wants you to pay her \$200. Agree to this and tell her to wear the topless apron. You will then have the option to "take a peek" and then watch her get changed, but this will cost you an extra \$50 if you want to see it.

However, you don't actually have to peek on Lucy; you can continue her quest even if you don't peek on her.

[QLUC10] Punish the Girls Yourself

Full description = (8) You don't think you will be able to escalate your activities with Lucy until you can punish the girls yourself.

You will need to start Chapter 2 of the game, by fully completing the Main Quest "A Man's Work" (QM3) so that you can punish the girls yourself.

Note: before you start Chapter 2, Lucy will continue to come to your apartment every Saturday. You can choose to stay and supervise Lucy, or leave her to clean while you do some paperwork.

If you stay and supervise Lucy, you will be able to choose what Lucy wears. If she wears her own clothes or school uniform, it will cost you \$30. If she wears the maid outfit, she will charge \$50, and if she wears the apron she will charge \$150. If you ask her to wear the topless apron, it will cost \$200, or \$250 if you want to watch her get changed again.

[QLUC11] Wait Until Lucy Does Something Wrong Again

Full description = (8) Now that you can punish the girls yourself, wait until Lucy does something wrong again and decide what you want to do.

If you have not already done so, you need to teach paperwork in your office until you see Maxine's Demand (PAP02), where Maxine demands that you stop the use of corporal punishment.

Once you have seen Maxine's Demand (PAP02) and seen Lucy wearing the topless apron (QLUC09), you will receive a letter from the headmistress of your last school, and a trophy from the Psychology Association.

Note: you can receive the trophy during Chapter 1. However, you will not be able to complete this event until you have completed QLUC10 and started Chapter 2.

The following Saturday, Lucy will offer to wear the maid dress but with the top open so you can still see her breasts. Tell her to wear the topless maid dress. You will pay her \$200.

You then discover that she broke your psychology trophy. You need to decide if you want to assert your dominance over her (and punish her), or forgive her and show her kindness. This is a significant decision that will affect the future options you can choose with Lucy.

- If you show kindness and forgive her, Lucy will offer to let you watch her in the shower and then you will lick her pussy. She then offers to go naked when cleaning next week and will kiss you. See QLUC12 for the next action.
- If you assert your dominance, you will punish her by using the three aspects of your disciplinary method: you will force her to shower in front of her, spank her and then lick her pussy. You then tell her that she will have to clean naked from now on.

You then explain why you punished her. You can say that you care about her, or that you care about the quality of her work. If you say you care about her, she will kiss you before she leaves. See QLUC13 for the next action.

[QLUC12] See What Other Services Lucy Might Offer (Kindness Route)

Full description = (9) See what other services Lucy might be willing to offer after cleaning.

The following Saturday, ask Lucy to go naked. This will cost you \$250. Lucy will tell you that it is quite exciting letting you see her naked.

At the end of the morning, Lucy will ask if there are any extra services she can provide. The extra services you can receive (and the cost) are:

Service	Cost	Notes
Spank her	\$100	
Dance	\$100	This option is only available if you hired Trixie as the dance teacher. See QCHA06 or QCHA08 for details.
Kiss	Free	

You do not need to actually choose any of Lucy's extra services to continue with her quest. See [QLUC14](#) for the next action.

[QLUC13] See What Other Services Lucy Might Offer (Dominant Route)

Full description = (9) See what other services Lucy might be willing to offer after cleaning. You will need to say her work was acceptable.

The following Saturday, tell Lucy to go naked. This will cost you \$250. Lucy will then clean your house. Lucy will try to cover herself once she is naked.

Once Lucy has finished cleaning, then you get to decide if Lucy's work has been acceptable or not. If you say it was not acceptable, then you will spank her and finger her to orgasm. However, you will not be able to continue with Lucy's quest. Instead, you will see this same scene the following weekend.

You should therefore tell Lucy that her work was acceptable. You will then you will tell her that there are some extra services she can provide for a little extra cash. The extra services you can receive (and the cost) are:

Service	Cost	Notes
Spank her	\$100	
Dance	\$100	This option is only available if you hired Trixie as the dance teacher. See QCHA06 or QCHA08 for details.
Kiss	Free	You can only ask for a kiss if you said you cared about Lucy after she broke your trophy (QLUC11). If you said you cared about the quality of her work you cannot ask for a kiss.

You do not need to actually choose any of Lucy's extra services to continue with her quest. See [QLUC14](#) for the next action.

[QLUC14] Enlist Nurse Kate to help

Full description = (10) As enjoyable as Lucy's services are, you think she might be prepared to offer more, if she were more knowledgeable. Enlist Nurse Kate to help.

Complete Rachel's "Boner Rule" scene where she masturbates you (QRAC118), and assign Amy a role as your trainee (QAMY19). The next weekday morning, Nurse Kate will visit you. She tells you that one of the girls recently asked for birth control pills. She says she wants to arrange a talk with the girls about sex. The next time you teach a lesson, Nurse Kate will let the girls ask her questions about sex.

Note: depending on your progress with other quests in the game, you may see other morning visitors, or other classroom scenes, before Nurse Kate visits you or you see her sex ed lesson.

[QLUC15] See if Lucy will Offer More

Full description = (10) As enjoyable as Lucy's services are, see if she might be ready to offer more.

The following Saturday, tell Lucy to go naked again. This will cost you \$250. Lucy will then clean your house.

If you chose the dominant route when Lucy broke your trophy (QLUC11), then you should say that her work was acceptable again. You then get to decide whether to end her probation. If you decide to end the probation, Lucy says she doesn't mind you being strict with her. You then have to decide again whether to end her probation or not.

If you end her probation, you will switch to a kind relationship. This is similar to forgiving Lucy after she broke the trophy (QLUC11). If you keep Lucy on probation, you will continue with a dominant relationship.

If you choose to forgive Lucy after she broke the trophy (QLUC11), then you will not be given this choice. Instead, you will automatically be placed on the kind relationship path.

In both the dominant and kind paths, Lucy then offers to take care of your erection. You realize that Lucy may have developed some feeling towards you.

You have to choose whether you pursue a romantic relationship with her, or whether you keep things dispassionate and pursue a more transactional relationship where you pay her for her sexual services.

The table below shows the options available to you:

Choice made after Lucy broke the trophy	Choices made during this event	
Assert Dominance	End Probation	Can choose either: <ul style="list-style-type: none"> • a kind, romantic relationship or • a kind, transactional relationship
Assert Dominance	Keep on Probation	Can choose either: <ul style="list-style-type: none"> • a dominant romantic relationship or • a dominant transactional relationship.
Show Kindness	-	Can choose either: <ul style="list-style-type: none"> • a kind, romantic relationship or • a kind, transactional relationship

Lucy will then give you a handjob. If you have chosen a transactional relationship, you will pay her an extra \$200 (in addition to the \$250 for cleaning your house naked). If you have chosen a romantic path, then you can choose to give her a gift of \$200 at the end, but you do not have to.

[QLUC16] End of Lucy's Storyline

Full description = You have reached the end of Lucy's story line for this update.

Once you have received a handjob from Lucy, you have reached the end of her storyline for this update.

REPLAY MENU: EVENT GUIDE (CHAPTER 1)



Replay Menu: Table of Contents.....	80
Using the Replay Menu.....	86
List of All Events by Chapter.....	87
The Introduction.....	94
Staff Quests (Replay Menu) [STA].....	97
Student Quests (Replay Menu): Debbie [STD].....	104
Student Quests (Replay Menu): Rachel [STR].....	106
Student Quests (Replay Menu): Amy [STY].....	109
Student Quests (Replay Menu): Cassandra [STC].....	111
Student Quests (Replay Menu): The Twins [STW].....	113
Punishments [PUN].....	115
Class Events [CLA].....	117
Patrol Events [PAT].....	122
Weekend Patrol Events [WEP].....	127
Sports Coaching [SPT].....	131
Spying [SPY].....	133
Paperwork [PAP].....	138
At the Lake [LAK].....	140
At Home [HOM].....	142
Around the School [SCH].....	145
On TV [OTV].....	147
Others [OTH].....	149
Endings [END].....	155
Extra Events Not in the Replay Menu [XTRA].....	156

Replay Menu: Table of Contents

Using the Replay Menu

Replay Feature.....	86
Replay Menu.....	86

List of All Events by Chapter

List of All Events by Chapter.....	87
------------------------------------	----

The Introduction

Introduction Events.....	94
Sarah on Stage.....	94
The School Tour and Job interview.....	94
The Water Balloon.....	94
Sally in the Men’s Room.....	95
Debbie gets Spanked.....	95
Spying on the Girls.....	95
The Dream.....	96

Staff Quests (Replay Menu) [STA]

[STA01] Miss Chang’s Formula.....	97
[STA02] The Interview.....	97
[STA03] Little Sally Still Wants to Fight.....	97
[STA04] Miss Chang’s Expensive Request.....	98
[STA05] Trixie’s Second Chance.....	98
[STA06] Trixie’s Special Relaxation Techniques.....	98
[STA07] Spanking the English Teacher.....	99
[STA08] Punished by the Books.....	99
[STA09] Claire Teaches Faye a Lesson.....	99
[STA10] Claire Gets a Proper Punishment.....	99
[STA11] Claire Gives her First Spanking.....	100
[STA12] The Wrong Way to Give a Punishment.....	100
[STA16] Stealing Priti’s Password.....	100
[STA17] Priti’s Pictures: The Direct Approach.....	101
[STA18] Priti’s Photoshoot.....	101
[STA19] Hey Mr, Wanna Buy Some Candy.....	102
[STA20] The Old Headmaster’s Safe.....	102
[STA21] Ruth’s Capitulation.....	103

Student Questions (Replay Menu): Debbie [STD]

[STD01] Maxine's Protest (Part 1).....	104
[STD02] Maxine's Protest (Part 2).....	104
[STD03] Debbie Gets Fingered.....	104
[STD04] Debbie's Pledge of Loyalty.....	104

Student Questions (Replay Menu): Rachel [STR]

[STR01] Sleeping in Reception (Part 1).....	106
[STR02] Special Homework Assignment.....	106
[STR03] Sally and Rachel Get Changed.....	106
[STR04] Rachel's Weakness Revealed.....	107
[STR05] Confidence Building Exercise.....	107
[STR06] Rachel Gets Frustrated.....	108
[STR07] Sleeping in Reception (Part 2).....	108

Student Questions (Replay Menu): Amy [STY]

[STY01] Amy and Maxine.....	109
[STY02] Amy and the Riding Crop.....	109
[STY03] Amy in the Stationary Cupboard.....	109
[STY04] Future Female Sports Stars.....	110
[STY05] Amy's Multiple Orgasms.....	110
[STY06] Amy Teaches Tia a New Trick.....	110

Student Questions (Replay Menu): Cassandra [STC]

[STC01] Cassandra's Shocking Realization.....	111
[STC02] Debbie's New Posters.....	111
[STC03] Cassandra the Bully.....	112
[STC04] Cassandra the Fibber.....	112
[STC05] Cassandra the Attention Seeker.....	112

Student Questions (Replay Menu): The Twins [STW]

[STW01] The Twin Swap (Part 1).....	113
[STW02] The Twin Swap (Part 2).....	113
[STW03] The Twin Swap (Part 3).....	114
[STW04] The Twin Swap (Part 4).....	114
[STW05] The Twin Swap (Part 5).....	114

Punishments [PUN]

[PUN01] Amy.....	115
[PUN02] Cassandra.....	115
[PUN03] Debbie.....	115
[PUN04] Rachel.....	116

Class Events [CLA]

Class Events: Bonus Discipline Points.....	117
[CLA01] The First Public Spanking.....	117
[CLA02] The Twins Practical Joke.....	117
[CLA03] Emily's Lost Skirt (Part 1).....	117
[CLA04] Emily's Lost Skirt (Part 2).....	118
[CLA05] Amy is Late for Class.....	118
[CLA06a] Rachel Falls Asleep (Chapter 1 version).....	119
[CLA07] Debbie the Bully.....	119
[CLA08] Debbie's Inner Turmoil.....	120
[CLA09a] Cassandra on her Phone (Chapter 1 version).....	120
[CLA10] Amy Gets Tickled.....	121
[CLA11] How to Discipline a Young Woman.....	121

Patrol Events [PAT]

[PAT01] Crying Girl.....	122
[PAT03] Group Project.....	122
[PAT05] Windy Day.....	122
[PAT07] Lucy Gets a Wedgie.....	123
[PAT08] Amy Racing Through the Halls.....	123
[PAT09] Debbie Shows Maxine Who's Boss.....	123
[PAT10] Trixie's Dirty Stories.....	123
[PAT11] Anna the Inspiration.....	123
[PAT12] Lucy Tells All.....	123
[PAT18] Lost Contact Lens.....	124
[PAT19] Flexible Girls.....	124
[PAT20] Careless Flashing.....	125

Weekend Patrol Events [WEP]

Weekend Patrols: Bonus Discipline Points.....	127
[WEP01] Inappropriate Clothing.....	127
[WEP03] Debbie and Cass Playing Music.....	127
[WEP04] Debbie and Cass Playing Music 2.....	128
[WEP05] The Man With the Golden Water Pistol (Part 1).....	128
[WEP06] The Man With the Golden Water Pistol (Part 2).....	128
[WEP07] Twins Practicing Football.....	129

[WEP08a] Liz and Faye on the Roof (Chapter 1 version).....	130
[WEP09] Nina Meets Faye.....	130

Sports Coaching [SPT]

[SPT01] Charlotte and April Fighting.....	131
[SPT02] The Girls take a Break.....	131
[SPT03] The First Match.....	131
[SPT04] The Second Match.....	131

Spying [SPY]

[SPY00a] Liz's Gossip Topics (Chapter 1).....	133
[SPY01] Rachel in the Shower.....	134
[SPY02] Busy Shower Room.....	134
[SPY03] Cassandra's Red Butt.....	134
[SPY04] Rachel and the Ointment.....	134
[SPY05] Emily and Harriet Compare Boobs.....	134
[SPY06] Maxine Gets a Whipping.....	134
[SPY08] The Chubby Student.....	135
[SPY09] A Delightful Assortment 1.....	135
[SPY10] A Delightful Assortment 2.....	136
[SPY11] Ada the Prude.....	137

Paperwork [PAP]

[PAP00a] Paperwork Options.....	138
[PAP01] The Student President.....	138
[PAP02] Maxine's Demand.....	138
[PAP03] Lucy's Request.....	138

At the Lake [LAK]

[LAK00] Opening the Lake.....	140
[LAK01] The New Volley Ball Uniform.....	140
[LAK02] Donna and the Beast.....	140
[LAK03] Emily the Nudist.....	140
[LAK04] Amy Goes for a Swim.....	141

At Home [HOM]

[HOM00] Supervising Lucy.....	142
[HOM01] Lucy the Maid.....	142
[HOM02] Lucy Runs You a Bath.....	142
[HOM03] Lucy and the Broken Vase.....	143

[HOM04] Lucy and the Apron.....	143
[HOM05] Lucy and the Bee.....	144
[HOM06] Topless Maid Service.....	144

Around the School [SCH]

[SCH10] Faye’s Embarrassing Situation.....	145
[SCH11] Amy and Her Abs.....	145
[SCH12] Liz and the Blue Underwear.....	145

On TV [OTV]

[OTV01] Movie Night.....	147
[OTV02] CLA Episode 1.....	147
[OTV03] CLA Episode 2.....	147
[OTV04] CLA Episode 3.....	147
[OTV05] CLA Episode 4.....	148
[OTV06] CLA Episode 5.....	148

Others [OTH]

[OTH01] Drama Night.....	149
[OTH03] The Second Dream.....	149
[OTH04] The Third Dream (Rosie and Sarah).....	149
[OTH05] Dungeons and Dragons Part 1.....	149
[OTH06] Dungeons and Dragons Part 2.....	150
[OTH07] Sally and the Towels.....	150
[OTH08] Sally’s Lost Keys.....	151
[OTH09] Sally Tests Your Skills.....	152
[OTH10] The First Group Medical.....	152
[OTH11] The First Dance Lesson.....	152
[OTH12] The First Board Meeting.....	153
[OTH13] Faye the Faker.....	153
[OTH14] First Date with Samantha.....	153
[OTH15] Meeting Lily.....	154

Endings [END]

[END01] The Student Revolt.....	155
[END02] Ruth Asks Some Questions.....	155

Extra Events Not in the Replay Menu [XTRA]

[XTRA01] Making Trixie the Dance Teacher.....	156
[XTRA02] Priti's Photoshoot: Ordering Her to Strip.....	156
[XTRA03] Priti as a Picture (Alternative Paths).....	157
[XTRA04] Selling Photos to Mycock.....	157
[XTRA05] Miss Potts Teaching Outside.....	158
[XTRA06] Debbie: Further Class Events.....	158
[XTRA07] Debbie & Cassandra Hallway Interactions.....	158
[XTRA08] Cassandra and Faye Patrol Scene.....	159



Using the Replay Menu

Replay Feature

The game includes a replay feature, which is accessed through the "replay menu" option in the top right. This shows all the main events in the game.

The replay menu allows you to see if there is any content that you have not seen yet, and it also allows you to replay all the events that you have unlocked. You can sort the replay menu by event or by character. This can help you find particular scenes, or help you identify events you haven't unlocked yet.

Note: This guide is presented in the same order as the "event" listing, not the "character" listing.

Replay Menu

The replay menu is accessed through the replay menu button on the main game screen. The red arrow shows the location of the button:



List of All Events by Chapter

The following table shows all the events that are currently in the replay menu. They listed in the same order as the replay menu. This will help you quickly find an event, even if you have not currently unlocked it.

Events in **blue** are those that you can unlock in Chapter 1, and events in **gray** are events you can only unlock in Chapter 2. Please note that in most cases, you do not have to unlock an event in Chapter 1: you can start Chapter 2 and still unlock most Chapter 1 events.

However, there are a few events which you cannot complete in Chapter 2, and if you wish to see them, you **MUST** complete them during in Chapter 1. These events are in **red**.

Introduction	
Sarah on Stage The School Tour & Job Interview The Water Balloon Sally in the Men's Room	Debbie Gets Spanked Spying on the Girls The Dream
Staff Quests	
Miss Chang	
STA01 Miss Chang's Formula STA02 The Interview	STA03 Little Sally Still Wants to Fight STA04 Miss Chang's Expensive Request
Trixie	
STA05 Trixie's Second Chance	STA06 Trixie's Special Relaxation Techniques
Miss Potts	
STA07 Spanking the English Teacher STA08 Punished by the Books STA09 Claire Teaches Faye a Lesson STA10 Claire Gets a Proper Punishment STA11 Claire Gives her First Spanking	STA12 The Wrong Way to Give a Punishment STA13 A Relaxing Evening STA14 Spanked and Fucked STA15 The Twins Revenge
Mr Wilson	
STA16 Stealing Priti's Password STA17 Priti's Pictures: The Direct Approach?	STA18 Priti's Photoshoot STA19 Hey Mr, Wanna Buy Some Candy?
Ruth	
STA20 The Old Headmaster's Safe	STA21 Ruth's Capitulation

Student Quests	
Debbie	
STD01 Maxine's Protest (Part 1)	STD05 Debbie Wants a Job
STD02 Maxine's Protest (Part 2)	STD06 Debbie's Big Orgasm
STD03 Debbie Gets Fingered	STD07 Debbie Gets a Penis
STD04 Debbie's Pledge of Loyalty	
Rachel	
STR01 Sleeping in Reception (Part 1)	STR15 A New Spanking Position
STR02 Special Homework Assignment	STR16 Rachel Gets a Promotion
STR03 Sally and Rachel Get Changed	STR17 Teacher's Favorite Student
STR04 Rachel's Weakness Revealed	STR18 Cats Don't Wear Clothes
STR05 Confidence Building Exercise	STR19 Rachel's Jealousy Strikes Again
STR06 Rachel Gets Frustrated	STR20 Rachel's Protector
STR07 Sleeping in Reception (Part 2)	STR21 Sharing is Caring
STR08 Making Rachel Jealous	STR22 Dildo Practice
STR09 A Test of Confidence	STR23 It Still Won't Fit
STR10 The Boner Rule	STR24 Dildo Punishment
STR11 Rachel Shows You her Homework Technique	STR25 Cuddle Time
STR12 Rachel's First Orgasm	STR26 Trouble in the Showers
STR13 The Lewd Content DLC	STR27 Her First Anal Dildo
STR14 Rachel's Difficult Morning	STR28 Sally's Painful Lesson
	STR29 Rachel's Revenge
	STR30 Rachel's Epiphany
Amy	
STY01 Amy and Maxine	STY07 Amy's and Faye's Accident
STY02 Amy and the Riding Crop	STY08 Amy Gets New Underwear
STY03 Amy in the Stationary Cupboard	STY09 Amy and Debbie in the Shower
STY04 Future Female Sports Stars	STY10 Amy's Offer Part 1
STY05 Amy's Multiple Orgasms	STY11 Amy's Offer Part 2
STY06 Amy Teaches Tia a New Trick	STY12 Amy's Offer Part 3
	STY13 Amy Gets Anal
Cassandra	
STC01 Cassandra's Shocking Realization	STC06 Cassandra's Public Paddling
STC02 Debbie's New Posters	STC07 The Group Hug
STC03 Cassandra the Bully	STC08 Debbie Recounts her Experiences
STC04 Cassandra the Fibber	STC09 The Practice Date
STC05 Cassandra the Attention Seeker	STC10 Debbie's Disappointment
	STC11 Blowjob Practice

Student Quests (Cont)	
Priti	
STP01 Priti Needs Her Fix	STP09 Priti's Disregard for the Rules
STP02 Priti's Terrible Crime	STP10 Giving Priti a Hand
STP03 Priti's Achilles Heel	STP11 Priti's Nude Performance
STP04 The Goddess of Beauty	STP12 Everyone Does it
STP05 Priti Won't Snitch	STP13 Priti Takes a Stand
STP06 Chocolate Velvet	STP14 The Food Fight
STP07 It was Itsy-Bitsy-Teeny-Weeny	STP15 Baking in the Buff
STP08 Priti's New Uniform	
Twins	
STW01 The Twin Swap (Part 1)	STW05 The Twin Swap (Part 5)
STW02 The Twin Swap (Part 2)	STW06 Louise Complains
STW03 The Twin Swap (Part 3)	STW07 Heels and a Handbag
STW04 The Twin Swap (Part 4)	STW08 The Twins Public Shaming
Harriet	
STH01 Harriet Meets her Source	STH03 Harriet's Punishment
STH02 Harriet's Contraband Discovered	Announcement
	STH04 Harriet's Body Inspection
Emily	
STE01 I am Not a Nudist	STE03 The Benefits of Nudism
STE02 Emily's Juicy Gossip	
Maxine	
STX01 The Logo	STX07 STX06The Headmaster's Reward
STX02 The Bikini	STX08 The Minimal Uniform Requirements
STX03 Bondage Gear	STX09 Kind, Thoughtful and Exhibitionistic
STX04 Simulated Nudity	
STX05 Naked, Waxed and Oiled	
STX06 Ada's Betrayal	
Punishments	
PUN01 Amy	PUN05 Priti
PUN02 Cassandra	PUN06 Faye
PUN03 Debbie	PUN07 Liz
PUN04 Rachel	PUN08 The Twins

Class Events	
CLA01	The First Public Spanking
CLA02	The Twins Practical Joke
CLA03	Emily Lost Her Skirt (Part 1)
CLA04	Emily Lost Her Skirt (Part 2)
CLA05	Amy is Late for Class
CLA06	Rachel Falls Asleep
CLA07	Debbie the Bully
CLA08	Debbie's Inner Turmoil
CLA09	Cassandra on her Phone
CLA10	Amy Gets Tickled
CLA11	How to Discipline a Young Woman
CLA12	Sex Ed from the Nurse
CLA13	Olivia's First Class
CLA14	Liz Flashes Her Pussy
CLA15	Liz's Distracting Thoughts
CLA16	Good Girl Priti
CLA17	Bad Girl Priti
CLA18	The Forgetful Faye
CLA19	Class Punishment – Part 1
CLA20	Class Punishment – Part 2

Patrol Events	
Crying Girl	
PAT01	Crying Girl
PAT02	Crying Girl 2
Group Project	
PAT03	Group Project
PAT04	Group Project 2
Windy Day	
PAT05	Windy Day
PAT06	Windy Day 2
Other Patrol Events	
PAT07	Lucy Gets a Wedgie
PAT08	Amy Racing Through the Halls
PAT09	Debbie Shows Maxine Who's Boss
PAT10	Trixie's Dirty Stories
PAT11	Anna the Inspiration
PAT12	Lucy Tells All
PAT13	Hot Girls
PAT14	Ice Lollies
PAT15	The Naked Mole Rat
PAT16	Charlotte Caught Smoking
PAT17	A Spanking or a Handjob?
PAT18	Lost Contact Lens
PAT19	Flexible Girls
PAT20	Careless Flashing

Weekend Patrol Events	
Inappropriate Clothing	
WEP01 Inappropriate Clothing	WEP02 Inappropriate Clothing 2
Playing Music	
WEP03 Debbie and Cass Playing Music	WEP04 Debbie and Cass Playing Music 2
The Man with the Golden Water Pistol	
WEP05 The Man With the Golden Water Pistol (Part 1)	WEP06 The Man With the Golden Water Pistol (Part 2)
Other Weekend Patrol Events	
WEP07 Twins Practicing Football WEP08 Liz and Faye on the Roof WEP09 Nina Meets Faye	WEP10 The Sprinklers WEP11 The Dangers of Unsafe Bathing

Sports Coaching	
Football	
SPT01 Charlotte and April Fighting	SPT08 Work those Glutes
SPT02 The Girls take a Break	SPT09 The Third Match
SPT03 The First Match	SPT10 The Fourth Match
SPT04 The Second Match	SPT11 Charlotte's Team Play Bottomless
SPT05 Cardio, Cardio, Cardio	SPT12 April's Team Play Bottomless
SPT06 Bouncing Girls	
SPT07 Doing the Splits	
Swimming	
SPT13 The First Swimming Lesson	SPT15 The Twins Poolside Punishment
SPT14 Swimming Lengths	
The Girls' Locker Room	
SPT16 The Locker Room Incident	SPT19 Singing in the Showers
SPT17 Lucy the Flasher	SPT20 Alice's Magnificent Breasts
SPT18 Emily's Naked Surprise	SPT21 A Pain in the Coccyx

Spying	
SPY01 Rachel in the Shower	SPY08 The Chubby Student
SPY02 Busy Shower Room	SPY09 A Delightful Assortment 1
SPY03 Cassandra's Red Butt	SPY10 A Delightful Assortment 2
SPY04 Rachel and the Ointment	SPY11 Ada the Prude
SPY05 Emily and Harriet Compare Boobs	SPY12 Athletes in the Shower
SPY06 Maxine Gets a Whipping	SPY13 Hot Night Spying 1
SPY07 Nina's Secret Crush	SPY14 Hot Night Spying 2
	SPY15 Hot Night Spying 1

Paperwork	
PAP01 The Student President	PAP05 Alice Offers a Deal
PAP02 Maxine's Demand	PAP06 The Great Underwear Shortage
PAP03 Lucy's Request	PAP07 Watching Porn
PAP04 Alice Needs Tutoring	

At the Lake	
LAK01 The New Volley Ball Uniform	LAK03 Emily the Nudist
LAK02 Donna and the Beast	LAK04 Amy Goes for a Swim

At Home	
HOM01 Lucy the Maid	HOM06 Topless Maid Service
HOM02 Lucy Runs You a Bath	HOM07 Lucy Needs a Shower
HOM03 Lucy and the Broken Vase	HOM08 Lucy's Extra Services
HOM04 Lucy and the Apron	HOM09 Lucy Lends a Hand
HOM05 Lucy and the Bee	

At the Office	
OFF01 Miss Swallows Desperation	OFF07 Ada the Secret Voyeur
OFF02 Olivia's Arrival	OFF08 Staff Training 1: Stripping & Spanking
OFF03 The New Dinner Lady	OFF09 Staff Training 2: The Ruler
OFF04 Samantha's Reaction	OFF10 Staff Training 3: Body Search
OFF05 Jasmine's Arrival	
OFF06 Watching Porn with Your Pet	

Around the School	
Body Search	
SCH01 Nina's Secret Possession	SCH06 Alice's Body Search
SCH02 The Twins Body Search	SCH07 Priti's Body Search
SCH03 Liz's Body Search	SCH08 Donna's Hallway Spanking
SCH04 Lucy's Body Search	SCH09 Ada's Body Search
SCH05 Emily's Body Search	
Cafeteria	
SCH14 A Duchess in the Kitchen	SCH18 Lunch Duty: Maxine & Emily
SCH15 Lunch Duty: Debbie & Nina	SCH19 Lunch Duty: Amy & Priti
SCH16 Lunch Duty: Cass & Alice	SCH20 Lunch Duty: Charlotte & April
SCH17 Lunch Duty: Lucy & Liz	
Other School Events	
SCH10 Faye's Embarrassing Situation	SCH12 Liz and the Blue Underwear
SCH11 Amy and Her Abs	SCH13 Amy in the Girls' Locker Room

On TV	
OTV01 Movie Night	OTV04 CLA Episode 3
OTV02 CLA Episode 1	OTV05 CLA Episode 4
OTV03 CLA Episode 2	OTV06 CLA Episode 5

Others	
Drama Night	
OTH01 Drama Night	OTH02 Drama Night part 2
Dreaming	
OTH03 The Second Dream	OTH04 The Third Dream (Rosie and Sarah)
Dungeons and Dragons	
OTH05 Dungeons and Dragons	OTH06 Dungeons and Dragons Part 2
Sally in the Dressing Room	
OTH07 Sally and the Towels	OTH09 Sally Tests Your Skills
OTH08 Sally's Lost Keys	
Others	
OTH10 The First Group Medical	OTH14 First Date with Samantha
OTH11 The First Dance Lesson	OTH15 Meeting Lily
OTH12 The First Board Meeting	OTH16 A New Chapter
OTH13 Faye the Faker	

Holiday Specials	
HOL01 The Halloween Special	HOL03 Debbie's Halloween
HOL02 The Christmas Special	

Endings	
END01 The Student Revolt	END02 Ruth Asks Some Questions

The Introduction

Introduction Events

There are 7 introduction events in the replay menu. These events will all happen if you select "play intro" when starting a new game. They will automatically unlock if you start a game from day 2.

Sarah on Stage

This section gives some background. It explains the new punishment method that (future) Headmaster has designed. At the end of his presentation, he meets Mr Mycock and is offered an interview for Headmaster of a new school that uses corporal punishment.

The School Tour and Job interview

You are introduced to Samantha, your PA. You are shown the school and introduced to some of the staff. Mr Mycock then offers you the job of Headmaster.

The Water Balloon

You start work as Headmaster. When you start, you should click on your desk drawers. You will then find a ruler that you can use later. Click on the "campus" button at the top right. This will take you to the school map screen. Click on the "classrooms" building. Samantha will give you a quick introduction.

You can click on the girls in the corridor and you will speak to them. Click on the classroom door and the end of the classroom and you will be asked if you want to teach your first class. Choose yes.

During the class you will be given some information about the various stats you have to manage: grades, discipline, popularity and horniness. You will then be asked how you wish to introduce yourself. If you choose to be strict, you will get some discipline points. If you choose to be relaxed, you will get a popularity point.

Afterwards, you will investigate the English classroom. You will find that Debbie, one of the students, has thrown a water balloon at Miss Potts, the English teacher. You agree to give Miss Potts some training to help manage her class. This unlocks your first staff quest.

Afterwards, you can click on the girls in the corridor and speak with them. If you speak with Alice (the girl beside the vending machine) then you will get +1 popularity.

Sally in the Men's Room

Click on the campus button to go back to the school map. Click on the sports center. You can click in the people in the corridor and speak to them. Click on the male changing room door and you will be asked if you want to change and coach a sports lesson. Say yes.

You will then see Sally, the sports teacher. You can choose to cough, or stay silent. If you cough, you will see Sally's bare breasts. During the lesson, you will be introduced to some more of the girls.

Debbie gets Spanked

After school, you speak with Mr Mykock in your office. He explains that you will receive additional payments for spanking the girls. You will then give Debbie her first punishment.

This punishment will help to explain the punishment system to you. Remove her clothing, then position her with hands above her head and do a body search. You will find out Debbie's weakness: that she has repressed lesbian tendencies.

Position her bent over the desk and do a hand spanking and then a ruler spanking. Position her over Miss Newman's knee and do a hand spanking. You will try to confiscate Debbie's non-regulation underwear, but Ruth Thomas will stop you. Massage her buttocks. You will then get a message saying that you have raised Debbie to level 2.

Spying on the Girls

After Debbie's punishment, it will be evening, and you will see the night version of the school map. Click on the classrooms, and then click on the Science classroom on the right hand side. You will speak to Miss Chang, who asks you to purchase some new equipment for her. You can choose to think about it, or to say that you agree with the old Headmaster. In both cases, Miss Chang promises to support you at the school board if you help her. You will unlock Miss Chang's staff quest.

Click on the dorms. You can speak to the twins (who you met during the soccer match) and the security guard, Maria Consuelo. Click on the door to the bedroom area. Maria will say that you are prohibited from entering the bedrooms. You then decide to sneak around the back.

You can choose whatever options you want. But to see the most content, click on the first window, where you will hear three girls gossiping about the day. Choose to move on. Choose the second window, where you will see Debbie

talking to her friend Cassandra. Choose to keep listening and Debbie will try to make out with Cassandra.

Spy on the third window. Try to open it. You will then see some of the girls in the shower. Choose to leave.

Note: if you did not pick up the ruler in your office earlier, you will not be able to spy on the shower, because your detection meter will fill up.

The Dream

You will then go to bed and have a dream about Sarah, who helped you during your demonstration at the start of the game.



Staff Quests (Replay Menu) [STA]

[STA01] Miss Chang's Formula

Once you have \$500, buy the "Upgrade science facilities" from the Upgrade Facilities option on your computer. In the evening, talk to Miss Chang in her classroom about the New Equipment. This will give you +1 Influence point.

Mr Mykock will visit you the following morning and give you a warning. During the day, visit Miss Chang's classroom. You will then see Miss Chang's clothes dissolving solution in action.

[STA02] The Interview

Once you have unlocked Miss Chang's Formula ([STA01](#)), visit Miss Chang in the evening again and ask her for "further help with the board". She will say she wants a lab technician. The following day, use your phone to call Sam into your office and talk about the New Technician. She will tell you that she needs 3 days.

On day 4, call Sam back into your office and ask about the Lab Technician. She'll say she's found 2 candidates, who you can interview.

Note: Sam needs 3 days, not 3 working days, so if you ask Sam on Thursday you can hold the interviews on Monday.

To unlock this event, you can select either candidate. But to unlock Trixie's Second Chance ([STA05](#)), you need refuse Trixie's offer of a blowjob so that you hire Anna instead. In the evening, speak to Miss Chang. She will thank you and you will get +1 Influence Point.

Alternative path: if you accept Trixie's offer of a blowjob, you will hire her as the lab technician. It also means you see a nice little cut scene of Trixie giving you a private dance. You will then need to make her the dance teacher instead. See [XTRA01](#), Making Trixie the Dance Teacher, for more details.

[STA03] Little Sally Still Wants to Fight

Open the Recycle bin on your computer and read the April 15 entry. That unlocks the Main Quest "If a Headmaster Falls in the Woods" ([QM2](#)).

Complete the "Order to the Chaos" Main Quest and have the Second Dream ([OTH03](#)). Next Friday at the next School Board propose the Corporal Punishment rule that "Corporal punishments may be carried out on students by any teacher regardless of gender".

Speak to Ruth in the Teachers' Lounge during the day and ask about "the old headmaster". Then speak to Miss Chang in the evening and ask about "the old headmaster's password". Miss Chang will say she wants you to play a trick on Miss Newman first.

If you have not already done so, have your initial conversation with Sally on Monday, Tuesday, Wednesday or Friday afternoon. See [OTH10Sally's Lost Keys \(OTH08\)](#) for details.

On Monday afternoon, go to changing room and click on Sally's bag. That evening, Miss Newman and Miss Chang will have a fight and this event will unlock.

[STA04] Miss Chang's Expensive Request

Complete the Old Headmaster's Safe ([STA20](#)). In the evening, speak to Miss Chang about "the notes in the old headmaster's safe".

To get the full scene, ask about the "anti-aging treatment". You will then automatically ask about BDSM as well. Tell her that you "wish I could" enjoy your blissful ignorance and she'll warn you about Mykock.

Miss Chang will then ask you to buy a 3D printer. You can agree ("I'm listening"), disagree ("I'm not interested") or tell her you'll want to fuck her.

[STA05] Trixie's Second Chance

Complete the Interview ([STA02](#)) and refuse Trixie's offer of a blowjob. You will then hire Anna. That night, Trixie will come to your apartment and this event will unlock.

To unlock several of the other events, you need to accept her offer of a blowjob and hire her as the dance teacher.

[STA06] Trixie's Special Relaxation Techniques

Hire Trixie as the dance teacher, either after her interview ([XTRA01](#)) or during Trixie's second chance ([STA05](#)). Visit her apartment any evening, and this event will then unlock.

Note: if you hire Trixie as the lab technician during the interview ([STA02](#)) but have not yet made her the dance teacher ([XTRA01](#)), then you cannot visit her apartment.

[STA07] Spanking the English Teacher

During the evening, visit Miss Potts' apartment. You can visit her any night (including weekends) except for Wednesdays. You will have an initial conversation where you agree to give her additional training.

You will then need to visit her another 6 times, and choose "continue training". The first 4 lessons will involve you discussing (in order) her need to show confidence; classroom dynamics; the need for consistency; and how she is making progress. The last 2 lessons will involve you giving her a verbal telling off.

After this, you will need to visit her classroom during the day, where you will see her managing to control Debbie. You will receive +1 Influence point. Following this, you will need to visit her in the evening again, where you will say she needs a practical lesson in being spanked. The next time you visit her, you will carry out the spanking.

[STA08] Punished by the Books

Complete Spanking the English Teacher ([STA07](#)). In the evening, visit Miss Potts' apartment again. You can do this any evening except Wednesday. Choose to continue her training. You will give Miss Potts another lesson, and this event will then unlock.

[STA09] Claire Teaches Faye a Lesson

Complete Punished by the Books ([STA08](#)) and pass the Very Strict Uniform Policy (which allows you to confiscate clothing).

Note: to unlock the Very Strict Uniform Policy you will need to raise Debbie to punishment level 4 and then touch her breasts. See [DEB04](#) and [DEB05](#) for details.

During the day, visit Miss Potts' classroom and this event will unlock. You will receive +1 influence point from her.

[STA10] Claire Gets a Proper Punishment

Complete Claire Teaches Fay a Lesson ([STA09](#)). In the evening, visit Miss Potts' apartment again. You can do this any evening except Wednesday. Choose to continue her training. You will give her a spanking, and she will then give you a blowjob. This event will then unlock.

[STA11] Claire Gives her First Spanking

Complete Claire Gets a Proper Punishment ([STA10](#)). During the day, visit Miss Potts' classroom. You will see her punish Mary (in the wrong way) and this event will unlock.

[STA12] The Wrong Way to Give a Punishment

Complete Claire Gives her First Spanking ([STA11](#)). In the evening, visit Miss Potts' apartment again. You can do this any evening except Wednesday. You will discuss her punishment of Mary, and you agree to punish her in your office the following evening.

The next evening, you will automatically get a scene where you punish Claire. The goal of the punishment is to max out her fear. However, if her fear score is greater than her submission score, then she will use her safe word and the scene will end. The event will unlock in the replay menu even if the scene ends early.

If Claire uses her safeword, you will automatically get the same scene the following day.

To complete the scene, insult her, lightly slap her face, inspect her uniform, and tear off her skirt and knickers. Inspect her bra and then tear off the rest of her clothes. Grope her breasts, slap her breasts and take her picture.

After that, change position and force her over your desk. Spank her and do a cavity search. Change position and force her to her knees. Pull your dick out, do a dick slap, make her kiss it and force it in her mouth. Twist her hair or slap her, and force it down further.

Finally, lift her onto your desk, legs in the air, and force her legs apart. You can finger her first or simply penetrate her to complete the punishment. You will then get +1 Influence

[STA16] Stealing Priti's Password

In the evening, visit Mr Wilson's apartment. He will tell you that he will only support you if you steal Priti's email password. Accept his offer. This will unlock the "Priti as a Picture" staff quest ([QSF03](#)).

If you haven't already done so, upgrade the Science Facilities (see [STA01](#)). The following evening, visit Miss Chang in her classroom and ask about "stealing passwords" and then about "the keylogger program".

The following school day, use your office phone to call Priti to your office. You will then steal her password and social media pictures. Visit Mr Wilson in the evening and give him the password. This will give you +1 Influence Point.

Fun note: you can then view Priti's social media pictures using the Photo Album app on your computer.

[STA17] Priti's Pictures: The Direct Approach

After you have completed the Stealing Priti's Password event ([STA16](#)), visit Mr Wilson in the evening to hand over the password. Visit him again the following evening and ask for "more help with the board". Agree when he says he wants nude pictures of Priti.

The following morning, Priti will talk to you about her ideas for the school website. During this conversation, you will think about two ways you could get the photos: accuse her of a crime, or get her to model swimming costumes.

Once you have \$1000, buy the Digital Camera from the Online Shopping | Electronics option on your office computer. The camera will arrive the following weekday. You can then use your phone to summon Priti to your office.

Note: You might already have the camera if you have raised Debbie to Level 4. See [DEB04](#) for details.

You should then choose to "trick her". See [STA18](#) (Priti's Photoshoot) for details.

(The "order to strip" option will give you less influence points and will result in you losing grade, discipline and popularity points. See [XTRA02](#) for details. It will also prevent you from choosing certain options during Priti's student quest later in the game. See [STP03](#) for details.)

[STA18] Priti's Photoshoot

When completing Priti's Pictures: The Direct Approach ([STA17](#)), you will need to select the "trick her" option. You'll take some basic photos of her, and will unlock the ability to purchase the "school swimwear samples".

Once you have \$1200, buy the School Swimwear Samples from the Online Shopping | Electronics option on your office computer. It will arrive the following weekday. You can then use your phone to summon Priti again and complete the photoshoot. (You can then view the pictures using the Photo Album app on your computer.)

Following the Photoshoot, Mr Mykock will visit you and offer to pay you for the photos you take. See [XTRA04](#) for more details.

Fun note #1: you can then view the photos you took during both the school uniform photoshoot (STA17) and the swimwear photoshoot (STA18) using the Photo Album app on your computer.

Fun note #2: if you speak to Priti in the classroom hall on Tuesday morning and do an underwear inspection, you will see that she's a lot less reluctant than she was before doing the photoshoot.

[STA19] Hey Mr, Wanna Buy Some Candy

After you have hired Trixie (STA05 or XTRA01) and completed Priti's Photoshoot (STA18), visit Mr Wilson's apartment in the evening and refuse to hand over the photos. Wilson will tell you he wants an attractive prostitute and some Viagra.

Once you have \$200, attempt to buy the Viagra pills from the Online Shopping | Health option on your office computer. When you get the option, buy the cheap \$20 pills instead. Use the phone in your office to summon Trixie and then ask her about the prostitute. The following day, check your email. You'll need \$2000 to order the prostitute.

Once the pills have arrived and you've paid for the prostitute, see Mr Wilson in the evening and tell him about the prostitute. Remove the warning label from the pills before you hand them over.

At the end of the following day, you'll be told by Samantha that Mr Wilson didn't show up to his last class of the day. (If it's a weekend, you'll get a phone call from Miss Potts saying Mr Wilson didn't show up to a book club instead.) You'll then automatically go to Mr Wilson's apartment.

The event unlocks at this point and you can choose to play through however you want. The following evening, go back to Mr Wilson's apartment and talk about Candy. You will get +2 Influence points.

Note: There are a couple of alternative ways of completing this event, although you will not unlock all events in the Replay Menu. See XTRA03 for details.

[STA20] The Old Headmaster's Safe

If you have not already done so, at the Friday School Board, choose to open the Lake (see under Other Rules).

Note: you should ensure Discipline is 20+ before you do this, or grades will decrease by -2 every day the Lake is open.

Complete the third dream (OTH04) by speaking to Ruth about the old headmaster's journal. During a weekday morning, go to the lake and speak to Jimmy. Ask about "the old headmaster" and then "the old headmaster's body".

The following morning, Jimmy will take you to the spot where the headmaster died. You will find his wallet with the safe combination in it. Go to your office and click on the bookcase. You will then be able to unlock the safe and this event will unlock.

Fun note: if you tell yourself that you're a villain and you're OK with that, then you'll get the opportunity to humiliate Ruth by doing an underwear inspection on her later, during Ruth's Capitulation (STA21).

[STA21] Ruth's Capitulation

Complete the Old Headmaster's Safe (STA20), and then speak to Ruth in the Teachers' lounge about "the old headmaster's safe". You will have various options about how to speak to Ruth. If you told yourself that you were a villain in the earlier cut scene, you will blackmail her, and have the option to humiliate her further by doing an underwear inspection.

If you told yourself that you're not a villain, you can choose whether to simply give her the photos, or to blackmail her. However, even if you decide to blackmail her, you can't humiliate her further by doing an underwear inspection. Regardless of which option you choose, in the end Ruth will agree to your demands, although she will set out some conditions of her own.

Fun note: if you told yourself that you're a villain and you're OK with that during the Old Headmaster's safe (STA20), and then you decide to humiliate her, then you will be able to demand underwear inspections from her whenever you visit her in the teachers' lounge.

Note: Completing this quest is one of the actions you need to unlock the new girl Ada Campbell. See XTRA09 for details.

Student Quests (Replay Menu): Debbie [STD]

[STD01] Maxine's Protest (Part 1)

Unlock the Debbie Shows Maxine Who's boss event ([PAT09](#)). The next Sunday afternoon you will see Part 1 of Maxine's Protest. You can choose to break it up, or to walk away. Either will unlock this event, but if you break it up your popularity will decrease by 2 points.

Until you unlock Part 2 ([STD02](#)), Maxine will keep giving protests every Sunday afternoon. If you break it up, you will lose 2 popularity points, and if you walk away you will lose 2 discipline points.

Completing this event will also unlock the Student Quest "Taming a Prefect" ([QST1](#)).

[STD02] Maxine's Protest (Part 2)

Complete Maxine's Protest Part 1 ([STD01](#)). Complete Debbie's Pledge of Loyalty ([STD04](#)) and make Debbie a prefect. The next Sunday afternoon, Debbie will stop the protest.

[STD03] Debbie Gets Fingered

Raise Debbie to punishment level 5 ([DEB07](#)). During the punishment, position Debbie over Miss Newman's knee and rub her pussy. This will unlock the fingering option.

Position her with hands above her head and get Miss Newman to finger her to orgasm. This event will then unlock.

Note: Unlocking this event will allow you to complete [STD04](#) (Debbie's Pledge of Loyalty) and make Debbie a prefect.

[STD04] Debbie's Pledge of Loyalty

Raise Debbie to punishment level 5 ([DEB07](#)). Make sure that Miss Newman fingered her to orgasm during the punishment (see [STD03](#)). At the end of the punishment, you can choose to Assign Role to her. Debbie will give you a handjob and you will make her a prefect.

Note: if you did not make her a prefect during when you raised her to level 5, you can punish her again, and you will be given the opportunity to assign her a role again.

Fun note: once Debbie is a prefect, you will sometimes get a class event where Debbie is doing an underwear inspection of some of the other girls. The hallway interaction with her will also change. See [XTRA06](#) and [XTRA07](#) for more information.



Student Quests (Replay Menu): Rachel [STR]

[STR01] Sleeping in Reception (Part 1)

Complete Rachel and the Ointment ([SPY04](#)) by giving her a private punishment and then spying on her in the evening. The following morning, this event will automatically happen.

This event will unlock Rachel's Student Quest, "The Headmaster's Pet" ([QST02](#)).

Note: during this event, you will have the option to order her to your office after school. However, you will not be able to raise her to the next punishment level until you have purchased the aloe vera cream, and you have not had the opportunity to do so yet.

If you let her go, you will get +1 popularity. Alternatively, you can still get money or discipline points from giving her a private or public punishment.

[STR02] Special Homework Assignment

Raise Rachel to punishment level 2 ([RAC02](#)). At the end of the punishment, give her the special homework assignment. In the evening, spy on Rachel's room. You will tell yourself that Rachel looks rather adorable in her cat-ear headphones, and you then see her masturbating (poorly).

Note #1: before you can spy on Rachel, you will need to complete Rachel in the Shower ([SPY01](#)). However, you can complete the two events in the same evening. If you get a message saying it "doesn't look as if Rachel is here", then spy on the shower first. You will see the Rachel in the Shower scene. You can then spy on Rachel's room and watch her trying to do her "homework".

Note #2: once you have completed this event and Maxine's Demand ([PAP02](#)), then the following morning you tell yourself it might be nice to have a pet to keep you company. You ask Samantha, your secretary, if there is a pet shop in town, but she says there isn't. You wonder if there might be some other way to get a pet instead.

[STR03] Sally and Rachel Get Changed

Complete Rachel's Special Homework Assignment ([STR02](#)) and raise Rachel to punishment level 3 ([RAC03](#)).

At the end of the punishment, assign Rachel a role. You assign her a role of personal trainee. The following afternoon, there is a scene where Rachel reports

to you. You will receive a message saying that you have a new follower: Rachel, and that you can click on her icon to interact with her.

On Monday, Tuesday, Wednesday or Friday afternoon, go to the sports Center. You will get a scene where Rachel says she doesn't like changing with other girls, and you agree she can change with you. Go into the men's changing room and this scene will unlock. You will see Sally and Rachel getting changed together.

Note #1: you have to click on the sports Center and then on the men's changing room. If you click on the quick access button on the main map menu, this scene will not unlock.

Note #2: Once Rachel is your trainee, there are several small scenes where Rachel will interact with other staff and students. Most of these will happen if you click on her icon, but some will happen automatically, or if you click on people in the classroom halls or sports Center hall.

[STR04] Rachel's Weakness Revealed

Complete Sally and Rachel Get Changed ([STR03](#)) and the Second Match event ([SPT04](#)). See [RAC04](#) for more details about the sports events.

Note: it does not matter if you say you prefer big boobs, small boobs or that you like them both equally. However, if you say that you liked big boobs, some of the dialog in this event will change.

If you have not already done so, pass the Public Punishments "punishment outfit" rule at the Friday school board. You will need Discipline 25+ and Influence 4+ to do so.

Teach classes until you see Rachel falling asleep again. Order her to your office after school and give her a public (not private) punishment. Say that you like her boobs. You will then admire her body and this event will then unlock.

Completing this event will also unlock the ability to purchase the "cat ears".

[STR05] Confidence Building Exercise

Complete the "Rachel's Weakness Revealed" event ([STR04](#)). Once you have \$50, buy the Cat Ears from the Online Shopping | Clothing option on your office computer. It will arrive the following weekday.

Raise Rachel to punishment level 4 ([RAC06](#)). At the end of the punishment, carry out the Special Confidence Building Technique. She will act like a cat and you will pet her. You will also tell her to do her "homework" that evening.

Fun note: after you have completed this action, then you can pet Rachel in your office, or let her take a cat nap.

[STR06] Rachel Gets Frustrated

Complete Rachel's Confidence Building Exercise ([STR05](#)). In the evening, spy on Rachel's room. You will see her trying to masturbate again.

[STR07] Sleeping in Reception (Part 2)

Complete the Rachel Gets Frustrated event ([STR06](#)). The following morning, you will get a scene with Rachel sleeping in reception again and this event will automatically unlock.

You can unlock the "strip to underwear" corporal punishment rule during this event. Choose to teach her a lesson and then open her shirt. See [RAC07](#) for details of unlocking the rule. However, you will not be able to pass this rule until you start Chapter 2 of the game. See [A New Chapter \(OTH16\)](#) for details of starting Chapter 2.



Student Quests (Replay Menu): Amy [STY]

[STY01] Amy and Maxine

Teach classes or do patrols until you can give Amy her first punishment ([PUN01](#)). You will automatically choose to punish her after school. You will not be able to level her up during this punishment but it is still worth giving a severe punishment to earn as much money as possible. During the punishment, you will discover her weakness: she is a masochist who takes pleasure from being hurt but her tolerance for pain is much higher.

That evening, spy on Amy's room. (Note: Amy's room will initially be shown as an "unknown room".) You will see Maxine ask Amy to take a photo to gather evidence against the headmaster.

This event will unlock Amy's Student Quest, "The Spanking Connoisseur" ([QAMY](#)).

[STY02] Amy and the Riding Crop

Complete Amy and Maxine ([STY01](#)), and unlock the remove skirts rule by giving Debbie a punishment at Level 2 (see [DEB02](#) for details.)

Once you have Influence 4 and Discipline 25, pass the new Corporal Punishment rule to remove skirts at the Friday board meeting.

Teach classes or do patrols until you see Amy running in the halls ([PAT08](#)) or being late to class ([CLA05](#)). Choose to give her another private punishment. At the start of the punishment, Amy will give you a riding crop to punish her with.

Raise Amy to punishment level 2 ([AMY02](#)). At the end of the punishment, ask her about her sex life. She will admit to masturbating frequently and making out with multiple other students.

In the evening, spy on Amy's room. You will see her spanking herself with her riding crop.

[STY03] Amy in the Stationary Cupboard

Complete Amy and the Riding Crop ([STY02](#)) and Amy Gets Tickled ([CLA10](#)). Do a patrol during the week. You will see Amy making out with Tia in the stationary cupboard.

You will also automatically choose to give Amy a punishment after school.

[STY04] Future Female Sports Stars

Once you have popularity 10+, speak to Amy in the Sports Center on Tuesday morning. She'll tell you she was expelled because she did a porn shoot. (Doing this will also unlock event [SCH11](#), Amy and her abs, if you have not already done so.)

Once you have \$1000, use the Web Search option on your office computer to search for her porn. The next day, check your email and you'll be able to buy the magazine. It will arrive 5 working days (i.e. a full week) later.

Fun note: if you check your email the following day, you will receive an email from Mr Mykock saying that the school owners are interested in the girls and he is preparing to transfer legal guardianship of the girls to your school.

[STY05] Amy's Multiple Orgasms

Complete Amy in the Stationary Cupboard ([STY03](#)) and Future Female Sports Stars ([STY04](#)). In the evening, spy on Amy's room. You will see her being upset about missing the Olympics.

If you have not already done so, buy the paddle from Online Shopping | Sex Toys option on your office computer. It will cost \$500. The paddle will arrive the following weekday.

Teach classes or do patrols until you get the opportunity to give Amy a Private punishment.

Note: You will automatically give Amy a private punishment at the end of the Stationary Cupboard event ([STY03](#)). If you have already completed the Future Female Sports Stars ([STY04](#)) event and spied on her, then you can complete this event during that punishment.

You will need to raise Amy to level 3. See [AMY08](#) for details of how to do this.

At the end of the punishment, choose to "help her out". You will finger and lick her to multiple orgasms.

[STY06] Amy Teaches Tia a New Trick

Complete Amy's Multiple Orgasms ([STY05](#)). In the evening, spy on Amy's room again. You will see Amy teaching Tia how to give her multiple orgasms.

This event will unlock the ability to purchase the Chastity Panties.

Student Quests (Replay Menu): Cassandra [STC]

[STC01] Cassandra's Shocking Realization

Give Cassandra a private punishment. You can do this by teaching classes until she misbehaves, or you can complete "Faye's Embarrassing Situation" (SCH10) by going to the Sports Center on Wednesday afternoon and talking to Faye. In the evening, spy on Debbie's room. You will see Debbie look at Cassandra's butt and Cassandra will run off.

If you have not already done so, complete Rachel in the Shower (SPY01) by spying on the shower as well.

Raise Cassandra to punishment level 2 (CAS01). At the end of the punishment, ask her to "Give me a smile". In the evening, spy on Debbie's room. You will see Cassandra trying out her smile, and coming to the realization that you might have been right when you told her she might not find a rich and handsome man to marry her. This event will then unlock.

Note #1: Once you have completed this event, you can unlock Cassandra's Student Quest. To do this, check the email on your office computer and read the email from Mr Mykock. See QST07 for details.

Note #2: It is possible to raise Cassandra to punishment level 2 the first time you spank her. However, you can only do this if you have already passed the Remove Skirts rule by punishing Debbie (see DEB02 for details) and have purchased the Aloe Vera cream after punishing Rachel (see RAC01 for details).

If you do raise Cassandra to punishment level 2 during her first punishment, then you can still see both spy scenes. The first time you spy on Debbie's room, you will see Debbie look at Cassandra's butt. You will need to spy on Debbie's room again another evening, and you will then see Cassandra's realization, and this event will unlock.

(However, you cannot see Rachel in the Shower and Cassandra's realization on the same evening.)

[STC02] Debbie's New Posters

Complete Cassandra's Shocking Realization (STC01), and then raise Cassandra to punishment level 3 (CAS02). At the end of the punishment, give Cassandra a Basic Flirting Lesson.

In the evening, spy on Debbie's room. You will see Cassandra practicing her flirting in the mirror, while Debbie is putting up posters of the Celebrity Love Archipelago stars Jodie, Kelly & Paige.

Fun note: if you have seen any of the Celebrity Love Archipelago episodes (see [OTV02](#) for details) then the dialogue changes slightly.

You discover that Cassandra is still much too proud of herself to learn anything from you. You decide to observe her behavior around the school in a variety of situations in order to discover her weakness and to devise an appropriate strategy.

[STC03] Cassandra the Bully

Complete Debbie's New Posters ([STC02](#)). In the evening, spy on the showers. You will see Cassandra picking on the "crying girl" (see [PAT01](#) and [PAT02](#) for the crying girl events).

Note: if you spy on the showers immediately after Debbie's New Posters ([STC02](#)) it is possible to complete this event in the same evening.

[STC04] Cassandra the Fibber

Complete Debbie's New Posters ([STC02](#)). Choose to teach a class. After the lesson you will stay behind to do some marking. Some of the students also stay behind chatting. Cassandra makes up a story about a hot date and you tell yourself that you suspect she has little real sexual experience.

[STC05] Cassandra the Attention Seeker

Complete Debbie's New Posters ([STC02](#)). Choose to do a patrol during the week. You will see the twins showing off their football skills. Cassandra is annoyed that she is not the center of attention. She then tells everyone that Debbie has a crush on Miss Newman the sports teacher in order to get their attention again.

Student Quests (Replay Menu): The Twins [STW]

[STW01] The Twin Swap (Part 1)

Complete The Twin's Practical Joke (CLA02) and pass the Remove Skirts rule at the school board. Buy the paddle from the online store and wait for it to arrive.

(See DEB02 and DEB03 for details about passing the remove skirts rule and unlocking the paddle.)

In the evening, spy on Mary's room. (If you haven't already spied on her, then Mary's room will initially be shown as "unknown room".) You will see the twins doing their homework and agreeing to swap places for a test.

[STW02] The Twin Swap (Part 2)

Complete the Twin Swap Part 1 (STW01) and then teach a class. This event will automatically play out. You will give the class a test and trick Louise.



[STW03] The Twin Swap (Part 3)

Complete the Twin Swap Part 2 ([STW02](#)). This event will automatically happen the same day as Part 2. After the afternoon period has finished, the twins will visit you in your office. You will inspect and spank them. You will receive \$600.

[STW04] The Twin Swap (Part 4)

Complete the Twin Swap Part 3 ([STW03](#)). In the evening, spy on Mary's room again. You will see them talking about their punishment. Louise will say that she wants revenge.

[STW05] The Twin Swap (Part 5)

Complete the Twin Swap Part 4 ([STW04](#)). This event will then automatically happen the next time you teach a class. Mary will ask you to inspect her before the rest of the class arrives. You will get +2 grade points.

Note: there is a follow up event which is available once you start Chapter 2 of the game. See [STW06](#) for details.



Punishments [PUN]

[PUN01] Amy

You can punish Amy from the start of the game. The patrol event [PAT08](#) (Amy Racing through the Halls) and class event [CLA05](#) (Amy is late for class) will both give you the opportunity to punish Amy. The first time you punish Amy, you will automatically choose to give her a spanking after school and this event will unlock.

(If you get the patrol event ([PAT08](#)), you will first need to order her to your office. If you decide to let her off, then this event will not unlock.)

For details of how you should carry out the actual punishment, see [AMY01](#).

[PUN02] Cassandra

You can punish Cassandra from the start of the game. The class event [CLA09](#) (Cassandra on the phone) and event [SCH10](#) (Faye's embarrassing situation) will both give you the opportunity to punish Cassandra. Choose to punish her after school. You will automatically decide to spank her and this event will unlock.

This event will only unlock if you choose to give Cassandra a private punishment. It will not unlock if you give her a public punishment or if you decide to punish her in class instead.

For details of how you should carry out the actual punishment, see [CAS01](#).

Note: the first public spanking event ([CLA01](#)) does not unlock this event.

[PUN03] Debbie

You can punish Debbie from the start of the game. Patrol event [PAT07](#) (Lucy gets a wedgie) and class event [CLA07](#) (Debbie the bully) will give you the first opportunities to punish Debbie. For the patrol event ([PAT07](#)), you will need to decide to Intervene Immediately.

This event will only unlock if you choose to give Debbie a private punishment. It will not unlock if you give her a public punishment or (in the class event) if you decide to punish her in class instead.

For details of how you should carry out the actual punishment, see [RAC01](#).

[PUN04] Rachel

You can punish Rachel from the start of the game. See class event [CLA06a](#) (Rachel falls asleep). The first time this happens, you will automatically punish her after school and decide to spank her.

For details of how you should carry out the actual punishment, see [RAC02](#).



Class Events [CLA]

Class Events: Bonus Discipline Points

When discipline is low, you will get extra discipline points. This is to reflect the fact that in the early game, the girls are not used to your discipline methods, and it will have a bigger impact on their behavior.

This means that, particularly at the start of the game, you may receive more discipline points than shown below. For example, if you see the Inappropriate Clothing event ([WEP01](#)) during the first weekend, and you tell the girls to change, you may receive +2 or +3 discipline instead of +1 discipline.

See [REFR02](#) for more information about the bonus discipline points.

[CLA01] The First Public Spanking

The event will happen automatically during the first class you teach. Cassandra will insult you and Miss Newman will spank her. You will get +2 discipline points. (Because this happens at the start of the game, you will probably receive bonus discipline points as well; see above for details.)

[CLA02] The Twins Practical Joke

Once you have completed the First Public Spanking event ([CLA01](#)), this event will happen automatically during the first class you teach on Day 4 (or any day after). The twins try to play a practical joke on you, but you turn the joke around on them.

You will get +2 discipline points. (Because this happens at the start of the game, you will probably receive bonus discipline points as well; see above for details.)

[CLA03] Emily's Lost Skirt (Part 1)

This event is available from the start of the game. Visit the Classrooms area on Tuesday afternoon. In the hall, you will see a group of 4 girls beside the lockers. When you talk to them, you will find Emily's skirt is stuck. Select "pull her waist", and then teach a class that afternoon. This event will unlock and you will get +1 discipline point. (You may also receive bonus discipline points, see above for details.)

Note #1: If you select "pull her skirt" instead of "pull her waist", then this event will not unlock, but you will get +1 popularity.

Note #2: This event is only available in Chapter 1. Once you start Chapter 2 of the game you will no longer be able to see this event.

[CLA04] Emily's Lost Skirt (Part 2)

Pass the Very Strict Uniform Policy to allow you to confiscate non-regulation underwear. (See [DEB05](#) for details about unlocking this rule.)

Visit the Classrooms area on Tuesday afternoon, talk to Emily and select "pull her waist" again, and then teach another class that afternoon. This event will unlock and you will get +2 discipline points. (You may also receive bonus discipline points, see above for details.)

Note #1: If you select "pull her skirt" instead of "pull her waist", then this event will not unlock, but you will get +1 popularity.

Note #2: You do not have to complete Emily's Lost Skirt Part 1 ([CLA03](#)) before completing Part 2. If you did not complete Part 1 before completing Part 2, then both parts will be unlocked in the replay menu when you complete Part 2.

Note #3: This event is only available in Chapter 1. Once you start Chapter 2 of the game you will no longer be able to see this event.

[CLA05] Amy is Late for Class

There are two versions of this event.

First version: this is available from the start of the game. It will randomly happen when you teach a class. The options you can choose are:

Option	Outcome	Notes
Let her off	+1 popularity -1 discipline	
Order her to your office after school	+1 grades	Will also get money or discipline depending on the after school punishment you choose.
Corporal punishment	+2 or +3 discipline	Will get +3 discipline if the remove skirts rule has been passed.

Note: You may also receive additional bonus discipline points. See the note at the top of this section, or see [REFR02](#) for more information.

If you decide to punish her during class, you will also complete part of the "Amy gets tickled" event ([CLA10](#)).

Second version: this is available once you have completed the "Amy gets tickled" event ([CLA10](#)). You arrive at your classroom to find Amy there early, but she is missing her tie. You can choose to let Amy off, or to punish her after school. If you let her off, you teach your class and get +2 grades.

[CLA06a] Rachel Falls Asleep (Chapter 1 version)

This first version of this event is available from the start of the game. It will happen randomly when you teach a class. The options you can choose are:

Option	Outcome	Notes
Let her off	+1 popularity -1 discipline	
Order her to your office after school	+1 grades	Will also get money or discipline depending on the after school punishment you choose.
Corporal punishment	+2 or +3 discipline	Will get +3 discipline if the remove skirts rule has been passed.

Note: You may also receive additional bonus discipline points. See the note at the top of this section, or see [REFR02](#) for more information.

Fun note: Once you have completed Sally's Lost Keys ([OTH08](#)), then if you punish Rachel in class during the afternoon, you will see Sally wearing her volleyball uniform instead of her normal clothes.

Once you have completed the New Chapter event ([OTH16](#)) and started Chapter 2 of the game, you will see the second version of this event. See [CLA06b](#) for details.

[CLA07] Debbie the Bully

There are 3 versions of this event. The initial version is available from the start of the game. It shows Debbie with Lucy in a headlock. It is available from the start of the game. You can punish Debbie during class, after school, or let her off.

The options you can choose are:

Option	Outcome	Notes
Let her off	-1 popularity -1 discipline	The girls don't like you being soft on bullies so you will get negative popularity and negative discipline
Order her to your office after school	+1 grades	Will also get money or discipline depending on the after school punishment you choose.
Corporal punishment	+2 discipline	Game note: you do not get extra discipline even if the remove skirts rule has been passed.

Note: You may also receive additional bonus discipline points. See the note at the top of this section, or see [REFR02](#) for more information.

Once you have raised Debbie to punishment level 3 (see [DEB03](#)) this event will no longer occur and you will not be able to replay it in the replay menu. Instead, you will get different events instead. See [XTRA06](#) for more information.

[CLA08] Debbie's Inner Turmoil

This is an event which can happen when you are teaching classes. You will see Nurse Kate give the girls a talk about healthy eating. The nurse will bend over Charlotte's desk and Debbie will then grope the nurse's bottom. You will then punish Debbie after school.

There are two different ways of unlocking this event.

Option 1: If Debbie is at punishment level 3, you should carry out a patrol, during which you will see her make a rather poor attempt at apologizing to Lucy. (See [DEB04](#) for details.)

If you fail to raise Debbie to level 4 at this point (e.g. if you give her a public punishment instead of a private one), then this event can happen when you teach a class. You can then give Debbie a private punishment and raise her to level 4. (See [DEB06](#) for details.)

Option 2: If you did not see this event when Debbie was at punishment level 3 (for example if you successfully raised Debbie to level 4), then this event can happen when you teach a class after you have made Debbie your prefect. (See [STD04](#) and [DEB08](#) for making Debbie a prefect.)

The event will only happen once. The dialogue during the event will be slightly different depending on whether Debbie is your prefect at the time or not.

[CLA09a] Cassandra on her Phone (Chapter 1 version)

The first version of this event is available from the start of the game. It will happen randomly when you teach a class. You will spot Cassandra using her phone. The options you can choose are:

Option	Outcome	Notes
Let her off	+1 popularity -1 discipline	
Order her to your office after school	+1 grades	Will also get money or discipline depending on the after school punishment you choose.
Corporal punishment	+2 or +3 discipline	Will get +3 discipline if the remove skirts rule has been passed.

Note: You may also receive additional bonus discipline points. See the note at the top of this section, or see [REFR02](#) for more information.

Once you have completed the New Chapter event ([OTH16](#)) and started Chapter 2 of the game, you will see the second version of this event. See [CLA09b](#).

[CLA10] Amy Gets Tickled

Complete Amy's first punishment ([PUN01](#)). During the after school punishment, you will discover she's a masochist. When you get another class event where Amy is late for class ([CLA05](#)), select punish her now. She will become aroused and you will get +1 discipline and +1 Horniness, but grades do not improve.

Pass the new Corporal Punishment rule to remove skirts at the Friday board meeting (See [DEB02](#)). The next time you get a class event when Amy is late ([CLA05](#)), select punish her now. The other girls will tie her up and tickle her. You will get +2 discipline but grades do not improve.

Note: You may also receive additional bonus discipline points during Amy's classroom punishments. See the note at the top of this section, or see [REFR02](#) for more information.

[CLA11] How to Discipline a Young Woman

To get this event, you need to fully complete the "A Man's Work" Main Quest ([QM3](#)).

To do this, you will need to complete Ruth's Capitulation ([STA21](#)) and make Debbie a Prefect (See [STD04](#), Debbie's Pledge of Loyalty.).

Once you have 9 Influence and 40 Discipline, pass the "corporal punishments may be carried out by any teacher regardless of gender" rule at the next Friday morning school board meeting.

Immediately after you pass the rule, Samantha will tell you that Mr Mykock is about to arrive by helicopter. You will see a large scale event where you punish girls for the first time and this event will unlock.

At the end of the event you will receive 3 horniness points.

Note: once you complete this event, Chapter 2 of the game will automatically start on the following Monday. See [A New Chapter \(OTH16\)](#) for details.

Patrol Events [PAT]

[PAT01] Crying Girl

This patrol event is available from the start of the game. It will randomly happen when you patrol during the week. You will see a girl crying on a bench. If you comfort her, you will get +1 popularity. If you ignore her there is no change to the stats.

Once you have started Chapter 2 of the game, and have popularity 20+, you will see a different version of this event. See Crying Girl 2 ([PAT02](#)).

[PAT03] Group Project

This patrol event is available from the start of the game. It will randomly happen when you patrol during the week. You will see some of the girls studying together, and you will get +1 grade point.

Once you pass the Strict Uniform Policy, you can choose to do a uniform inspection during this event. If you do this, you will get +1 discipline point but you will not get the grade point.

Once you have completed the New Chapter event ([OTH16](#)) and started Chapter 2 of the game, then this event will no longer be available. You will see a different version of this event instead ([PAT04](#)).

[PAT05] Windy Day

There are two versions of the Windy Day patrol event.

First version: this is available from the start of the game. It will randomly happen whenever you patrol during the week.

Second version: this is available once you have told Liz not to wear any underwear. See Liz and the Blue Underwear ([SCH12](#)).

With both versions, if you look away, you will get +1 popularity. If you keep watching, you will get -1 popularity.

Once you have completed the New Chapter event ([OTH16](#)) and started Chapter 2 of the game, then this event will no longer be available. You will see a different version of this event instead ([PAT06](#)).

[PAT07] Lucy Gets a Wedgie

This patrol event is available from the start of the game. It will randomly happen when you patrol during the week.

If you intervene immediately, you will give Debbie an after-school punishment. If you wait and see what happens, you will get +1 popularity point but -2 discipline points.

Note: once you have raised Debbie to punishment level 3 (DEB03), you will no longer see this event.

[PAT08] Amy Racing Through the Halls

This event is available from the start of the game. They will randomly happen when you patrol during the week. Amy will run through the hall and crash into you. If you let her go, you will get +1 popularity. If you order her to your office you will punish her after school (see [PUN01](#)).

[PAT09] Debbie Shows Maxine Who's Boss

Once you have unlocked Maxine's Demand ([PAP02](#)), then the next time you patrol (on a weekday) you will automatically get this event.

[PAT10] Trixie's Dirty Stories

Hire Trixie, either as the lab technician or dance teacher ([STA02](#), [XTRA01](#) or [STA05](#)). This event will then randomly happen when you patrol during the week.

You can stop her from telling inappropriate stories, or you can leave her be. If you stop her, you will get -1 popularity. If you leave her be, you will get -1 discipline.

[PAT11] Anna the Inspiration

Hire Anna as the lab technician ([STA02](#) or [XTRA01](#)). This event will then randomly happen when you patrol during the week.

You will see Anna talking to some of the girls. You will get +1 grades and +1 discipline.

[PAT12] Lucy Tells All

Complete Lucy Runs you a Bath ([HOM02](#)) and choose to expose yourself to Lucy. The next time you patrol during the week, you will get this event, and will receive +1 Horniness Point.

[PAT18] Lost Contact Lens

Complete the "Miss Potts teaching outside" patrol event ([XTRA05](#)).

This patrol event is then unlocked. It will randomly happen when you patrol during the week. You encounter some girls looking for something on the ground near a bench. You thought you spotted some non-regulation underwear but you couldn't be certain.

The options available will depend on which rules you have passed at the school board. If you have passed the Strict Uniform Policy you can carry out a uniform inspection, and if you have passed the Very Strict Uniform Policy, you can confiscate the underwear of one of the girls.

The options available are:

Option	Outcome	Requirements
Leave them alone	No change to stats	
Investigate further: help them out	Popularity +1	
Uniform inspection - give her a warning	Discipline +1	Strict Uniform Policy
Uniform inspection - Confiscate her underwear	Discipline +2	Very Strict Uniform Policy

Note #1: The Strict Uniform Policy rule is available from the start of the game, but you will need 4 Influence and 18 Discipline to pass it.

Note #2: to unlock the Very Strict Uniform Policy you will need to raise Debbie to punishment level 4 and then touch her breasts. See [DEB04](#) and [DEB05](#) for details. You will need 6 influence and 30 Discipline to pass the rule.

[PAT19] Flexible Girls

Complete the "Miss Potts teaching outside" patrol event ([XTRA05](#)).

This patrol event is then unlocked. It will randomly happen when you patrol during the week. You will see three girls stretching after their daily exercises.

The options available will depend on which rules you have passed at the school board. If you have passed the Strict Uniform Policy you can carry out a uniform inspection, and if you have passed the Very Strict Uniform Policy, you can confiscate the underwear of one of the girls.

Option	Outcome	Requirements
Leave them alone	No change to stats	
Talk to them: Give them some guidance	Popularity +1	
Uniform inspection: give her a warning	Discipline +2	Strict Uniform Policy
Uniform inspection: Confiscate her knickers	Discipline +3	Very Strict Uniform Policy
Body Searches	Discipline +4	Body Search Rule

[PAT20] Careless Flashing

Complete the "Miss Potts teaching outside" patrol event ([XTRA05](#)).

This patrol event is then unlocked. It will randomly happen when you patrol during the week. You see a brown haired girl trying to take a shortcut to her English class by climbing over a fence.

The options available will depend on which rules you have passed at the school board. If you have passed the Corporal Punishment rule to remove skirts, then you can confiscate her skirt.

Option	Outcome	Requirements
Let her off with a warning	Popularity +1 Discipline -1	
Confiscate her skirt	Discipline +1	Remove skirts rule (See DEB02 for details.)

In Chapter 2, there are two new versions of this event. The first happens once you have seen "The Great Underwear Shortage" scene ([PAP06](#)) where Maxine complains about the lack of underwear. In this version, you discover that the girl isn't wearing any underwear. You can then choose to remove her skirt and leave her completely exposed.

The second version is available after you have completed Maxine's fundraiser week and seen the "Minimal Uniform Requirements" scene ([STX08](#)). You can assign the minimal uniform and tell her to spend the day with her uniform in punishment mode.

Option	Outcome	Requirements
Let her off with a warning	Popularity +1 Discipline -1	
Confiscate her skirt	Discipline +2	Remove skirts rule Have seen The Great Underwear Shortage (PAP06).
Assign the minimal uniform	Discipline +3	Minimal Uniform (See STX08 for details).



Weekend Patrol Events [WEP]

Weekend Patrols: Bonus Discipline Points

When discipline is low, you will get extra discipline points. This is to reflect the fact that in the early game, the girls are not used to your discipline methods, and it will have a bigger impact on their behavior.

This means that, particularly at the start of the game, you may receive more discipline points than shown below. For example, if you see the Inappropriate Clothing event ([WEP01](#)) during the first weekend, and you tell the girls to change, you may receive +2 or +3 discipline instead of +1 discipline.

See [REFR02](#) for more information about the bonus discipline points.

[WEP01] Inappropriate Clothing

This patrol event is available from the start of the game. It will randomly happen when you patrol during the weekend. You will see Alice and Amy wearing very skimpy clothing.

If you complement them, you will get -1 discipline and +1 popularity. If you tell them to change, you will get +1 discipline and -1 popularity. (You may also receive bonus discipline points, see above for details.)

Once you have completed the New Chapter event ([OTH16](#)) and started Chapter 2 of the game, then this event will no longer be available. You will see a different version of this event instead ([WEP02](#)).

[WEP03] Debbie and Cass Playing Music

This patrol event is available from the start of the game. It will randomly happen when you patrol during the weekend. You will see Debbie and Cassandra playing music.

If you leave them be, you will get +1 popularity but -1 discipline. If you tell them to turn it down, you will get -1 popularity but +1 discipline. (You may also receive bonus discipline points, see above for details.)

Once you have appointed Debbie as a prefect ([DEB08](#)) then this event will no longer be available. You will see a different version of this event instead ([WEP04](#)).

[WEP04] Debbie and Cass Playing Music 2

This patrol event is available once you have appointed Debbie as a prefect (DEB08). It will randomly happen when you patrol during the weekend. You will see Debbie and Cassandra playing music again, but this time Debbie thinks they should turn the music down as some girls might be studying.

If you tell them the music is fine, you will get +2 popularity but -2 discipline. If you tell them to turn it down, you will get -2 popularity but +2 discipline.

[WEP05] The Man With the Golden Water Pistol (Part 1)

Complete Miss Chang's Formula (STA01), Stealing Priti's Password (STA16) and Nina Meets Faye (WEP09). The next time you do a weekend patrol, this event will automatically happen. However, you will need popularity 18+ to join in.

If you do not have popularity 18+, then you will not be able to join in. However, this event will happen again during the first weekend patrol you do during every subsequent weekend.

Note: if you complete Miss Chang's Formula and Stealing Priti's Password during the first week, then it is possible to get this event during the first weekend without completing the Nina Meets Faye event.

Once the fight starts, click the forward arrow 4 times. Priti will be attacked and you will find yourself facing Amy and Harriet. Shoot Amy (on your left) and then take cover. Click the forward arrow again and then dive for cover. Press the forward arrow another 2 times, and then take cover. You'll then attack Cassandra. Dodge left and then try and stall for time. Tell her you might "let you off your next punishment". You'll then take part in the final assault against the twins, and be shot. This will unlock the ability to buy a golden water pistol.

[WEP06] The Man With the Golden Water Pistol (Part 2)

Complete The Man With the Golden Water Pistol Part 1 (WEP05). Once you have \$300, buy the golden Water Pistol (Natural Rubber) from the Online Shopping | Electronics option on your office computer. It will arrive the following weekday.

Once you have the golden water pistol, then next time you do a weekend patrol, this event will automatically happen.

Click the forward arrow 3 times. Priti will be attacked and you will find yourself facing Amy and Harriet (again). You can take cover immediately, or you can take a couple of shots at Amy or Harriet before taking cover.

You can choose to shoot at just Amy's skirt, just Amy's bra, at both Amy's skirt and bra, or just Harriet's bra, but you must then take cover. If you don't take cover, the water fight will end and you will lose 10 popularity. If you try any other combination (e.g. Harriet's bra and Amy's skirt) you will find you can't then take cover and you will be forced into the bad ending.

After you take cover, you will shoot Rachel, and then you can shoot Amy and Harriet again. Harriet's skirt will not dissolve but you can remove the rest of their clothing. Once you've done so, the two girls will then run away.

You will then need to dive for cover, and then press the forward arrow twice. Take cover when April and Alice appear again. You will then flank Cassandra again. Dodge left, and then the rest of the water fight will play out.



[WEP07] Twins Practicing Football

This patrol event is available from the start of the game. It will randomly happen when you patrol during the weekend. You will see the twins practicing football. If you join them, you will get +1 popularity.

[WEP08a] Liz and Faye on the Roof (Chapter 1 version)

This patrol event is available from the start of the game. It will randomly happen when you patrol during the weekend. If you stop and chat you will offer them some sunscreen.

If you say "here you go" you will get +1 popularity. If you have popularity 20+, you can offer to help them apply it. The first time you help them, you will get Popularity +2 and Horniness +1.

Warning: if you do not have popularity 20+, then do not offer to apply the sunscreen. If you do, you will lose a popularity point.

If you do this event again, you will get Popularity +2.

[WEP09] Nina Meets Faye

This event will happen automatically the first time you do a weekend patrol during the second weekend (or any weekend afterwards). You will see Faye trying to have a conversation with Nina.



Sports Coaching [SPT]

[SPT01] Charlotte and April Fighting

This event is available from the start of the game. It will randomly happen when you teach a sports lesson in the afternoon. You will see Charlotte and April about to fight. If you break it up, you will get +1 discipline. If you let them sort it out themselves, you will get +1 popularity but -2 discipline.

[SPT02] The Girls take a Break

This event is available from the start of the game. It will randomly happen when you teach a sports lesson in the afternoon. You will see the girls sitting talking to each other. If you let them take a break you will get +1 popularity. If you make them exercise, you will get +1 discipline.

[SPT03] The First Match

There are two ways to unlock this event.

Method 1: Go to the Sports Center in the afternoon and give the girls sports lessons. Teach 5 sports lessons. During the fifth sports lesson, you will play a match. This event will then automatically happen.

Method 2: Complete the "Sally and Rachel get Changed" event ([STR03](#)). At the end of this event, you will teach a sports lesson and play a match. This event will then automatically happen.

At the start of the match, you will be given the opportunity to suggest playing a "shirts and skins" game. In order to unlock the second match event ([SPT04](#)), you will need to play the "shirts and skins" game. You can only do this if you have popularity 9+. If you not have popularity 9+, then your suggestion will fail.

If your suggestion fails (or if you tell Charlotte "no", you can't think of a way to tell the teams apart), then you will need to teach another 5 sports lessons. You will then play another match, giving you another opportunity to complete this shirts and skins successfully.

[SPT04] The Second Match

Before you can unlock this event, you will need to complete the First Match ([SPT03](#)) and play a Shirts and Skins game. You will also need to complete the "Sally and Rachel get Changed" event ([STR03](#)).

There are then two ways to unlock this event:

Method 1: If you did not unlock the "Sally and Rachel get Changed" event ([STR03](#)) before playing the First Match ([SPT03](#)), then you will need to complete the event now. At the end of that event, you will teach a sports lesson and play a match. This event will then unlock

Method 2: If you unlocked the "Sally and Rachel get Changed" event ([STR03](#)) before playing the First Match, then you will need to go to the Sports Center in the afternoon and give the girls sports lessons. Teach 5 sports lessons. During the fifth sports lesson, you will play a match. This event will then unlock.

At the start of the match, if you have Discipline 15+, you can make the teams switch around so the other side plays skins.

You don't need to do this to unlock this event. However, you will need to do this in order to unlock Rachel's Weakness Revealed event ([STR04](#)).

If you not have Discipline 15+, then your suggestion will fail. If you fail (or if you tell them teams to keep things as they are), then you will need to teach another 5 sports lessons. You will then play another match, giving you another opportunity to complete this shirts and skins successfully.

During this event, you will also be asked if you prefer big boobs or small boobs. It does not matter which one you choose. However, if you say that you liked big boobs, some of the dialog in this event will change.



Spying [SPY]

[SPY00a] Liz's Gossip Topics (Chapter 1)

Note: This is not an actual event in the replay menu, but is provided for general information.

When you spy on Liz's room, you will see Liz, Emily and Harriet gossiping about various events that happened around the school. Sometimes you will need to hear the girls gossiping about a particular topic to unlock an event or progress a quest.

The topics of gossip are in a particular order. If you do not spy of Liz regularly, you may find that you need to listen to the girls gossiping about several events before they will talk about the particular event that you are interested in.

This is a list of the various topics of gossip in the order the girls will talk about them.

Gossip Topic	Refers to Event	Notes
Available in Chapter 1		
Priti getting called to the Headmaster's office	Stealing Priti's Password (STA16)	
Weird explosion in Miss Chang's chemistry class	Miss Chang's Formula (STA01)	
Cassandra getting spanked	First Public Spanking (CLA01)	
Anna, the new lab technician	Hiring Anna as the lab technician (STA02 or XTRA01)	
The new dance teacher, Miss Star	Hiring Trixie as the dance teacher (STA05 or XTRA01)	Needed to complete the Emily and Harriet Compare Boobs event (SPY05). Note: you will stop spying and go home after you see this event.
Harriet asking Liz if she has found any new white underwear yet	Liz and the blue underwear (SCH12)	You can hear this gossip as soon as you carry out the first underwear inspection of Liz, where you tell her she can't wear blue underwear.

[SPY01] Rachel in the Shower

This event is available from the start of the game. It will usually be the scene you see the first time you spy on the shower room in the evening.

[SPY02] Busy Shower Room

This event is available from the start of the game. You get it by spying on the shower room in the evening for a second time.

[SPY03] Cassandra's Red Butt

After you have spanked Cassandra after school (see [PUN02](#)), spy on Debbie's room in the evening and you will see this event. The event will not be available if you spank Cassandra during class instead.

[SPY04] Rachel and the Ointment

After you have given Rachel a private punishment (see [PUN04](#)), spy on her room in the evening and you will see this event. Donna and Maxine comfort Rachel, Maxine takes a photo of her bottom as evidence, and Donna will then rubs some ointment onto Rachel's bottom.

Note: Rachel's room will initially be shown as an "unknown room". This event will not be available if you spank Rachel during class instead.

This event will unlock the ability to purchase the "aloe vera cream".

[SPY05] Emily and Harriet Compare Boobs

Once you have hired Trixie as the dance teacher ([STA05](#) or [XTRA01](#)), spy on Liz's room in the evening. You can then hear the girls talk about Trixie and then compare their boobs. You then tell yourself that you need to go home and relieve yourself, and the evening will end.

Note: Depending on what other events you have done, and when you last spied on Liz, the girls may talk about other subjects first. See [SPY00](#) for a note of all the topics of gossip that the girls discuss.

[SPY06] Maxine Gets a Whipping

Complete Rachel in the Shower ([SPY01](#)), Cassandra's Red Butt ([SPY03](#)), Rachel and the Ointment ([SPY04](#)) and Amy and Maxine ([STY01](#)). This involves punishing Rachel, Cassandra and Amy and then spying on them afterwards.

Complete Maxine's Protest (Part 2) ([STD02](#)). This involves completing Maxine's paperwork events and making Debbie a prefect.

In the evening, spy on the dorm rooms. You will tell yourself that you think you heard a noise from Rachel's room. You should spy on Rachel's room, then Liz's room, Priti's room, Amy's room and then the shower.

You find out that Maxine took a photo of Debbie and Cassandra in the shower. Maxine then drops her phone outside the window to hide it from Debbie.



[SPY08] The Chubby Student

Complete the Busy Shower Room ([SPY02](#)) and Miss Potts Teaching Outside ([XTRA05](#)). You will see this event when spying on the shower room again.

If you see the event again, you will see a slightly different version, where Cassandra asks the chubby student if she is going to run off crying again.

[SPY09] A Delightful Assortment 1

This event is available from the start of the game. You will see it when you spy on the shower room.

Before you see the event, you will need to see the Busy Shower Room ([SPY02](#)). You may need to see certain other spy events as well:

- if you have seen Miss Potts Teaching Outside ([XTRA05](#)), you will see The Chubby Student before this event.
- if you have spoken to Ada in the hallway, then you will see Ada the Prude ([SPY11](#)) and A Delightful Assortment 2 ([SPY10](#)) before this event.

You will then see this event when you spy on the shower room again.



[\[SPY10\] A Delightful Assortment 2](#)

This event is available from the start of the game. You will see it when you spy on the shower room.

Before you see the event, you will need to see the Busy Shower Room ([SPY02](#)). You will need to see certain other spy events as well:

- if you have seen Miss Potts Teaching Outside ([XTRA05](#)), you will see The Chubby Student ([SPY08](#)) before this event.
- if you have spoken to Ada in the hallway (see [SPY11](#)), then you will see Ada the Prude ([SPY11](#)) before this event.
- If you have not spoken to Ada in the hallway, then you will see A Delightful Assortment 1 ([SPY09](#)) before this event.

You will then see this event when you spy on the shower room again.

[SPY11] Ada the Prude

Once Ada has joined the school ([XTRA09](#)), speak to her in the classroom hallway on Monday afternoon. She will tell you that she's not used to the communal showers, and she feels uncomfortable being naked in front of a bunch of girls she barely knows.

Complete the Busy Shower Room ([SPY02](#)). If you have seen Miss Potts Teaching Outside ([XTRA05](#)), then you will also need to complete The Chubby Student ([SPY08](#)) as well.

You will then see this event when spying on the shower room again.



Paperwork [PAP]

[PAP00a] Paperwork Options

Note: This is not an actual event in the replay menu, but is provided for general information.

When doing paperwork, you will have the option to grade some homework, which will give +1 grades, or manage the school's budget, which will give you \$100. You can also decide to watch some porn instead. In addition, you will sometimes be visited by pupils: see below for details.

[PAP01] The Student President

The first time you do paperwork Maxine will introduce herself and this event will unlock.

[PAP02] Maxine's Demand

Once you have seen Lucy's Request ([PAP03](#)), then the next time you do paperwork Maxine will demand you stop the use of corporal punishment.

Note: you can unlock this event before unlocking Lucy's Request ([PAP03](#)). Even if you did not have popularity 5+ when Lucy spoke to you, you will still get this event next time you do paperwork.

Once you have unlocked this event, next time you do a patrol you will automatically get the "Debbie Shows Maxine Who's Boss" event ([PAT09](#)).

[PAP03] Lucy's Request

Once you have unlocked The Student President ([PAP01](#)), then the next time you do paperwork Lucy will speak to you. Once you have popularity 5+, you can employ Lucy as your maid.

Note: if you started Chapter 2 without completing this event, you may also need to complete Alice Needs Tutoring ([PAP04](#)) and Alice Offers a Deal ([PAP05](#)) before you can see this event.

The Maid Outfit and Apron will become available to buy on your computer, under the Online Shopping | Clothing section. These will be required for events [HOM02](#) (Lucy Runs You a Bath) and [HOM04](#) (Lucy and the Apron).

If you do not have popularity 5+, then this event will remain locked, but next time you do paperwork you will get Maxine's Demand ([PAP02](#)) instead.

Once you have unlocked Maxine's Demand, then the next time you do paperwork you will get Lucy's Request again. You will continue to get Lucy's Request whenever you do paperwork until you have popularity 5+ and can unlock this event.



At the Lake [LAK]

[LAK00] Opening the Lake

Note: This is not an actual event in the replay menu, but is provided for general information.

Before you can achieve any of these events, you will need to open the lake. To do this, on Friday morning, at the School Board, choose to "Open the Lake" (see under Other Rules).

Note: you should ensure Discipline is 20+ before you do this, or grades will decrease by -2 every day the Lake is open. (See [REFG01](#) for details.)

[LAK01] The New Volley Ball Uniform

Once you have completed Sally's Lost Keys ([OTH08](#)), visit the lake any afternoon. You will see the girls in their uniforms, and this event will unlock.

[LAK02] Donna and the Beast

On Monday, Tuesday, Wednesday or Thursday morning, go to the lake and speak to Jimmy and Beast.

On Saturday afternoon, visit the lake and speak to Donna. She will be very rude to you. Press the right arrow and speak to Beast again. He will fetch you a beer.

(The steps above aren't required to unlock the event but they help to develop the story.)

On the right of the lake (next to the sunbathing Charlotte) there is a pile of stones. Click on them and you will find a bikini. Speak to Beast and show him the lost bikini. Beast will rip Donna's bikini bottom off her and give it to you.

[LAK03] Emily the Nudist

Complete Lucy and the Bee ([HOM05](#)). On Sunday morning, go to the lake. You will see Lucy helping Emily to change into her bikini. You will play a trick that will cause Lucy to run away, leaving Emily naked. Ruth then accuses her of being a streaker, and you then convince Emily to become a reluctant nudist to avoid being punished for streaking.

Note: this event will help you unlock Emily's "The Reluctant Nudist" quest. See [QEM](#).

[LAK04] Amy Goes for a Swim

Once you have +3 horniness points, go to the Lake on Saturday afternoon and speak to Amy and her friends. Amy will try to tempt you into the water by taking her top off. If you agree, you will get +1 popularity.

Note: for a list of all the horniness points and how to get them, see [REF02](#).



At Home [HOM]

[HOM00] Supervising Lucy

Note: This is not an actual event in the replay menu, but is provided for general information.

Once you have employed Lucy as your maid, she will visit your apartment every Saturday morning. During her first visit, you will stay and watch her work. But when she visits you again, you will be asked if you want to stay and supervise Lucy, or leave her to clean while you do some paperwork.

If you stay, you will be able to complete various events with Lucy (see below for details) and progress her Student Quest. If you leave her, then she will charge you \$30 and Saturday morning will end. You will not be able to complete any of Lucy's events if you choose this action.

This option is designed for players who have completed all Lucy's actions and do not want to repeat them. It can also be useful if you are unable to progress with the next action (for example, if you do not have enough money or have not purchased the required clothing).

[HOM01] Lucy the Maid

Complete Lucy's Request ([PAP03](#)) and employ Lucy as your maid. On Saturday Morning, Lucy will come to your apartment to clean it. She will charge you \$30 (or \$50 if you ask her to wear the maid outfit).

Note #1: if you buy the maid outfit first and get her to wear it, you will also complete the first part of the Lucy runs you a bath event ([HOM02](#)) at the same time as unlocking this event.

[HOM02] Lucy Runs You a Bath

Complete Lucy's Request ([PAP03](#)) and employ Lucy as your maid. Once you have \$400, buy the maid outfit from the Online Shopping | Clothing option on your office computer. It will arrive the following weekday.

The following Saturday, get Lucy to wear the maid outfit and pay her the extra \$20. If you take a peek when she's changing, choose "better not push my luck".

Note: if you choose "keep watching", then Lucy will see you spying on her and will run off. She will return the following Saturday. (If you speak on her on Friday afternoon in the Classroom hall, you will apologize to her, but you do not need to do this for her to return the following Saturday.)

Lucy will spend the morning cleaning while you rest.

Note: If you buy the maid's outfit before Lucy starts working for you, you can unlock the Lucy the Maid event (HOM01) at the same time as completing this.

The following Saturday, Lucy will automatically change into her maid's outfit and you will decide to take a bath. You will have the opportunity to expose yourself to Lucy. To do this, choose to get in the bath, and then demand to know where she's been.

This event will unlock regardless of what you choose. However, to unlock Lucy Tells All (PAT12), you will need to expose yourself to Lucy.

[HOM03] Lucy and the Broken Vase

Complete Lucy runs you a bath (HOM02). The following Saturday, Lucy will automatically change into her maid's outfit. She will break a vase when cleaning. This event will unlock automatically, but if you lie and say the vase was expensive, then you get the opportunity to spank Lucy.

You will pay her \$50 and if you spank her, you will also give her a tip. You can choose to give her \$10, \$50 or \$100.

If you previously exposed yourself to her during the Lucy runs you a bath event (HOM02) and you spank her now, make sure you give her at least a \$50 tip, or else she will refuse to come the following Saturday. (If she refuses, you will need to speak to her in the school hall on Friday afternoon, and pay her \$500 to change her mind.)

[HOM04] Lucy and the Apron

Complete Lucy and the Broken Vase (HOM03). Once you have \$200, buy the apron from the Online Shopping | Clothing option on your office computer. It will arrive the following weekday

The following Saturday, Lucy will automatically change into her maid outfit and will serve you breakfast. The event will automatically unlock. However, to continue with Lucy's storyline, you will need to say that the coffee is terrible and then agree to pay her the extra money to wear the apron. You will pay her \$150.

Note: if you say the coffee is great, then this event will repeat the following Saturday.

[HOM05] Lucy and the Bee

Complete Lucy and the Apron ([HOM04](#)). The following Saturday, Lucy will automatically wear the apron again. She will serve you tea in the garden, and you will find out she is allergic to bees. This event will unlock automatically, but if you lie and say that the bee is still on her, you will get the opportunity to feel her breasts. You will pay her \$150.

Special fun note: if you complete this event before day 69 (i.e. by Saturday day 62), then on day 69 you will see a special scene where Lucy quickly flashes her tits when she arrives at your apartment.

[HOM06] Topless Maid Service

Complete Lucy and the Bee ([HOM05](#)). The following Saturday, Lucy will offer to clean your house topless, but wants \$200.

You can choose what she wears. If you ask her to wear the topless apron, then you will have the option to "take a peek" and then watch her get changed, although it will cost you an extra \$50.

Note #1: this is as far as you can progress Lucy's storyline in Chapter 1. You must start Chapter 2 before you can unlock any more of Lucy's events. However, you can get the Psychology Association trophy (which is required for Lucy's next event) during Chapter 1. You will need to complete Maxine's demand (PAP02) as well this event.

During Chapter 1, on following Saturdays, you will also get to choose what Lucy wears. If she wears her own clothes or school uniform, it will cost you \$30. If she wears the maid outfit, she will charge \$50, and if she wears the apron she will charge \$150. If you ask her to wear the topless apron, it will cost \$200, or \$250 if you want to watch her get changed again.

Note #2: if you tell her to wear the maid outfit and you spy on her again, she will no longer run off. Instead, there is a small (but funny) scene where Lucy tells you off for not paying her more to wear the apron instead.

Around the School [SCH]

[SCH10] Faye's Embarrassing Situation

On Wednesday afternoon, go to the Sports Center. You will see Faye standing naked outside the changing room. After you speak to her, this event will unlock. You will also punish Cassandra after school, which can unlock event her punishment event ([PUN02](#)) as well.

Note: once you have completed Cassandra's Public Paddling ([STC06](#)), Faye will no longer appear beside the changing room door on Tuesday afternoon, so you will not be able to complete this event after you have done Cassandra's public paddling.

[SCH11] Amy and Her Abs

On Tuesday morning, go to the sports Center and talk to Amy. She will show you her abs. If you have popularity 10+ then she will also tell you about her porn shoot and you can also unlock the first part of the Future Female Sports Stars event ([STY04](#)). The following Tuesday, speak to her again and she will allow you to touch her abs.

[SCH12] Liz and the Blue Underwear

On Monday morning and Friday afternoon, you can talk to Liz in the classroom building. The first time you talk, you will get some background information about her.

Once you have Discipline 18+ and Influence 4+, pass the Strict Uniform Policy at the Friday school board. This will allow you to inspect the students' underwear

Talk to Liz again and carry out a uniform inspection. You will tell her she can't wear blue underwear.

Doing this will also allow you to unlock the second version of the Windy Day patrol event ([PAT05](#)).

Do another uniform inspection on Liz. You will tell her you think going commando excites her. She denies this but you decide to spy on her in her room.

In the evening, spy on Liz's room. She will tell her friends that she finds it exciting to walk around without underwear. The next time you talk to her, do a uniform inspection and you will fondle her vagina and find she is soaking wet. You will get +1 horniness point and this event will unlock.

Fun note: On Wednesday morning, if you visit the nurse, you will see her looking after Liz, who has hurt her knee. Once you have told Liz not to wear her underwear, then you will be able to slightly different version of the scene with the nurse, where Liz isn't wearing underwear.



On TV [OTV]

[OTV01] Movie Night

On Friday evening, go to the dorm and speak to the group of girls there. Say "sure", you're happy to watch it with them.

If you choose the Romance or Horror movies, you will get +1 popularity points. If you choose the Documentary, you will get +1 grades. If you choose the Arthouse film, everyone will fall asleep.

The following Friday, speak to the group again. Suggest a Raunchy movie. You will get +1 Horniness point.

If you join the group again, you will get the same options as the first week, and can gain additional popularity or grade points.

[OTV02] CLA Episode 1

On Sunday evening, go to the dorm and speak to the group of girls there. They tell you that they are watching their favorite show, Celebrity Love Archipelago, and ask if you want to join them.

If you accept, you will see an episode of the show, which introduces the contestants and shows them having a deep philosophical discussion. You will get +1 popularity but -1 grades.

[OTV03] CLA Episode 2

Watch the first episode of Celebrity Love Archipelago ([OTV02](#)). The following Sunday evening, go to the dorm and speak to the group of girls again. They will ask you to join them.

You will see one of the contestants discussing her date, another having her bikini bottoms stolen, and the third talking about how being famous is more important than anything else. You will get +1 popularity but -1 grades.

[OTV04] CLA Episode 3

Watch the second episode of Celebrity Love Archipelago ([OTV03](#)). The following Sunday evening, go to the dorm and speak to the group of girls there again. They will ask you to join them again.

You will see the contestants going naked in an attempt to have a private conversation, and looking at (and displaying) a full moon. You will get +1 popularity but -1 grades.

[OTV05] CLA Episode 4

Watch the third episode of *Celebrity Love Archipelago* ([OTV04](#)). The following Sunday evening, go to the dorm and speak to the group of girls there again. They will ask you to join them again.

You will see the TV contestants arguing over a boy, kissing each other, and then trying to deal with a jellyfish sting. You will get +1 popularity but -1 grades.

[OTV06] CLA Episode 5

Watch the fourth episode of *Celebrity Love Archipelago* ([OTV05](#)). The following Sunday evening, go to the dorm and speak to the group of girls there again. They will ask you to join them once again.

You will see the celebrities dancing naked. The girls watching it become aroused. You get +1 horniness and +1 popularity but -1 grades.

There are no other episodes of the show to unlock but you can continue to watch the show on Sunday evenings. Every time you watch it you will receive +1 popularity but -1 grades.



Others [OTH]

[OTH01] Drama Night

Visit the gym hall in the Sports Center on Wednesday night and talk to at least one of the people there.

[OTH03] The Second Dream

To get the second dream, you need to fully complete the "Order to the Chaos" Main Quest ([QM1](#)).

To do this, you will need to complete [STA01](#) (Miss Chang's Formula), [STA02](#) (The Interview), [STA07](#) (Spanking the English Teacher) and [STA16](#) (Stealing Priti's Password). If you hired Trixie during the interview ([STA02](#)), you will also need to complete [XTRA01](#) to hire Anna as the lab technician.

If you have not already done so, you will need to pass at least one rule at the Friday school board. Keep Discipline above 20 and at night you will get the Second Dream event.

If you have not already unlocked the Remove Skirts Rule (See [DEB02](#)), then the next weekday morning you will see a scene with Sally and Izzy running. The option to buy paddle will be unlocked. The option to propose new Corporal Punishment rule to remove skirts will become available.

[OTH04] The Third Dream (Rosie and Sarah)

Complete Little Sally Still Wants to Fight ([STA03](#)). Open the Recycle bin on your computer and read the (previously locked) April 16 entry. Go to the Teachers' Lounge and speak to Ruth about the old headmaster's journal. At night, you will then get the third dream and this event will unlock.

[OTH05] Dungeons and Dragons Part 1

On Sunday afternoon, go to the dorm and speak to the group of girls there. They are playing dungeons and dragons. Agree to watch them play. You will be joined by Miss Chang.

At the end of the game, you will be asked who had the best costume. You should choose Faye. If you do, then the following week Emily will be dressed in a skimpier costume.

[OTH06] Dungeons and Dragons Part 2

Complete Dungeons and Dragons Part 1 ([OTH05](#)). The following Sunday afternoon, go back to the dorm and speak to the group of girls.

At the end of the game, you will be asked who had the best costume. You should choose Emily. The other girls will agree to go to Priti's room to try on some new costumes.



[OTH07] Sally and the Towels

If you have not already done so, have your initial conversation with Sally on Monday, Tuesday, Wednesday or Friday afternoon. See Sally's Lost Keys ([OTH08](#)) for details.

On Monday afternoon, go to the men's changing room and click on the shower area. You will be told that if you go forward any further Sally will notice you.

Note: If you click on the towel rack and you will be told that there is one big towel and lots of small ones. This step is not required but helps explain the prank you are about to pull.

Click on the shower area, and Sally will ask you wait a couple of minutes. She will then come out of the shower and takes the big towel. This first scene will be unlocked in the replay menu.

The next Monday afternoon, go to the men's changing room and click on the shower area again. Click on the towel rack, and choose to grab the big towel. Click on the shower area, and Sally will again ask you to wait a couple of minutes. This time, when she comes out, she will be forced to use one of the small towels instead. This new scene will be unlocked in the replay menu.

[OTH08] Sally's Lost Keys

The first time you speak to Sally in the Sports Center changing room, she will apologize for exposing herself to you on Day 1. If you have not already done so, speak to Sally on Monday, Tuesday, Wednesday or Friday afternoon to have this initial conversation.

After you have had the initial conversation, then on Tuesday, Wednesday or Friday afternoon, you can talk to Sally in the changing room in the Sports Center. Initially, you will see Sally standing in front of the lockers. Speak to her about "more about you". After you do this, and after the first Board meeting ([OTH12](#)), you will see Sally in her underwear standing in front of the mirror instead. Speak to Sally again, and she will ask you if you have found a set of keys.

Complete Sally and the Towels ([OTH07](#)) and the Second Dream ([OTH03](#)). At the School Board, choose to open the Lake (see under Other Rules).

Note: you should ensure Discipline is 20+ before you do this, or grades will decrease by -2 every day the Lake is open. (See [REFG01](#) for details.)

The first weekday after you have the second dream ([OTH03](#)), Samantha will tell you that the groundskeeper (Jimmy) wants to talk to you about some keys. Once the Lake is opened, you can speak to him any morning. Ask him about the missing keys and he will give you Sally's keys.

On Monday, Tuesday, Wednesday or Friday afternoon, talk to Sally again. This time she will be standing naked in front of the mirror. You can choose to give her the keys or throw them to her. The event will unlock either way.

Fun note #1: the best option is to throw the keys and then admit you were being sneaky.

Fun note #2: Once you have completed this event, then when Sally helps you punish Rachel in class during the afternoon ([CLA06a](#)), you will see Sally wearing her volleyball uniform instead of her normal clothes.

[OTH09] Sally Tests Your Skills

If you go to the Sports Center on Thursday afternoon, you will see Sally with a group of students. If you talk to her, you will find that she is about to take them on a long run.

Teach a sports class on Thursday afternoon. After the lesson, you will take a shower, and the initial version of this event will play out. Sally will come into the changing room and wait for you to leave the showers before she gets in.

Note: These steps are not required but they provide some background information for the event.

Complete Sally's Lost Keys ([OTH08](#)) and Debbie's Pledge of Loyalty ([STD04](#)).

Once you have done this, teach a sports class on Thursday afternoon. After the lesson, you will take a shower. Sally will come into the shower and the full version of this event will play out. You will spank her and then have sex with her.

Note: until you have completed Sally's Lost Keys and Debbie's Pledge of Loyalty, Sally will not join you in the shower. However, the dialogue will change slightly depending on what you have done. If you threw Sally her keys (during [OTH08](#)) then you will mention seeing her naked. If you have made Debbie a prefect ([STD04](#)) you will mention the connection between you and Sally.

Fun note: after you have unlocked the full version of this event, then on Monday afternoons, if you go into the changing room and click on the shower area, then you will be able to join Sally in the shower and have sex with her again.

[OTH10] The First Group Medical

On the first Wednesday (Day 3), Nurse Kate will visit you if your office at the start of the day. You will agree to have medical inspections held on Thursday mornings in the gym. On Thursday morning, go to the gym hall in the Sports Center. You will see the inspection in progress and this event will unlock.

[OTH11] The First Dance Lesson

After you have hired Trixie as the Dance Teacher ([STA05](#) or [XTRA01](#)), visit the gym on Wednesday morning. You can stay and watch the class if you want, but even if you leave immediately the event is unlocked.

[OTH12] The First Board Meeting

This will happen automatically on the first Friday morning (day 5).

[OTH13] Faye the Faker

You can talk to the nurse in her office (in the sports Center) on Monday, Tuesday, Thursday or Friday afternoon.

The first time you speak to her, she tells you there are a few students who often see the nurse. You see Faye sleeping on a bed. The second time you speak to the nurse, Faye will come into the office, and the nurse will mention this is the second time this week Faye has been in.

Once you have \$250, buy the Butt Plug from Online Shopping | Sex Toys option on your office computer. It will arrive the next day. The Butt Plug is available from the start of the game, so you can order it even before you've spoken to the nurse.

Speak to the nurse for the third time. Faye will come in, and you will make sure she doesn't think about skipping any more classes. The scene will then unlock.

Fun note: If you speak to Faye in the dorm room on Tuesday evening, she will initially talk about how she used to be sexually harassed at her old school. But after this event is unlocked, if you talk to her she will mention how weird the butt plug felt instead.

[OTH14] First Date with Samantha

Make sure that you have at least \$60. Go to the school office and ask Samantha about "the local area" and then "ask her out for dinner". That evening, you will go on the date with Samantha.

Complement her outfit, order the house red, and choose to have the same as Samantha. Ask about her interests, and then say that you are keen on home improvements. Ask about her sister and her love life.

Your waitress, Arabella will then ask you about the school. You find that she is currently being homeschooled by her mother Patricia, who is also the manager of the restaurant.

Arabella will bring the wrong order. Chose to "Intervene" and then "go check it out". You will see Arabella about to be spanked by her Patricia. Open the door a little further, and then say that "actually, I do mind".

At the end of the meal say that it was delicious and then pay for everything. The bill will be \$60. Samantha will kiss you and you'll say that you thought dinner went very well.

Game note: if you press "skip day", you will not go on the date. (Pressing "skip period" is OK.) You will still get the date on any following day where you don't press "skip day".

[OTH15] Meeting Lily

The morning after your date with Samantha (OTH14), you will get a scene where Samantha is talking to Lily, her sister. Lily is trying to borrow some money from Samantha, and asked about her date with you. Lily then tells you that she used to have to spank Samantha when she was younger.



Endings [END]

[END01] The Student Revolt

This is a bad ending, which means you have failed. It can happen at any time if Discipline falls to zero.

[END02] Ruth Asks Some Questions

This is another bad ending, which means you have failed. It can happen at any time if Grades falls to zero.

If both grades and discipline fall to zero at the same time (e.g. if you force Priti to strip, see [XTRA02](#)), then you will get the Student Revolt ([END01](#)), not this ending.



Extra Events Not in the Replay Menu [XTRA]

Note: These are not actual events in the replay menu, but you may need to do these before completing some of the other events.

[XTRA01] Making Trixie the Dance Teacher

If you accept Trixie's offer of a blowjob during the interview ([STA02](#)), you will then hire Trixie as the lab technician. That evening, visit Miss Chang in her classroom. She will insist you fire Trixie.

The following day, use your office phone to summon Trixie. You will appoint her as Dance Teacher and hire Anna, the other candidate, as the lab technician. Speak to Miss Chang in the evening, and she will thank you and you will get +1 Influence Point.

[XTRA02] Priti's Photoshoot: Ordering Her to Strip

During Priti's Photoshoot ([STA17](#)), you can choose to "order her to strip" or "trick her". For the "trick her" option, see [STA18](#).

If you choose "order her to strip", then after you've taken the photos, you will need to choose to "stop". If you choose to "keep going", you will be interrupted by the School inspector Ruth, and you'll get a bad game ending.

The following morning, Samantha will tell you that Priti was seen running from your office in tears. Your grades, discipline and popularity will all decrease by 10. If this causes grades or discipline to fall to zero, you will get an immediate bad game ending. This can include either the Student Revolt bad ending ([END01](#)) or the "Ruth Asks Some Questions" bad ending ([END02](#)).

When you give Mr Wilson the photos of Priti being forced to strip, he will complain about the fact that she is not smiling. You will only get +1 influence point, instead of the +2 influence points you would get from the other two paths (either [STA19](#), hiring the prostitute for him or [XTRA03](#), tricking Priti into stripping).

Fun note: if you chose to order her to strip, you can then view the photos you took using the Photo Album app on your computer.

Not-so-fun note: if you chose to order her to strip, then if you speak to Priti in the classroom hall on Tuesday morning, you will realize that she has been traumatized by your actions. You will not be able to do an underwear inspection on her. (However, once you start Chapter 2 of the game, you will be able to inspect her again.)

[XTRA03] Priti as a Picture (Alternative Paths)

If you want to both complete the "Priti as a Picture" staff quest (QWIL) and fully unlock all the events in the replay menu, you will need to complete [STA01](#), [STA16](#), [STA17](#), [STA18](#) and [STA19](#) in order.

However, if you just want to complete the staff quest and don't mind about unlocking all the items in the replay menu, there are a couple of alternative ways of completing the staff quest.

Alternative path #1:

After you have completed Priti's Photoshoot ([STA08](#)) and visit Mr Wilson in the evening, you can simply agree to hand over the photos of Priti. This will give you 2 influence points, but it means that the "Wanna Buy Some Candy" event ([STA19](#)) will not unlock.

Alternative path #2:

You do not have to complete Priti's Pictures ([STA17](#)) or Priti's Photoshoot ([STA18](#)). Instead, after you hire Trixie ([STA05](#) or [XTRA01](#)) and steal Priti's password ([STA16](#)), visit Mr Wilson in the evening to hand over the password. Visit him again the following evening and ask for "more help with the board". Refuse when he says he wants nude pictures of Priti. You can then agree to give him a night with a prostitute instead.

This will allow you to unlock the "Wanna Buy Some Candy" event ([STA19](#)) but you will not be able to unlock Priti's Pictures ([STA17](#)) or Priti's Photoshoot ([STA18](#)).

Note: you can change your mind about whether you take the nude pictures of Priti or not. To do this, visit Mr Wilson in the evening. Speak to him about the "photos of Priti". You will then tell him "I've decided to help you" (if you want to take the photos) or "I've changed my mind" (if you don't want to take the photos).

[XTRA04] Selling Photos to Mykock

The morning after you complete Priti's photoshoot ([STA18](#)), Mykock will visit you and offer to buy a copy of the photos. If you agree he will pay you \$300.

He will then offer to buy photos you take of any of the girls during a private punishment, and you will agree. From that point onward, if you take photos of a girl during a private punishment, you will receive an extra \$100.

Note: if you order Priti to strip, instead of tricking her (see [STA17](#)), this event will not unlock.

[XTRA05] Miss Potts Teaching Outside

Complete Spanking the English Teacher ([STA07](#)), and do a patrol. You will see Miss Potts reading to her class outdoors.

You tell yourself that none of the girls are in your classes so you haven't had much interaction with them, and because you usually see the same girls, you sometimes forget you are running an entire school with dozens of students.

You are told that the more progress you make training the staff, the more you will see these girls being punished around the school.

[XTRA06] Debbie: Further Class Events

There are three very different versions of the "Debbie the Bully" class event ([CLA07](#)). They will all randomly happen when you teach a class.

First version: this shows Debbie with Lucy in a headlock. It is available from the start of the game. This is the version you will see when you unlock the event in the replay menu.

Once you have raised Debbie to punishment level 3 (see [DEB03](#)) this event will no longer occur.

Second version: this will happen once you have raised Debbie to punishment level 4 and passed the Very Strict Uniform Policy (see [DEB05](#)). You are told that all the girls are behaving themselves and even Debbie is doing her work. You will get 2 grade points. At the end of the class Donna will tease Debbie and Debbie will hit Donna. You will automatically choose to punish Debbie after school.

Note: if you have not passed the Very Strict Uniform Policy, then you will not see the scene where Donna teases Debbie. You will get 2 grade points but you will not get the opportunity to punish Debbie.

Third version: once you have made Debbie a Prefect ([STD04](#)), then you will see a scene where Debbie is carrying out an underwear inspection on three students. You will get 2 Discipline and 2 Grade points.

[XTRA07] Debbie & Cassandra Hallway Interactions

On Wednesday mornings, you will see (and can speak to) Debbie and Cassandra in the classroom hallway. At first, the two girls will be disrespectful.

Once you have raised Debbie to level 4 (see [DEB04](#)), she will become (slightly) more respectful. Once you have made Debbie a prefect (see [DEB08](#) and [STD04](#)) then you will see her doing an underwear inspection on Cassandra.

[XTRA08] Cassandra and Faye Patrol Scene

This is an extra patrol scene that is not included in the replay menu. To see it you, will need to unlock Cassandra's student quest.

To do this, you will need to complete Cassandra's Shocking Realization ([STC01](#)) by raising Cassandra to punishment level 2 and spying on Debbie's room twice.

The following day, check your email (on your office computer). You will see an email from Mr Mykock. It says that a number of wealthy individuals have expressed an interest in visiting the school, and that he suggests you find a student to take them on a guided tour. You tell yourself that a girl trained to be the perfect hostess would be of great use to you. You think about choosing Cassandra. This will unlock Cassandra's student quest.

You can then do a patrol. You will see Cassandra smiling, but she is still rude to Faye when Faye tries to speak to her. You realize that transforming Cassandra into a hostess for the school is going to take a lot of work.

[XTRA09] Ada Campbell

Ada Campbell is a new girl who joins the school. To get Ada to join the school, you will need to complete Debbie's Pledge of Loyalty ([STD04](#)) to make Debbie your prefect, and complete Maxine's Demand ([PAP02](#)). (You do not have to complete [PAP03](#), Lucy's Request.) You also have to visit Mr Wilson for the first time (see [STA16](#)).

The following weekday morning, Samantha will tell you that Mr Mykock is sending a new girl to the school and she will arrive the following morning.

The following morning you will see a scene where Ada arrives at the school and you talk to her. You can then see Ada in the classroom hall on Monday afternoons.

If you have not unlocked Ada by the time you pass the school rule to punish the girls yourself, then immediately after the school board meeting, you will see the scene where Ada arrives before the How to Discipline a Young Woman scene ([CLA11](#)) plays out.



[End of Game Guide Part 1]

THE HEADMASTER

by Altos & Herdone

GAME GUIDE PART 2: CHAPTER 2



**For version 0.15.3.1 Public
(Public Release)**

By:	Phil5k
Last modified:	2024-03-09

TABLE OF CONTENTS: GAME GUIDE PART 2

Note: Parts of this guide use small codes, like [QM1] to reference other parts of this document. Click [\[here\]](#) for more information.

Introduction to Game Guide Part 2

Introduction to Game Guide Part 2.....	164
--	-----

Game Quest Walkthrough (Chapter 2)

Introduction.....	168
Quest Walkthrough Contents.....	169

Chapter 2: Main Quests [QM].....	170
[QM4] Leave No Girl's Behind.....	171
[QM5] Who's Pulling Mycock?.....	172
[QM6] Many Hands for Many Bottoms.....	175

Chapter 2: Staff Quests.....	181
[QPOT2] Teaching Miss Potts: Part 2.....	182
[QSAL] Sally Learns the Ropes (Chapter 2).....	186

Chapter 2: Student Quests [QST].....	190
[QDEB2] Debbie: Taming a Prefect (Part 2).....	191
[QRAC1b] Rachel: The Headmaster's Pet (Part 1: Chapter 2).....	195
[QRAC2] Rachel: The Headmaster's Pet: Part 2.....	201
[QAMY] Amy: The Spanking Connoisseur (Chapter 2).....	213
[QPRI] Priti: The Reluctant Rebel.....	216
[QEM] Emily: The Accidental Nudist.....	235
[QCAS] Cassandra: The Hostess with Mostess.....	238
[QHAR] Harriet: Maid for Punishment.....	248
[QMAX] Maxine: Pride and President.....	254

Replay Menu: Event Guide (Chapter 2)

Replay Menu: Table of Contents.....	262
The Replay Menu.....	268

Staff Quests (Replay Menu) [STA].....	269
Student Quests (Replay Menu): Debbie [STD].....	271
Student Quests (Replay Menu): Rachel [STR].....	272

Student Quests (Replay Menu): Amy [STY].....	281
Student Quests (Replay Menu): Cassandra [STC].....	284
Student Quests (Replay Menu): Priti [STP].....	288
Student Quests (Replay Menu): The Twins [STW].....	296
Student Quests (Replay Menu): Harriet [STH].....	298
Student Quests (Replay Menu): Emily [STE].....	300
Student Quests (Replay Menu): Maxine [STX].....	301
Punishments [PUN].....	306
Class Events [CLA].....	308
Patrol Events [PAT].....	317
Weekend Patrol Events [WEP].....	322
Sports Coaching [SPT].....	324
Spying [SPY].....	331
Paperwork [PAP].....	335
At Home [HOM].....	337
At the Office [OFF].....	343
Around the School [SCH].....	350
Others [OTH].....	356
Holiday Specials [HOL].....	357
Extra Events Not in the Replay Menu [XTRA].....	358



INTRODUCTION TO GAME GUIDE PART 2

Welcome

This part of the game guide is designed to help you play Chapter 2 of The Headmaster, by Altos and Herdone. In Chapter 1 of the game, you played the role of a new headmaster appointed to a private school. You passed a series of rules to help implement your disciplinary methods.

Chapter 2 begins after you successfully pass a rule to allow you to spank the girls yourself. You now need to ensure that school grades quickly increase to ensure the girls pass a test and prove the validity of your techniques.

As with Chapter 1, there are multiple tasks that you will need to complete. You will have to keep grades and discipline as high as possible, to prevent a bad ending. You will have to earn money in order to buy the equipment and other resources you require. And you will need to find ways to gain influence with the other teachers in order to win their support, and pass additional school rules.

Game Chapters & Game Guide Volumes

The game is currently split into two "chapters". Chapter 1 can be considered the "introduction", and Chapter 2 (which is still in development) is the "middle game". The intention is that once Chapter 2 is complete, then Chapter 3 will be added, which will be the "later game". It is likely that there will also be a Chapter 4, which will be the "end game".

Part 1 of the game guide covers Chapter 1 of the game. Part 2 (this volume) covers Chapter 2 of the game, and Part 3 provides some additional information, including a detailed punishment guide, details about the cheat menu, and several reference tables.

Please note that there are several events and objectives that you can complete in either Chapter 1 or 2. Do not worry if you do not complete all the Chapter 1 actions before you start Chapter 2 – you will be able to complete them later.

Starting Chapter 2

In normal gameplay (i.e. where you play from the start of the game) you will automatically start Chapter 2 of the game when you complete the main quest "A Man's Work" and pass the rule allowing you to spank the schoolgirls yourself.

You will then see two large events: How to Discipline a Young Woman ([CLA11](#)) on a Friday afternoon, where you hold a special class to demonstrate your punishment methods. This is followed by A New Chapter ([OTH16](#)) on the

following Monday morning where you and your prefect Debbie carry out an underwear inspection on the girls.

However, when you start a new game, you can also choose to start the game at the beginning of Chapter 2, instead of from the very beginning. This is not recommended for new players. However, it provides a method for more experienced players to quickly skip ahead.

Game Guide Contents

This is not a linear game. Instead, you will often find yourself trying to complete several different objectives at once. Because of this, it is not possible to provide a standard step-by-step walkthrough. Instead, this guide has two main sections, which are designed to help you with the individual quests and other actions that you will need to complete:

- The **quest walkthrough** explains how to complete all the quests in the game – the main quests, teacher quests and student quests.
- The **replay menu guide** provides information about how to unlock and complete all the key events in the game (which are then shown in the game replay menu).

You may also wish to refer to the Game Guide Part 3, which includes additional information, including information on the cheat menu, the holiday special bonus games that you can unlock, and other general reference information, including notes about gaining influence and horniness points, passing rules, and grade management.

Quick Codes

Several parts of this guide use short codes e.g. [QM1] to refer to other parts of this document. You can see these codes beside the heading of each section. You can do a search on this code (include the square brackets) to jump directly to that section of the guide.

Originally, this document was a plain text file, and these short codes were essential to help people navigate the document. Most of them have now been hyperlinked so you can just click on them to jump to the relevant section of the document instead.

Please note that some codes will refer to sections in a different volume of this guide. If you are using the complete version of the guide (which includes all 3 volumes) then this will not affect you. However, if you are using separate volumes, then some of the links will no longer work and you will have to do a manual search.

Important Note

This game is still in development. This means that things are likely to change. There are also likely to be bugs. I try to keep this guide up to date, but I don't always have the time to fully playtest every release.

So if you find things which are wrong, or don't seem to be working, please post a message in this forum and I'll check it out.

Good luck, and enjoy your time as the new Headmaster!



GAME QUEST WALKTHROUGH (CHAPTER 2)



Introduction.....	168
Quest Walkthrough Contents.....	169
Chapter 2: Main Quests [QM].....	170
Chapter 2: Staff Quests.....	181
Chapter 2: Student Quests.....	190

INTRODUCTION

Using the Walkthrough

This walkthrough is not meant to be followed in strict order. You will find that you will usually be trying to complete several quests at one time. For example, you may have to save up money to buy an item to allow you to complete one quest, but while you are waiting you might be able to continue with a different quest.

Sometimes, you need to complete part of one quest in order to progress a different quest. For example, in order to complete Priti's student quest, you will also need to progress Harriet's quest as well.

Therefore, please use this walkthrough as a guide, not as step-by-step instructions.



Quest Walkthrough Contents

Chapter 2: Main Quests [QM]

[QM4] Leave No Girl's Behind.....	171
[QM5] Who's Pulling Mycock?.....	172
[QM6] Many Hands for Many Bottoms.....	175

Chapter 2: Staff Quests

[QPOT2] Teaching Miss Potts: Part 2.....	182
[QSAL] Sally Learns the Ropes (Chapter 2).....	186

Chapter 2: Student Quests

[QDEB2] Debbie: Taming a Prefect (Part 2).....	191
[QRAC1b] Rachel: The Headmaster's Pet (Part 1: Chapter 2).....	195
[QRAC2] Rachel: The Headmaster's Pet: Part 2.....	201
[QAMY] Amy: The Spanking Connoisseur (Chapter 2).....	213
[QPRI] Priti: The Reluctant Rebel.....	216
[QEM] Emily: The Accidental Nudist.....	235
[QCAS] Cassandra: The Hostess with Mostess.....	238
[QHAR] Harriet: Maid for Punishment.....	248
[QMAX] Maxine: Pride and President.....	254



CHAPTER 2: MAIN QUESTS

[QM]



[QM4] Leave No Girl's Behind.....	171
[QM5] Who's Pulling Mycock?.....	172
[QM6] Many Hands for Many Bottoms.....	175

[QM4] Leave No Girl's Behind

Description

You are finally able to punish the girls yourself and grades and discipline are bound to increase rapidly as a result. Ruth will be giving the girls a test soon and every single girl needs to pass with flying colors. You will need to improve overall grades by teaching lessons and you will need to focus on any individual girls who may be falling behind.

Unlocking this Quest

This quest is unlocked at the start of Chapter 2. Chapter 2 starts on the first weekday after you complete the "A Man's Work" main quest ([QM3](#)) and see the How to Discipline a Young Woman event ([CLA11](#)) and the New Chapter event (see [OTH16](#)).

Ruth will meet you in your office and remind you of her conditions for allowing you to continue to spank the girls. You will then receive a message saying you have a new main quest:

You have a new main quest. You must raise the girls' Grades to 100 before Ruth sets her exam. The girls' Grades will increase by one per day once Discipline hits 60 and by two per day when Discipline hits 80. However, poor-performing students will bring down the average. The higher overall Grades are the more of an effect this will have.

[QM4.1] Achieve 100 grades

Increase your grades to 100. See [REFG05](#) for some hints about how to do this. The following weekday morning (if your grades are still above 100), then you will get the following message:

Well done for getting grades to 100! Unfortunately, this is just a temporary placeholder ending for the current main quest. Grades will no longer decline and the story will continue soon.

Note: You need to play at least 2 weeks of game time before you see the placeholder end message. If you achieve 100 grades within 2 weeks of Chapter 2 starting (which can only be done by use of the cheat menu) then you will see this message on the Monday morning of the third week.

[QM4.2] Placeholder Ending

Full description = This quest is still a work in progress. It can be complete this update but there is currently only a placeholder ending.

[QM5] Who's Pulling Mykock?

Description

As Ada pointed out, the school is behind a restrictive firewall. All digital communications on campus are being monitored and controlled. Who are the people behind the scenes pulling all the strings? With no way of contacting them directly, Mr Mykock warned you not to ask about them. However, perhaps you can learn more about their intentions by listening to their requests.

Unlocking this Quest

This quest is unlocked at the start of Chapter 2. Chapter 2 starts on the first weekday after you complete the "A Man's Work" main quest ([QM3](#)) and see the How to Discipline a Young Woman event ([CLA11](#)) and the New Chapter event (see [OTH16](#)).

During the New Chapter event ([OTH16](#)), you will speak to Ada, who tells you she is unable to make any calls to her family or friends at home. You say that you will take a look at her phone for her.

[QM5.01] Give Ada's phone to Miss Chang after school

In the evening, speak to Miss Chang in her classroom. She tells you that the school exists behind a complex firewall much like the one in China. You ask Chang to install some spyware on Ada's phone before you return it. A new icon is then available on your office computer.

[QM5.02] Find Ada in the hallway and return her phone

Full description = (2) Find Ada in the hallway (on Monday afternoon) and return her phone.

Speak to Ada in the classroom hallway on Monday afternoon. You will return her phone and tell her about the school firewall.

Note: if you have not spoken to Ada before, then you will have an initial conversation with her, where you ask her how she is settling in. You will then need to wait a week and speak to her the following Monday afternoon before you can return her phone and tell her about the firewall.

[QM5.03] Check for an email from Mr Mykock

Check your email (on your office computer). There will be an email from Mr Mykock. He will tell you that the school owners have cloned her social media

page and are allowing her to post to the false social media website. He says that they have provided (fake) feedback to Ada about what she should photograph.

[QM5.04] Wait for a day and read the response

Check your email (on your office computer). There will be an email from Mr Mycock. He will tell you that the school owners have cloned her social media page and are allowing her to post to the false social media website. He says that they have provided (fake) feedback to Ada that she should photograph the twins.

He also tells you that Ada took several candid shows of the twins and other students which she has hidden on her phone.

[QM5.05] Watch Ada's Video Diary

Full description = (5) Watch Ada's Video diary for clues on her secret photographs.

View Ada's video of the twins on your computer. You access it by using Miss C's Spyware | Ada Campbell's phone | Video Diary | The Twins.

Note: you can watch the other videos as well, for background information, but this is not required to complete this action.

In the video, Ada admits that she's taken a few candid shots which she has hidden on her phone. You then are able to change the phone settings to show the hidden folders.

[QM5.06] View Ada's photos

Full description = (6) View Ada's photos and look through the hidden folders

View Ada's candid pictures of the twins on your computer. You access it by using Miss C's Spyware | Ada Campbell's phone | Photos | Candid Photos of the Twins.

Note: you will see another folder as well, named Secret Selfies, that show pictures of Ada nude. You can look at these pictures as well, although this is not required to complete this action.

After you have looked at the photos, you tell yourself that Mycock was right, and that Ada is displaying some voyeuristic tendencies. You wonder what the other girls would make of Ada photographing them in the changing rooms.

[QM5.07] Find another way to engage with the school's owners

Full description = (7) Find another way to engage with the school's owners - speak with Maxine.

To complete this, you need to complete the first 4 actions in Maxine's "Pride and President" student quest ([QMAX01](#) to [QMAX04](#)). At the end of this, Maxine will come to your office with a proposal for the school owners to donate to a charity fundraiser. This quest action will then be completed.

[QM5.08] Complete Maxine's quest

Full description = (8) Complete Maxine's student quest: Pride and President.

To complete this, you need to complete Maxine's fundraiser week. See actions [QMAX05](#) to [QMAX14](#) in Maxine's "Pride and President" student quest.

As part of this of this, you will need to pass a new school rule allowing girl to wear non-uniform clothing as part of an approved charity fundraiser. This will automatically start Maxine's fundraiser week. This quest action will be completed at the end of the fundraiser week.

[QM5.09] Mycock is Sending His Secretary to Campus

Full description = (9) You didn't learn much from this set of requests. However, Mr Mycock is sending his secretary to campus to discuss Ada's punishment. Perhaps she will be a fertile source of inside information.

After Maxine's fundraiser week, wait until the following Friday. Mycock's secretary, Miss Reilly Goodhead, will visit. She will attend the school board and demonstrate the new school uniform that has been designed.

[QM5.10] Find another way to engage with the school's owners

Full description = (10) Reilly has said she will return, with more requests and guidance. She's been tight-lipped so far, but there must be something that can loosen her resolve. COMING SOON.

This is not available in the game yet.

[QM6] Many Hands for Many Bottoms

Description

After the girls received disappointing grades on their history assignment, I had no choice but to punish the entire class. Miss Newman offered to assist me, however, that would mean leaving her own class unattended for a significant period of time. If only I had more fully trained disciplinarians; with a whole team I could punish the girls quickly and efficiently.

Plus, by making the girls experience pain, pleasure and humiliation together I can begin to influence the class's group mentality; focusing their minds not only on their school work but on working together as a team.

Unlocking this Quest

This quest is unlocked near the beginning of Chapter 2. If you have not already done so, you need to teach your first class in Chapter 2. During that class, Cassandra will make some pointed comments comparing you to the autocratic monarchs and oppressive regimes you are teaching the class about.

Wait until the following Sunday evening. You will tell yourself that you are going to have to stay up late to mark the essays that you gave the girls about Napoleon.

The following morning (Monday), you will see a scene with Sally before school. You tell Sally that you are a little tired because you had to stay up late marking the history essays. You tell her that the girls did not do well and that you are going to have to punish almost the entire class.

During the day, teach a class. You will then carry out your first class punishment. This involves spanking most of the girls in the class. At the end of the class you will be given the option to get the girls to hold hands or hug. However, when you carry out this event, you will not have enough Class Unity to get them to hug. You will have to get them to hold hands.

Note: the "hug" option will be displayed in red to show that the option is not yet available.

[QM601] Advance Amy's Student Quest

Full description = (1) Amy would make ideal training dummy. Continue punishing her after school and convince her to accept the role. Advance Amy's Student Quest: The Spanking Connoisseur.

To complete this action, you need to raise Amy to level 5 and assign her a role as a practice subject to help train other staff and Prefects in the art of discipline. See Amy's student quest, The Spanking Connoisseur ([QAMY01](#) to [QAMY19](#)) for details.

[QM602] Complete Debbie's Quest Training a Prefect 1

Full description = (2) Debbie has amazing potential but her loyalty cannot be guaranteed. **Complete Debbie's Student Quest: Training a Prefect.**

You need to complete Debbie's student quest Training a Prefect (part 1). To do this, you need to raise her to punishment level 6 and tell her to give you a blowjob. You should then warn her when you are about to cum. Afterwards, you will speak to Debbie and agree to make her your apprentice. For details, see [QDEB101](#) to [QDEB104](#).

The following day, you will see a special scene with Debbie at the start of the afternoon. Debbie wants to spank a girl, but you tell her that she needs some formal training before she can punish the other girls. This action will then change to [QM603](#).

[QM603] Reward Debbie to Keep her on Side

Full description = (2) Debbie has amazing potential but her loyalty cannot be guaranteed. Reward her to keep her on side. **Advance Debbie's Student Quest: Training a Prefect 2.**

You need to complete the first step of Debbie's student quest, Training a Prefect – Part 2 ([QDEB21](#)) by having a threesome with Debbie and Rachel.

To do this, you first need to fully complete Rachel's first student quest, "The Headmaster's Pet" ([QST02a](#) and [QST02b](#)). You then need to progress Rachel's second student quest, "The Headmaster's Pet: Part 2" until Debbie and Rachel have a threesome with you. See [QRAC201](#) to [QRAC203](#).

[QM604] Advance Claire's Staff Quest

Full description = (3) Claire has the potential to be a decent disciplinarian, continue her training. **Advance Claire's Staff Quest: Training Miss Potts.**

You need to complete Miss Potts' first staff quest, Training Miss Potts ([QPOT1](#)) and steps [QM601](#) and [QM603](#) of this quest (which involves progressing the student quests for Amy and Debbie).

Miss Potts will then visit you the following morning. She tells you that she has reflected on how she treated Mary unfairly, and that she is ready to continue her training to become a disciplinarian.

Once Miss Potts has spoken to you, the ability to hold after school staff training sessions is unlocked.

[QM605] Hold Staff Training Session 1

Full description = (4) Claire and Debbie are ready for training and Amy is willing to act as training dummy. Don't order any girls to your office for punishment and **hold a Staff Training Session**.

In the evening, when you are asked if you wish to summon a girl for punishment, choose the after school staff training option.

Note: You can only hold a staff training session if no other girls have been ordered to your office. For example, if you taught a class that day and ordered a girl to be punished after school, you will not be able to hold a staff training session

You will then teach your first staff training session with Miss Potts and Debbie. They will both practice giving a hand spanking to Amy. At the end of the session, Miss Potts tells you that something is bothering her. You agree to visit her at her apartment later.

[QM606] Claire has Concerns

Full description = (3) Claire has concerns about her training. Find out what they are before the next lesson. **Advance Claire's Staff Quest: Training Miss Potts.**

In the evening, visit Miss Potts' apartment. You can visit her any night (including weekends) except Wednesday. You can choose to say "I am here to see you" or "I am here for your training". That affects the dialog and the scenes you can see, but the quest action will complete regardless of what you choose.

During your visit, you will discuss Claire's concerns about Debbie, and the sexual nature of your punishments. Claire says she is anxious about providing sexual pleasure to the girls herself.

If you previously said "I am here to see you", you will take Claire to bed and make love with her. If you said "I am here for your training", you will decide whether to take her to bed, or bend her over the table before you spank and fuck her. Regardless of which option you choose, you will get +1 influence.

This will unlock actions [QM607](#) and [QM608](#)

[QM607] Claire Needs to Experience Discipline by Other Women

Full description = (3) Claire needs to experience discipline at the hands of other women. Advance Claire's Staff Quest: Training Miss Potts.

You need to progress Claire's staff quest, Training Miss Potts – Part 2 by getting the Twins to punish Miss Potts.

If you have not already done so, you need to complete Heels and a Handbag ([STW07](#)), where the Twins play a practical joke and strip Miss Potts. You will then see The Twins Public Shaming ([STW08](#)), where the twins get a naked public spanking in front of the other students. See [QPOT23](#) for details of how to complete this.

Note: if you complete the Twins Public Shaming after you have visited Miss Pott's apartment to discuss her concerns (QM606), then there is another step you need to do. You need to visit Miss Potts at her apartment again.

You can choose to either say "I am here for you", or "I am here for your training". However, during the visit you must discuss "a punishment from the twins". You will then be able to complete the rest of this event.

If you have not already done so, you also need to complete Drama Night 2 before you can continue with this quest. To do this, you need to visit the gym in the sports center on Wednesday evening. You will see Emily giving out new costumes for the school play.

On Wednesday evening, go to the gym in the sports center. You will see the girls rehearsing for the play again. You will see them using a rope and pulley system with a harness to allow them to lift Donna into the air.

After the rehearsal, the twins will punish Miss Potts. This includes spanking her with a crop, tickling her, anally penetrating her with a rubber penis, and using a vibrating wand on her. At the end of the punishment the twins forgive Miss Potts. You will get +1 influence.

[QM608] Continue Staff Training Sessions (Session 2)

Full description = (4) Claire and Debbie are ready for training and Amy is willing to act as training dummy. Don't order any girls to your office for punishment and **hold a Staff Training Session**.

In the evening, when you are asked if you wish to summon a girl for punishment, choose the after school staff training option.

Note: You can only hold a staff training session if no other girls have been ordered to your office.

You will then give Miss Potts and Debbie another training session. They will both practice spanking Amy with a ruler. At the end of the session, you tell Debbie that she needs to be able to make a lot of woman orgasm. You tell Debbie she needs to practice cunnilingus on Amy. Amy says that her friend Tia will be there as well.

[QM609] Debbie has Homework to Do

Full description = (2) Debbie has homework to do and needs another reward. Advance Debbie's Student Quest: Training a Prefect 2.

After you have completed the second staff training session, you need to spy on Amy's room twice. You will see Debbie practicing cunnilingus with Amy and Tia. The first time, Amy and Tia will give Debbie a big orgasm. The second time, you will see Debbie practicing cunnilingus on Tia and Amy. (See [QDEB24](#) and [QDEB25](#) for details of the spy events where Debbie is practicing cunnilingus.)

If you have not already done so, you also need to complete the first dildo training session with Rachel. This involves buying some dildos before holding the dildo practice session. (See [QRAC205](#) and [QRAC206](#) for details of buying the dildos and holding the practice session.)

During the day, use your office phone to summon Debbie and Rachel to your office. You will give Debbie a wearable dildo and she will fuck Rachel at the same time as Rachel is giving you a blowjob. (See [QDEB27](#) for details about the threesome with Debbie.)

Note: you only need to complete Rachel's first practice with the small dildo. You do not have to complete any of her additional dildo practice sessions.

Once you have completed this action you can hold the third after school staff training session ([QM610](#)). You do not need to complete Miss Potts' punishment by the twins ([QM607](#)) before you hold the third training session.

[QM610] Continue Staff Training Sessions (Session 3)

Full description = (4) Claire and Debbie are ready for training and Amy is willing to act as training dummy. Don't order any girls to your office for punishment and hold a Staff Training Session.

In the evening, when you are asked if you wish to summon a girl for punishment, choose the after school staff training option.

Note: You can only hold a staff training session if no other girls have been ordered to your office.

You will then give Miss Potts and Debbie another training session. You demonstrate how to give to perform a proper body search on a girl.

Miss Potts and Debbie then practice doing a body search on Amy. Debbie is rude to Miss Potts, and you say you will punish Debbie the following day. You then have sex with Amy while Debbie watches.

[QM611] Still Much to Learn

Full description = Claire and Debbie still have much to learn before they are fully fledged disciplinarians. COMING SOON.

You have reached the current end of the main quest Many Hands for Many Bottoms.



CHAPTER 2: STAFF QUESTS



[QPOT2] Teaching Miss Potts: Part 2.....	182
[QSAL] Sally Learns the Ropes (Chapter 2).....	186

[QPOT2] Teaching Miss Potts: Part 2

Description

When I first arrived at school, the English teacher, Claire, was unable to control her class and the disruption was affecting the entire school. By taking on the role of Claire's mentor and disciplining her myself, I was able to show by example how to dominate the students and make them behave.

Unfortunately, the usually quiet and timid teacher enjoyed her newly discovered dominant side a little too much. Drunk on power she abused one of the twins, Mary, with an excessive and unwarranted punishment. I punished Claire myself to make sure that wouldn't happen again.

I also decided to give her formal disciplinary training, so that future punishments would be of the highest standard. But how will the straight woman perform when it comes to sexually pleasuring the girls? How will our sexual activities with the students affect our own relationship?

Unlocking this Quest

You will need to complete Miss Potts' first staff quest, Teaching Miss Potts (part 1). This involves carrying out several evening training sessions with her, including watching her give a poor punishment to Mary, and then giving Miss Potts a deliberately bad punishment in your office.

You also need to raise Amy to Punishment Level 5 and make her your practice subject, and raise Debbie to Punishment Level 6 and agree to make her your apprentice. You also need to carry out your first class punishment. See [QPOT1](#) for details.

Miss Potts will visit you in the morning. She tells you that she has reflected on how she treated Mary unfairly, and that she won't make the same mistake. She says she is ready to continue her training to become a disciplinarian. At the end of the meeting, this quest will unlock.

Note: The Potts Penalty

During every weekday evening, you will get a message about whether Miss Potts was able to control her class or not. If she was unable to control her class, you will lose -1 discipline. For more details about how the Potts Penalty is calculated, please see [REFR03](#).

[QPOT21] Hold a Staff Training Session

Full description = (1) After Claire's disastrous first punishment with Mary, she clearly needs more training. I need to **make sure no girls are sent to my office for punishment** so I have free time, then I need to **hold a staff training session**.

In the evening, when you are asked if you wish to summon a girl for punishment, choose the after school staff training option.

Note: You can only hold a staff training session if no other girls have been ordered to your office. For example, if you taught a class that day and ordered a girl to be punished after school, you will not be able to hold a staff training session

You will then teach your first staff training session with Miss Potts and Debbie. They will both practice giving a hand spanking to Amy. At the end of the session, Miss Potts tells you that something is bothering her. You agree to visit her at her apartment later.

[QPOT22] Visit Claire's Apartment in the Evening

Full description = (2) Claire did well in her first training session, although she told me afterwards she has some serious concerns. **Visit her apartment in the evening**.

In the evening, visit Miss Potts' apartment. You can visit her any night (including weekends) except Wednesday. You can choose to say "I am here to see you" or "I am here for your training". That affects the dialog and the scenes you can see, but the quest action will complete regardless of what you choose.

During your visit, you will discuss Claire's concerns about Debbie. She also says she is anxious about providing sexual pleasure to the girls herself.

If you previously said "I am here to see you", you will take Claire to bed and make love with her". If you said "I am here for your training", you will decide whether to take her to bed, or bend her over the table before you spank and fuck her. Regardless of which option you choose, you will get +1 influence.

Note: you should visit Miss Potts another night and choose the other reason for visiting her. For example, if you originally chose to say "I am here to see you" then you should say "I am here for your training" the second time. This will give you another influence point.

Before you can continue, you also need to complete Heels and a Handbag (STW07) and The Twins Public Shaming (STW08). During this, the Twins play a practical joke and strip Miss Potts. They then get a naked public spanking in

front of the other students. If you have already seen this, please see [QPOT25](#). If you have not seen this, see [QPOT23](#).

If you have not already done so, you also need to complete Drama Night 2 before you can continue with Miss Potts' quest. To do this, you need to visit the gym in the sports center on Wednesday evening. You will see Emily giving out new costumes for the school play.

[QPOT23] Wait for the Twins to Get in Trouble

Full description = (3) Give Claire experience at being punished by other women. Perhaps she can be convinced to let Mary get even with her.

Wait for the twins to get in trouble.

Complete the Twin Swap events Part 1 to Part 6 ([STW01](#) to [STW06](#)). This includes spying on the twins and finding out that they intend to cheat on a test. They then get punished and you inspect Mary before class.

The following day, teach a class. Louise will speak with you, and tell you she is worried about Mary and angry about Miss Potts. You tell yourself that the next time the twins get in trouble, you will have Miss Potts come to your office instead of Sally.

Note: Depending on your progress with other quests in the game, you may see other classroom scenes before Louise complains to you.

If you have not done so, pass the "Strip to Underwear" Corporal Punishment rule at the Friday school meeting. You will need 55 Discipline and 10 Influence.

The following Friday Morning, this event will automatically happen. Miss Potts will see Mary crying, but it is just a trick to allow the Twins to strip Miss Potts naked and leave her wearing nothing but her heels and her handbag.

Afterwards, you will automatically attend the Friday board meeting. Miss Potts will propose (and pass) a rule allowing you to strip the twins naked after their punishment. After school, you and Miss Potts will automatically punish Mary and Louise. They will then be displayed naked in front of the entire school.

[QPOT24] Speak with Claire at her Apartment

Full description = (3) Give Claire experience at being punished by other women. Perhaps she can be convinced to let Mary get even with her.

Speak with Claire at her Apartment.

In the evening, visit Miss Potts' apartment. You can visit her any night (including weekends) except Wednesday.

Note #1: you can choose to say "I am here to see you" or "I am here for your training". That affects the dialog and the scenes you can see, but the quest action will complete regardless of what you choose.

During the visit, choose to discuss "a punishment from the twins".

Note #2: if you have not completed Drama Night 2 (see QPOT22), then you will not get the option to discuss "a punishment from the twins". You will need to complete Drama Night 2 and then visit Miss Potts again.

[QPOT25] Meet After the School Play Rehearsal

Full description = (3) In order to prove that even straight girls can gain sexual pleasure when being punished by another woman, I convinced Claire to let the twins punish her for mistreating them. I should **meet with them after the school play rehearsal on Wednesday evening**.

On Wednesday evening, go to the gym in the sports center. You will see the girls rehearsing for the play again. You will see them using a rope and pulley system with a harness to allow them to lift Donna into the air.

After the rehearsal, the twins will punish Miss Potts. This includes spanking her with a crop, anally penetrating her, and using a vibrating wand on her. At the end of the punishment the twins forgive Miss Potts. You get +1 influence.

[QPOT26] Continue the Staff Training Sessions

Full description = (4) Claire's punishment from the twins proved to her that it was possible for straight women to gain sexual pleasure when being punished by a female disciplinarian. This should give Claire the confidence needed to try pleasuring the students herself.

However, will she be up to performing the task? I should **continue the staff training sessions** and wait for the opportunity to test her skills.

To complete this, you need to carry out the second and third after school staff training sessions. See [QM608](#) and [QM610](#) for details. This action will then be shown as completed.

[QPOT27] End of Miss Potts' Story Line

Full description = (5) You've reached the end of Miss Potts's story line for this update.

Once you have completed the third staff training session, you have completed Miss Potts' story line for this update.

[QSAL] Sally Learns the Ropes (Chapter 2)

Description

Initial Description:

Sally is already an accomplished disciplinarian and you think she might be ready to learn some of your advanced teaching methods.

Once you have started The Headmaster's Pet Part 2 (see QSAL12):

Sally has accepted the need to sexually touch the girls during their punishments. She now needs to be shown more advanced ways of providing pain, humiliation and pleasure.

[QSAL09] Using Comparison Humiliation

Full description = New lesson: using comparison humiliation. **Advance Rachel's student quest: The Headmaster's Pet.**

To complete this action, you must raise Rachel to punishment level 5 (QRAC116).

You can complete the first part of Rachel's quest in Chapter 1 of the game. However, you will need to start Chapter 2 of the game before you can complete all the necessary parts of Rachel's quest. You start Chapter 2 once you have successfully completed the main quest "A Man's Work" (QM3).

Once you have started Chapter 2, you will then need to pass the "strip to underwear" rule and then raise Rachel to level 5.

For details of how to complete the first part of Rachel's quest, see QRAC1a. For details of how to complete the remaining actions (once you have started Chapter 2), see QRAC115 and QRAC116.

[QSAL10] Staff can Enjoy Themselves Too

Full description = New lesson: staff can enjoy themselves too. Look for an opportunity to punish Liz in your office.

You will need to complete "Liz Flashes Her Pussy" event (CLA14). To do this, you will need to have passed the Strip to Underwear rule, and you must have horniness 6+.

Note: you should have already passed the strip to underwear rule when advancing Rachel's quest as part of the previous quest action (QSAL09). For details about gaining horniness points, see REF02.

Once you have completed the "Liz Flashes Her Pussy" event, you can see a random event when you teach a class. You will see Liz daydreaming, and you can choose to punish her in class or after school. See Liz's Distracting Thoughts (CLA15) for details.

Choose to punish her after school. Liz will strip naked and you will masturbate over her.

[QSAL11] Student Service Punishments (Rachel and Priti)

Full description = New lesson: student service punishments. Advance the student quests for Rachel and Priti.

For details of how to advance Rachel's quest, see [QSAL12](#), below. For details of advancing Priti's quest, see [QSAL13](#).

[QSAL12] Student Service Punishments (Rachel)

Full description = New lesson: student service punishments. **Advance Rachel's student quest: The Headmaster's Pet Part 2.**

To complete this action, you must get Rachel and Sally to join you in the shower after a sports class. To do this, you must complete Rachel's first quest, The Headmaster's Pet (QRAC1b).

You then need to complete part of Rachel's second quest, The Headmaster's Pet Part 2. This involves having a threesome with Debbie and Rachel, completing Rachel's dildo training and then teaching several sports classes until you complete the fifth match, where Charlotte's team play bottomless.

At the end of this match, Rachel and Sally will shower with you, and they will then rub their breasts against your cock until you cum. See actions [QRAC201](#) to [QRAC209](#) for details.

[QSAL13] Student Service Punishments (Priti)

Full description = New lesson: student service punishments. Complete Priti's student quest with a punishment.

To complete this action, you need to raise Priti to level 5. This involves completing almost all of Priti's student quest, The Reluctant Rebel (QPRI). See actions [QPRI01](#) to [QPRI26](#) for details.

Note: during Priti's student quest, you can choose to help Priti without punishing her (the "desires" path), or by punishing her. Regardless of

which option you choose, you can choose to punish her (or not) when raising her to level 5.

The quest log action strongly recommends that you give Priti a punishment at level 5. If you do this, the punishment will end with Sally fingering Priti before helping Priti to give you a handjob. However, if you do not need to choose this option if you do not want to.

[QSAL14] The Power of Plastic

Full description = New lesson: the power of plastic. **Advance Rachel's student quest: The Headmaster's Pet Part 2.**

To complete this action, you must raise Rachel to punishment level 5 and insert a dildo into her vagina. See [QRAC207](#) for details.

Game Note: In version 0.15.3.1, you will have already completed this action. (It is one of the actions you need to take before you can complete [QSAL12](#).)

[QSAL15] Staff Don't Get Immunity

Full description = New lesson: staff don't get immunity. **Advance Rachel's student quest: The Headmaster's Pet Part 2.**

To complete this, you must open the pool and raise Rachel to punishment level 9 ([QRAC213](#)). The following morning you will see a scene where you give Sally a copy of the poolside safety rules.

In the afternoon, teach a football class. After your class, you will discover that Sally disobeyed your orders and did not read the safety rules to her class. You punish Sally by giving her a spanking with the paddle and then giving her a hard anal fucking in front of Rachel.

See Rachel's Student Quest: The Headmaster's Pet Part 2 ([QRAC211](#) to [QRAC214](#)) for details. (Note: you will have already completed the previous parts of Rachel's quest: see [QSAL12](#) for details.)

[QSAL16] The Power of the Penis

Full description = New lesson: the power of the penis. Sally needs to be initiated into your most powerful methods. **Complete Rachel's student quest The Headmaster's Pet Part 2.**

To complete this quest action, you must fully complete Rachel's student quest by raising her to punishment level 10 and having sex with her. You will then have a threesome with Sally and Rachel.

See [QRAC215](#) and [QRAC216](#) for details.

[QSAL17] End of Story Line

Full description = You've reached the end of Miss Newman's story line for this update.

Once you have raised Rachel to level 10 and then had the threesome with Rachel and Sally, then you have completed Sally's story line.



CHAPTER 2: STUDENT QUESTS



[QDEB2] Debbie: Taming a Prefect (Part 2).....	191
[QRAC1b] Rachel: The Headmaster's Pet (Part 1: Chapter 2).....	195
[QRAC2] Rachel: The Headmaster's Pet: Part 2.....	201
[QAMY] Amy: The Spanking Connoisseur (Chapter 2).....	213
[QPRI] Priti: The Reluctant Rebel.....	216
[QEM] Emily: The Accidental Nudist.....	235
[QCAS] Cassandra: The Hostess with Mostess.....	238
[QHAR] Harriet: Maid for Punishment.....	248
[QMAX] Maxine: Pride and President.....	254

[QDEB2] Debbie: Taming a Prefect (Part 2)

Description

When I first arrived at SLAG Debbie Harris was a known troublemaker. She was filled with anger and was regularly tormenting teachers and fellow students alike. Although all of her previous teachers had written her off as a lost cause, I saw something special about this girl. As I watched her sexually bully Maxine, I realized that she had a natural talent for dishing out pain, pleasure and humiliation. She could be a great asset in controlling the other students as my Prefect.

Using my punishment method I was able to teach Debbie to control her anger and accept the benefits of obedience to authority. She accepted the role of Prefect, but her training is far from over.

Unlocking this Quest

To unlock this event, you need to complete Debbie's first student quest, Taming a Prefect (part 1). This involves raising Debbie to punishment level 6 and getting a blowjob from her. You will then talk to Debbie and agree to make her your apprentice.

The following day, you will see a special scene with Debbie at the start of the afternoon. Debbie will tell you that a girl refused to show her knickers to Debbie. Debbie wants to spank the girl, but you tell her that she needs some formal training before she can punish the other girls. This quest will then be unlocked.

[QDEB21] Share your Cute Plaything

Full description = (1) Debbie's loyalty cannot yet be fully guaranteed, reward her to keep her on your side. [Share your cute plaything?](#) [Advance Rachel's Student Quest: The Headmaster's Pet](#)

Before you can advance Debbie's student quest, you first need to progress Rachel's quest. Firstly, you need to fully complete Rachel's first student quest, "The Headmaster's Pet". See [QST02a](#) and [QST02b](#) for details.

You then need to progress Rachel's second student quest, "The Headmaster's Pet: Part 2" until Debbie and Rachel have a threesome. This involves doing a body search on Alice, doing a patrol where you see Donna giving Rachel a hard time about her cat ears, and then summoning Debbie and Rachel to your office.

You should say "yes" when you ask yourself if you want Debbie to play with your pet. Rachel and Debbie will then have sex with each other and give you a joint blowjob. See [QRAC201](#) to [QRAC203](#) for details.

If you have unlocked the "Many Hands for Many Bottoms" quest, see [QDEB23](#) for the next action. If you have not unlocked this quest, see [QDEB22](#).

[QDEB22] Hold a Class Punishment

Full description = (2) Debbie enjoyed her playdate with Rachel and is happy for now. Hold a class punishment to encourage better grades.

To complete this action, you need to unlock the main quest "Many Hands for Many Bottoms" ([QM6](#)) by completing the first class punishment. See the section on "unlocking this quest" for details.

In summary, you will need to teach at least one class. On Sunday evening, you will tell yourself that you are going to have to stay up late to mark some essays. The following morning (Monday), you will see a scene with Sally before school. You tell her that the girls did not do well and that you are going to have to punish almost the entire class.

During the day, teach a class. You will then carry out your first class punishment. This involves spanking most of the girls in the class.

[QDEB23] Arrange Formal Disciplinary Training for Debbie

Full description = (2) Debbie enjoyed her playdate with Rachel and is happy for now. Arrange formal disciplinary training for her. **Advance the main quest Many Hands Many Bottoms.**

You need to complete the first two after school staff training sessions. This involves holding your first class punishment, holding the first training session, visiting Miss Potts to discuss her concerns, and then holding the second training session.

For details, see the main quest Many Hands Many Bottoms ([QM6](#)). You will need to complete steps [QM601](#) to [QM608](#).

[QDEB24] Spy on Amy's Bedroom

Full description = (3) I asked Amy to help Debbie become a master at cunnilingus. **Spy on Amy's bedroom** to see how she is getting on.

In the evening, spy on Amy's room. You will see Amy and Tia performing cunnilingus on Debbie, and giving her a very big orgasm. You will get horniness +1.

[QDEB25] Spy on Amy's Bedroom Again

Full description = (3) Amy and Tia taught Debbie my edging technique. **Spy on Amy's bedroom** again to make sure she is practicing it.

The following evening, spy on Amy's room again. You will see Debbie practicing cunnilingus on Tia. You then tell yourself that Debbie also needs to learn how to make a girl cum using a dildo.

[QDEB26] Advance Rachel's Student Quest

Full description = (4) Debbie has been working really hard and deserves another reward. Share your pet again? **Advance Rachel's Student Quest: The Headmaster's Pet**

If you have not already done so, complete Rachel's initial dildo practice. This involves buying some dildos before you have the dildo practice session. See [QRAC205](#) and [QRAC206](#) for details of buying the dildos and holding the practice session.

Note: you only need to complete her first practice with the small dildo. You do not have to complete any of Rachel's additional dildo practice sessions.

[QDEB27] Summon Debbie and Rachel

Full description = (4) Debbie has been working really hard and deserves another reward. **Summon Debbie and Rachel using the office phone.**

During the day, use your office phone to summon Debbie and Rachel to your office. You will give Debbie a wearable dildo. She will then fuck Rachel at the same time as Rachel is giving you a blowjob.

[QDEB28] Advance the Main Quest Many Hands Many Bottoms

Full description = (5) Debbie was grateful for her new toy and remains loyal to your cause. Continue her formal disciplinary training. Advance the main quest: **Many Hands Many Bottoms.**

In the evening, when you are asked if you wish to summon a girl for punishment, choose the after school staff training option.

Note: You can only hold a staff training session if no other girls have been ordered to your office.

You will then give Miss Potts and Debbie their third training session, where you demonstrate how to give to perform a proper body search on a girl.

Miss Potts and Debbie then practice doing a body search on Amy. Debbie is rude to Miss Potts, and you say you will punish Debbie the following day. You then have sex with Amy while Debbie watches.

[QDEB29] You've Reached the End of Debbie's Storyline

[Full description = You've reached the end of Debbie's storyline for this update.](#)

Once you have completed the body search staff training session, then you have completed Debbie's quest in the current version of the game.



[QRAC1b] Rachel: The Headmaster's Pet (Part 1: Chapter 2)

Description

A cute young woman named Rachel keeps falling asleep in lessons. She appears to be addicted to computer games, although you suspect this is merely a symptom of some deeper problem. You will need to learn more about her if you are to help her overcome her addiction. Perhaps you can also find a role for her to help you in the running of the school.

Starting this Quest

In order to complete this part of Rachel's quest, you will need to have raised Rachel to punishment level 4 and spied on her room afterwards. See [The Headmaster's Pet Part 1: Chapter 1 \(QST02a\)](#).

You will need to have started Chapter 2 of the game, by completing the Main Quest "A Man's Work" ([QM3](#)) so that you can punish the girls yourself.

[QRAC114a] Catch Rachel Misbehaving

Full description = (13) Catch Rachel misbehaving in class and punish her again.

You will only see this action if you choose to wake Rachel up when you found her sleeping in reception (see [QRAC113](#) for details).

To complete this action, you will need to pass the Corporal Punishment rule "students may be ordered to strip down to their underwear" and then punish Rachel after school again. See [QRAC115](#) and [QRAC116](#) for details.

[QRAC115] Strip down to Underwear Rule

Full description = (13) Convince the school board to let you make the girls strip down to their underwear for punishments and then punish Rachel again.

Once you have Influence 10 and Discipline 55, pass the new Corporal Punishment rule "students may be ordered to strip down to their underwear" at the Friday board meeting.

[QRAC116] Punish Rachel After School

Full description = (13) Punish Rachel again after school.

Teach classes until you see Rachel falling asleep again, or ask Rachel a hard (or impossible) question during the Friday pop quiz. Choose to give her a private punishment. At the start of the punishment, you will say to yourself "OK Rachel, time for your training to really kick up a notch".

Rachel will start this punishment at Level 4. Order her to strip to her underwear. Because Rachel isn't wearing a bra, this will mean she is just wearing her panties. Sally will also strip to the waist in order to make Rachel jealous.

Position her with hands above her head and then pinch her nipples and lick her nipples. (It doesn't matter if you do this or Sally does it.)

Position her bent over the desk and give her a ruler spanking and a paddle spanking. Position her over the knee and massage her thighs (or rub her pussy). You will then get a message saying you have raised her to the next level (level 5).

At the end of the punishment, talk to Rachel about the Test of Confidence. You will tell her to shower with the other girls.

[QRAC117] Spy on Rachel Showering

Full description = (14) Spy on Rachel showering with the other girls.

In the evening, spy on the shower room. You will see her take a shower with the other girls and this event will unlock.

[QRAC118] Click on the Headmaster's Locker

Full description = (15) Click on the Headmaster's locker on a Thursday afternoon.

On Thursday afternoon, teach a sports lesson. Rachel asks to see your boner and then masturbates you.

Note: you can see this scene by using the "teach a sports lesson" quick launch button on the main menu. You do not have to actually click on the headmaster's locker in the changing room.

[QRAC119] Catch Rachel Falling Asleep

Full description = (16) Catch Rachel falling asleep again and give her a private punishment.

Teach classes until you see Rachel falling asleep again, or ask Rachel a hard (or impossible) question during the Friday pop quiz. Choose to give her a private

punishment. You will tell yourself "now that Rachel is comfortable being naked when we are alone together I think it's time to help her have her first orgasm."

Rachel will start this punishment at Level 5. Order her to strip to her underwear. Position her with hands above her head and then pinch her nipples and lick her nipples.

Position her bent over the desk and give her a ruler spanking and a paddle spanking. Position her over the knee and give her a hand spanking and rub her pussy. You will then get a message saying you have raised her to the next level (Level 6).

At the end of the punishment choose to give her Special Homework Assistance. She will masturbate on your desk and you will agree to "help" her that evening.

[QRAC120] Visit Rachel's dorm room at night

Full description = (17) Visit Rachel's dorm room at night and climb in through the window.

In the evening, spy on Rachel's room. You will climb into her room and help her achieve her first orgasm. She will then masturbate you. You will then fall asleep and not wake up until the morning.

[QRAC121] Teach a Class

Full description = (18) Teach a class and make sure that Rachel doesn't fall asleep.

Teach a class. You will notice that Rachel is "bright eyed and bushy tailed". After the class the girls will discuss a new DLC for Rachel's game that adds adult content and means the winning character can have sex with the losing character. Rachel will tell you she intends to masturbate that evening to help her sleep.

[QRAC122] Make Sure Rachel's Gaming Addiction is Cured

Full description = (19) Spy on Rachel's room and make sure she is cured of her gaming addiction.

In the evening, spy on Rachel's room. You will see her playing her game. Choose to "distract her" and then "distract her again". She will lose the game and her computer character will be forced to have sex with the winner. Rachel will start to masturbate as she watches the scene.

The following morning, you will see Rachel sleeping in reception again.

You can choose whatever options you want, but for the full scene, choose to "teach her a Lesson", and then "wait for someone else to find her". Sally, Izzy and Samantha will humiliate Rachel, and then Sally will insert a butt plug in Rachel.

Fun note: if Sally inserts the butt plug, then in the morning, you will see Rachel's follower icon appear on the screen. If you click on it you will get a short scene where Rachel tells you she is having the worst morning ever.

If you choose to insert the butt plug, see [QRAC123](#). If you didn't insert the butt plug, see [QRAC124](#).

[QRAC123] Teach a Class

Full description = (20) Teach a class and make sure Rachel stays awake.

In the morning, teach a class. You will notice that Rachel looks rather uncomfortable, and that it's nearly time to give her a promotion.

In the afternoon, Rachel will come to your office and ask you to remove the butt plug. She will then spend the afternoon sleeping naked in your lap. At the end of the afternoon you will wake her up and tell her to put some clothes on for her punishment. See [QRAC125](#).

Note: you do not actually need to teach a class in the morning, but it helps to develop the story. If you do not teach a class, then the quest action will remain as "teach a class" and will not change to "give Rachel a private punishment". However, you can still continue with Rachel's quest. See [QRAC125](#) for what to do next.

[QRAC124] Give Rachel a Private Punishment in your Office

Full description = (20) Give Rachel a Private Punishment in your Office

In the afternoon, Rachel will come to your office. She will tell you she is feeling very sleepy. You will agree that she can spend the afternoon sleeping naked in your lap. At the end of the afternoon you will wake her up and tell her to put some clothes on for her punishment. See [QRAC125](#) for what to do next.

[QRAC125] Rachel's Punishment

Full description = (20) Give Rachel a Private Punishment in your Office

(Note: This is part of the same action as [QRAC123](#) / [QRAC124](#). For clarity it has been split into a separate part, but it is still part of the same quest action.)

When you start the punishment, you will tell yourself that you need to come up with a new way to punish her. A new OTK position will be unlocked (to have Rachel straddle your lap).

Rachel will start this punishment at Level 6. Order her to strip to her underwear. Position her with hands above her head and lick her nipples.

Position her bent over the desk and give her a hand spanking, a ruler spanking and a paddle spanking. Put her over the knee and massage her inner thighs, or rub her pussy).

Make sure the headmaster (not Miss Newman) is selected as the disciplinarian. Then use the new straddle position to spank her while she is facing you. This picture shows the straddle position selected (see options marked in red):



You will then get a message saying you have raised her to the next level (Level 7).

At the end of the punishment choose to give Rachel her Promotion. You will make her your Personal Executive Trainee (or P.E.T.). She will then strip naked and masturbate you.

You will then tell yourself that you think Rachel has been mostly cured of her body envy, but may have some lingering issues. You say that you will continue to observe her behavior, particularly when you are interacting with other students.

Fun note #1: After you have made Rachel your PET, her classroom events will change, and Rachel will sit at your desk during lessons. You will also get a new interaction with Rachel in your office during the afternoon, where she will strip naked and you can get her to rub herself against you and masturbate you again. You can also watch porn with her.

Fun note #2: After you have made Rachel your PET, if you ask her a hard question during the Friday pop quiz, she will get the answer right.

Fun note #3: Once you have made Rachel your PET, if you spy on her room in the evening you will see a new scene where Rachel is trying to do the splits to help stretch out her pussy.

[QRAC126] Wait to Speak with Rachel on the Next Weekday

Full description = (21) Wait to speak with Rachel on the next weekday morning.

Wait until the following weekday morning. You will see a scene where Rachel thanks you for allowing her to wear her cat ears whenever she wants. This will unlock The Headmaster Pet: Part 2 (see below).



[QRAC2] Rachel: The Headmaster's Pet: Part 2

Description

Rachel wasn't sleeping well and was falling asleep in class. It turned out that she suffered from body dysmorphia due to her small breasts and had intense jealousy of curvier women. By teaching Rachel to be more carefree, like her favorite animal, the cat, you were able to help Rachel feel better about herself and to finally get a good night's rest.

Over the course of her therapy, the two of you had grown close and you offered her the role of Personal Executive Trainee (PET) to take care of all your personal needs. Things are going well but is Rachel truly cured of her jealousy toward other women?

Unlocking this Quest

Once you have raised Rachel to punishment level 7 and promoted her to your P.E.T. ([QRAC125](#)), you will automatically speak to her the following weekday morning.

Rachel will thank you for allowing her to wear her cat ears whenever she wants. You fear she still has jealousy issues, and you also tell yourself she is not physically ready to have sex with you, because her holes are too tight. You will then get a message saying you have unlocked this quest.

[QRAC201] Perform Body Searches Around the School

Full description = (1) Learning to Share – Rachel has a jealous nature and she wants you all to herself. As headmaster, it's your job to discipline all the girls at school and Rachel was going to have to learn to share. In the process, you hoped to cure Rachel of her jealousy toward other women.

First, you decided to observe her reaction as you **perform body searches on all the girls around school** (you will need to pass the body search rule). A particular busty blonde would be an ideal target, you've seen her hanging out in the hallway on a Wednesday afternoon.

If you have not already done so, pass the Body Search rule at the Friday school board meeting (see [REFR06](#) for details). You will need Influence 11 and Discipline 70 to pass the rule.

On Friday afternoon, do a Body Search of Lucy. (This step is not required but it helps develop the story. See [SCH04](#) for details of Lucy's body search.)

On Wednesday afternoon, do a Body Search of Alice (See [SCH06](#) for details of doing Alice's body search). Rachel will try to stop you from feeling Alice's breasts. You take Rachel into the stationary cupboard and punish her. You then discover that Rachel is getting jealous when you are touching the other girls. You tell her you'll find a way to help her manage her jealousy issue.

[QRAC202] Decide on a suitable student for a threesome

Full description = (1) Learning to Share – Rachel has a jealous nature and she wants you all to herself. As headmaster, it's your job to discipline all the girls at school and Rachel was going to have to learn to share. You decided a threesome might help Rachel get used to the idea of sharing.

Patrol the halls and decide on a suitable student for a threesome.

Complete the body search of Alice ([QRAC201](#)). Choose to do a patrol. You will see Donna giving Rachel a hard time about her cat ears. Debbie will then stop Donna.

Note: You will usually see this event the first time you do a patrol after doing a body search on Alice. However, you may have to complete other patrol events e.g. Priti and Harriet ([QPRI03](#)) before you can see this patrol event.

You tell yourself that you've been promising Debbie a reward and it's time she got one. You think you will share your pet with your prefect.

[QRAC203] Summon Rachel and Debbie

Full description = (1) Learning to Share – Rachel has a jealous nature and she wants you all to herself. As headmaster, it's your job to discipline all the girls at school and Rachel was going to have to learn to share.

You've decided a threesome would be the best way for her to get used to the idea and Debbie would be the ideal third partner. **Summon Rachel and Debbie using the phone in your office.**

Use your office phone to summon Debbie and Rachel to your office. You will ask yourself if you want Debbie to play with your pet. Say yes. (If you say no, the scene will not happen.)

Rachel and Debbie will arrive. They will strip, have sex with each other, and then give you a joint blowjob.

You then tell yourself that hopefully Rachel won't get so jealous when you touch the other girls. However, for Rachel's next step you need to get her used to sharing with a woman she feels threatened by.

If you have already completed Rachel's dildo training ([QRAC207](#)) then see [QRAC209](#) for the next action. For Rachel's dildo training, see [QRAC205](#), [QRAC206](#) and [QRAC207](#).



[QRAC204] Need more advanced disciplinary techniques

Full description = (1) Learning to Share – You decided a threesome would be a good way to help Rachel get used to sharing you with other women. Debbie made an excellent partner as she has little interest in men and didn't make Rachel overly jealous.

For a real test, Rachel would need to see you with a woman she was truly envious of, someone like her teacher Miss Newman. Rachel isn't ready for this yet though, you need more advanced disciplinary techniques.

In order to complete this action, you will need to complete Rachel's dildo training and then raise her to punishment level 8. See [QRAC205](#), [QRAC206](#) and [QRAC207](#).

[QRAC205] Purchase a selection of dildos and a butt plug

Full description = (2) Advanced Disciplinary Techniques – To permanently cure Rachel of her body envy you will need your most advanced disciplinary techniques and that means fucking the girl. Rachel is desperate to please her Master and has already offered her virginity.

There's a problem though, her little holes are much too tight and will need stretching out before you'll be able to penetrate her with your large cock.

Purchase a selection of different sized dildos and a new butt plug from the online store.

Once you have \$1800, buy the assorted dildo collection (\$1500) and the butt plug tail (\$300) from the Online Shopping | Sex Toys option on your office computer. They will arrive the following weekday morning.

Note: you can buy the dildos and butt plug tail individually, but you will not be able to continue with Rachel's quest until you have bought both.

[QRAC206] Let Rachel Practice Using a Dildo

Full description = (2) Advanced Disciplinary Techniques – To permanently cure Rachel of her body envy you will need your most advanced disciplinary techniques and that means fucking the girl. Rachel is desperate to please her Master and has already offered her virginity.

There's a problem though, her little holes are much too tight and will need stretching out before you'll be able to penetrate her with your large cock.

Spend time with Rachel in your office (by clicking her icon in the afternoon) and let her practice using a dildo.

You will need to complete four dildo practice sessions with Rachel. To carry out a practice session, go to your office during any weekday afternoon and click on Rachel's icon. Rachel will immediately strip naked. Select the "dildo practice" option.

- During the first session, select the small dildo. At the end, tell Rachel that "I'll finish myself off".
- During the second session, select the small dildo. At the end, ask Rachel for a handjob.
- During the third session, select the small dildo. At the end, ask Rachel for a blowjob.
- During the fourth session, select the medium dildo.

[QRAC207] Order Rachel to Your Office for Punishment

Full description = (2) Advanced Disciplinary Techniques – Unfortunately, Rachel's little holes are still much too tight. She couldn't even manage to take a medium sized dildo, let alone your large cock.

Believing Rachel's problem to be mostly psychological you realized that your punishment method could help her overcome this challenge. **Order**

Rachel to your office for after school for punishment and try again with the dildo.

Complete Rachel's dildo practice (QRAC206). In the evening, summon Rachel to your office for punishment.

Note #1: as soon as you complete Rachel's last dildo practice session, you may be asked if you would like to summon a girl to your office for punishment. If you choose Rachel, you can then complete this action immediately after you have finished the dildo practice.

Note #2: you are only given the option to summon a girl for punishment if no other girls have been ordered to your office. For example, if you taught a class that day and ordered a girl to be punished after school, you will not be able to summon another girl.


Rachel will start the punishment at Level 7. Order her to strip naked. Position her with hands above her head, do a body search and use the camera to take pictures.

Note: once Rachel has stripped naked, you will allow her to wear her cat ears. However, this helps her cope with her nudity and increases her resistance to humiliation. Her humiliation bar will then increase from 9 to 16.

Position her bent over the desk and give her a ruler (or paddle) spanking. Put her over the knee and massage her buttocks (or massage her inner thighs, or rub her pussy).

Make sure the headmaster (not Miss Newman) is selected as the disciplinarian. Have her straddle the headmaster's lap, and spank her while facing you. Put her in the diaper position and insert a dildo into her vagina.

This picture shows the dildo action selected (see options marked in red):



You will then get a message saying you have maxed out her pain, humiliation and pleasure and raised her to the next level (level 8).

At the end of the punishment you will cuddle with Rachel, and then you will choose how to use her sexually.

[QRAC208] Continue to Help Rachel Learn to Share

Full description = (2) Advanced Disciplinary Techniques – To permanently cure Rachel of her body envy you will need your most advanced disciplinary techniques and that means fucking the girl.

You came a step closer to this goal by penetrating her with a moderately sized dildo, soon she will be ready for your sizable cock. While you wait for the inevitable, you should continue helping her learn to share.

You should first complete the threesome with Debbie and Rachel (see [QRAC203](#)). You will then need to get Rachel to play football while naked, and then have a shower with her afterwards. See [QRAC209](#).

[QRAC209] Teach Football Class: Make Rachel Play Naked

Full description = (1) Learning to Share – You decided a threesome would be a good way to help Rachel get used to sharing you with other women. Debbie made an excellent partner as she has little interest in men and didn't make Rachel overly jealous.

For a real test, Rachel would need to see you with a woman she was truly envious of, someone like her teacher Miss Newman. **Teach football class several times** until you have the opportunity to make Rachel play naked, then have her join you afterwards in the shower.

Earlier in Rachel's quest, you had to complete two practice games ([QRAC109](#)). If you have not already done so, you will now need to complete another three practice games. These are: the third match ([SPT09](#)), the fourth match ([SPT10](#)) and the fifth match where Charlotte's team play bottomless ([SPT11](#)).

To get the practice matches, you will need to teach sports lessons in the afternoon. Every time you teach 5 sports lessons, you will play a match during the fifth lesson.

Note #1: these football events are available from the start of Chapter 2. You may have already completed some of these events before reaching this point in Rachel's quest. If you have already completed the fifth match where Charlotte's team play bottomless, see [QRAC210](#).

During the "Charlotte's team play bottomless" event ([SPT11](#)), Rachel will end up naked (because she has to play bottomless and she isn't wearing a bra). At the end of the match, Rachel will shower with you, and Sally joins you. Both Sally and Rachel offer to help you with your erection, and they start to argue. You eventually tell Rachel to make you orgasm, but that she has to ask Sally to help her. Sally and Rachel then rub their breasts against your cock until you cum.

See [QRAC211](#) for the next action.

[QRAC210] Teach Football Class: Make Rachel Join You in the Shower

Full description = (1) Learning to Share – You decided a threesome would be a good way to help Rachel get used to sharing you with other women. Debbie made an excellent partner as she has little interest in men and didn't make Rachel overly jealous.

For a real test, Rachel would need to see you with a woman she was truly envious of, someone like her teacher Miss Newman. **Teach football class**, make Rachel play naked and then join you afterwards in the shower.

You will only see this action if you had already completed the fifth match and seen Rachel play naked ([SPT11](#)) before you completed Rachel's dildo training and raised her to punishment level 8 ([QRAC207](#)).

Note #1: this action appears very similar to [QRAC209](#), but there is a subtle difference. You will see [QRAC209](#) if it is the first time you get Rachel to play naked. That quest action says "until you have the opportunity to make Rachel play naked". In comparison, this question action simply says "make Rachel play naked".

Normally, if you have raised Rachel to level 8 before you play the fifth match, then at the end of the lesson, you will see a special scene where Rachel and Sally give you a titjob (See [QRAC209](#) for details). But if you not raised Rachel to level 8, you will not see this scene.

Instead, once you have raised Rachel to level 8, you will need to teach another sports lesson. This will essentially be a replay of the fifth match, which will then give you an opportunity to get the titjob from Rachel and Sally at the end of the lesson.

Game note: Usually, you have to teach 5 sports lessons, and you will play a match during the fifth lesson. You then have to teach another 5 lessons before you play another match. But if you have already completed the fifth match, then once you have raised Rachel to level 8, you will play a match the very next time you teach a lesson.

The dialog and some of the scene will depend on the result of the previous match. If Charlotte's team lost the previous match, April will simply say that Charlotte's team needs to play bottomless. But if Charlotte won the previous match, then you will see a special scene instead.

April will tell you that two members of her team, Emily and Harriet, are having their period, so Charlotte has agreed her side will play bottomless instead. You tell yourself that this works out well, because you wanted Rachel to be naked today. April's team will win the game, but they agree they have to be naked next time.

At the end of the match, Rachel will shower with you, and Sally joins you. Both Sally and Rachel offer to help you with your erection, and they start to argue. You eventually tell Rachel to make you orgasm, but that she has to ask Sally to help her. Sally and Rachel then rub their breasts against your cock until you cum.

Note #2: It does not matter who wins the match. You will see the titjob with Sally and Rachel regardless of which team wins.

[QRAC211] Open the Pool

Full description = (1) Learning to Share – Rachel still doesn't understand that your penis is not her toy, it's an important tool for maintaining discipline for both staff and students alike. It might be best if Rachel watches it in action. You will be more likely to run into Miss Newman in the locker room if you **open the pool**.

If you have not already done so, buy the "Swimming Pool" from the Upgrade Facilities option on your computer. It will cost \$8,000 and you are told that it will take a few days to complete the swimming pool.

Note: It takes a week to build the swimming pool. E.g. if you order the pool sometime on Thursday, it will be ready by the following Thursday morning.

Once the pool is open, this quest action will be completed. If you have already raised Rachel to punishment level 9, see [QRAC214](#) for the next action. If you still need to raise Rachel to level 9, see [QRAC212](#) and [QRAC213](#).

[QRAC212] Punish Rachel First

Full description = (1) Learning to Share – Rachel still doesn't understand that your penis is not her toy, it's an important tool for maintaining discipline for both staff and students alike. It might be best if Rachel watches it in action. However, first, she needs to be punished.

In order to complete this action, you will need to raise Rachel to punishment level 9 and fuck her ass with a dildo. See [QRAC213](#) for details.

[QRAC213] Fuck Rachel's Ass with a Dildo

Full description = (2) Advanced Disciplinary Techniques – Rachel's naughty behavior in the shower requires further punishment. This gives you the opportunity to continue stretching out her little holes with the dildo. **Summon Rachel to your office after school for punishment and fuck her ass with a dildo.**

Teach football matches until Charlotte's team play bottomless, and then Sally and Rachel argue in the shower before rubbing their breasts against your cock ([QRAC209](#)). In the evening, summon Rachel to your office for punishment.

Note: as soon as you complete the shower with Rachel and Sally, you may be asked if you would like to summon a girl to your office for punishment. If you choose Rachel, you can then complete this action immediately after you have finished the dildo practice.

Rachel will start the punishment at Level 8. Order her to strip naked. Position her with hands above her head and use the camera to take pictures. Position her bent over the desk and give her a hand (or ruler) and paddle spanking.

Make sure the headmaster (not Miss Newman) is selected as the disciplinarian. Have her straddle the headmaster's lap, and spank her while facing you. Put her in the diaper position and insert a dildo into her vagina. Put her over the knee and then insert a dildo into her anus.

This picture shows the anal dildo action selected (see options marked in red):



You will then get a message saying you have maxed out her pain, humiliation and pleasure and raised her to the next level (level 9).

At the end of the punishment you will cuddle with Rachel, and then she will ask you if you want her to make you feel good (by making you cum). You can say yes and choose what type of sexual activity you want Rachel to do, or you can say "not today", in which case the scene will end.

[QRAC214] Have Sex with Sally in Front of Rachel

Full description = (1) Learning to Share – Rachel still doesn't understand that your penis is not her toy, it's an important tool for maintaining discipline for both staff and students alike. It might be best if Rachel watches it in action. **Teach a football class** and then have sex with Sally in front of Rachel.

Full description = (2) Advanced Disciplinary Techniques – Rachel has taken the medium sized dildo in both her ass and pussy now. It won't be long until she is ready for your cock. Miss Newman will need to be present though, so first she needs to learn the benefits of a disciplinary fucking first hand.

Note: you will complete these two actions together.

Once the pool is open ([QRAC211](#)) and you have raised Rachel to punishment level 9 ([QRAC213](#)), you will see a scene with Sally the following weekday morning. Sally says schedule has been changed to that whenever you are teaching football, she will be teaching swimming. Sally then leaves before you can give her a copy of the poolside safety rules.

In the afternoon, teach a football class. Before your class, you will see Sally, and you ask her to read the poolside safety rules to the girls. After your class, you go to the swimming pool, and find that Sally disobeyed your orders and didn't read the safety rules.

You punish Sally by giving her a spanking with the paddle and then giving her a hard anal fucking in front of Rachel.

[QRAC215] Join Rachel and Sally in the Shower Again

Full description = (1) Learning to Share – Rachel sat and watched as you roughly fucked her teacher's ass. Hopefully, Rachel now understands how important your penis is in maintaining discipline and that she cannot have it all to herself. Perhaps now she will be more willing to share. **Teach a football class** and join Rachel and Sally in the shower again.

Full description = (2) Advanced Disciplinary Techniques – Rachel has taken the medium sized dildo in both her ass and pussy now. It won't be long until she is ready for your cock. Miss Newman has been taught the benefits of disciplinary sex. All you need to do is wait for Rachel to misbehave sufficiently.

Note: you will complete these two actions together.

Complete Sally's punishment where you spank her with the paddle and then give her a hard anal fucking ([QRAC214](#)).

In the afternoon, teach a football class. Before your class, Sally will tell you that she'll see you in the locker room afterwards. After the class, Sally says that she will shower with you, but Rachel then tells you went to the lake. You decide that you need to finish your shower quickly and look for Sally. You then discover that Rachel locked Sally in the sports supply cupboard. You then tell Rachel that you will punish her in your office.

[QRAC216] Punish Rachel in your Office

Full description = (1) Learning to Share – Rachel locked Miss Newman in a cupboard rather than share you with her. Such willful insubordination cannot be tolerated. The time for fun and games is over. Only your most advanced disciplinary techniques can help now.

Full description = (2) Advanced Disciplinary Techniques – The time has finally come. **Punish Rachel in your office** and have sex with her.

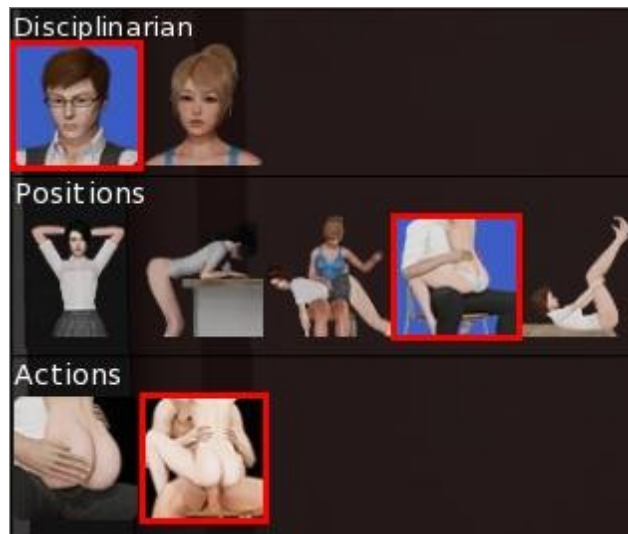
Complete the shower scene where Rachel locks Sally in the sports supply cupboard ([QRAC215](#)). You will then automatically punish Rachel after school.

Rachel will start the punishment at Level 9. Order her to strip naked. Position her with hands above her head and use the camera to take pictures. Position her bent over the desk and give her a ruler and paddle spanking.

Put her over the knee and then insert a dildo into her anus. Put her in the diaper position and insert a dildo into her vagina.

Make sure the headmaster (not Miss Newman) is selected as the disciplinarian. Have her straddle the headmaster's lap, and have sex with Rachel.

This picture shows the sex action selected (see options marked in red):



Note: before you have sex with Rachel for the first time, there is a scene where Rachel says she hates Miss Newman, because she has big boobs and a perfect body. Sally then says she has severe dyslexia and can barely read or write, which means people treat her as a big-titted blonde simpleton. Sally is actually jealous of Rachel.

Rachel then apologizes to Sally. You have sex with Rachel, and then you have a threesome with Rachel and Sally.

You will then get a message saying you have maxed out her pain, humiliation and pleasure and raised her to the next level (level 10).

At the end of Rachel's punishment, she tells you that she loves you. You can say I love you back, or you can choose not to say it. (The dialogue will change slightly but it will not affect any of your other gameplay choices in the current version of the game.)

[QRAC217] You have completed Rachel's storyline

Full description = Rachel has been cured of her jealousy issues and is now a perfect student. Now it's time for her to teach the other girls the joys of sharing.

You have completed Rachel's storyline.

Congratulations, you have now completed Rachel's quest!

[QAMY] Amy: The Spanking Connoisseur (Chapter 2)

Description

A young athlete named Amy is constantly late and always runs around at dangerous speeds as a result. It's a bad habit that is disruptive to your lessons and you fear she might one day injury someone. From observation of the girl during her punishments you have determined that she is a masochist, deriving sexual pleasure from pain. A girl like that could prove useful to you as a practice subject to help train your staff and Prefects in the art of discipline.

Starting this Quest

In order to complete this part of Amy's quest, you will need to have raised Amy to punishment level 3 and spied on her room afterwards, where you will see her having sex with Tia. See [The Spanking Connoisseur: Chapter 1 \(QAMY\)](#).

You will need to have started Chapter 2 of the game, by completing the Main Quest "A Man's Work" ([QM3](#)) so that you can punish the girls yourself.

If you have not already done so, you will need to purchase the Chastity Panties from the Online Shopping | Clothing option on your office computer. They will cost \$600, and will arrive the following weekday.

If you wish, you may also purchase the cane from the Online Shopping | Sex Toys option on your office computer. It will cost \$500 and will arrive the following weekday.

Note: you can buy the chastity panties and the cane in Chapter 1. However, if you have skipped Chapter 1 and started a game in Chapter 2, then you will not have the chastity panties, and will need to buy them. You will also need to buy the cane if you wish.

[QAMY16] Patrol the halls

Full description = (14) Patrol the halls and look out for Amy misbehaving.

Do a patrol. You will see Amy run into Faye, which causes Faye to hurt her head. You will then see a scene where the nurse treats Faye and then takes her to hospital.

Fun note: if you have completed the "Faye the Faker" event ([OTH13](#)) before this event, you will see an extra scene when the nurse is treating Faye, and Faye pulls down her underwear and asks the nurse to take her temperature to prove she isn't faking her illness.

[QAMY17] Punish Amy

Full description = (15) Punish Amy and make her wear chastity panties.

Complete "Patrol the Halls" (QAMY16) where you see Amy run into Faye and hurt her. You will then automatically give Amy a private punishment that evening. At the start of the punishment the option to use the cane will be unlocked.

Amy will start the punishment at Level 3. Remove her clothing & skirt. Amy will volunteer to remove her underwear as well. Position her bent over the desk and give her a hand spanking, ruler spanking and paddle spanking. Position her over the knee, do a hand spanking and massage her buttocks. You will get a message saying you have maxed out her pain, humiliation and pleasure and raised her to the next level (level 4).

Note: This is just one way of completing the punishment. You can carry out different options if you wish. If you bought the cane (see QAMY14), you can use that.

At the end of the punishment, give her the chastity belt. You will tell Amy she is not allowed to orgasm for seven days. Debbie will put the chastity belt on Amy for you.

[QAMY18] Spy on Amy and Debbie in the Shower

Full description = (16) Spy on Amy and Debbie in the dorm room shower.

In the evening, spy on the shower room. You will see Debbie helping Amy to take a shower.

[QAMY19] Resist Amy's Attempts

Full description = (17) Resist Amy's attempts to get you to remove her underwear for one whole week.

The first weekday morning after you put the chastity panties on Amy, she will come to your office and beg you to remove the chastity underwear. You will refuse.

The next weekday morning, Amy will beg again, but this time she will offer to show you her boobs. The morning after that, she will come to your office again, and offer to jerk you off. The next morning, she will offer to suck your cock.

You can accept or refuse these offers. If you accept, you see a scene with Amy making good on her offer, but the timer will reset, which means you will have to replay the whole week over again until you refuse.

The following weekday morning, Amy will come to your office again and offer to fuck you. You will tell her to come back after school. In the evening, you will automatically remove the chastity panties and then give Amy a private punishment.

Note: normally, Amy's chastity week will last for exactly 7 days. However, if you see Amy run into Faye on the first Tuesday in Chapter 2, then Amy's chastity week will actually last for 8 days, and you will not remove the panties or punish her until the following Wednesday. This is because on the second Tuesday in chapter 2, Amy's friend Jasmine arrives and you tell Amy to show Jasmine around the campus.

Amy will start the punishment at Level 4. Remove her clothing & skirt. She won't be wearing any underwear.

Position her bent over the desk and give her a hand spanking, ruler spanking, and paddle spanking. Put her in the diaper position and use the riding crop on her inner thigh. Position her over your knee, give her a hand spanking and massage her buttocks. You will get a message saying you have maxed out her pain, humiliation and pleasure and raised her to the next level (level 5).

Note #1: This is just one way of completing the punishment. You can carry out different options if you wish. If you have the cane, you can use that.

Note #2: If you do not raise Amy to level 5, then you will have the option to summon her back to your office any evening where you are not punishing another girl. This will give you another opportunity to raise her to level 5.

At the end of the punishment, assign her a role. You will show her your copy of the Future Female Sports Stars magazine (from [QAMY07](#)) and you will have anal sex with her. She will then and she will agree to become a practice subject to help train other staff and Prefects in the art of discipline.

[QAMY20] End of Story Line

Full description = You've reached the end of Amy's story line for this update.

Once you have assigned Amy a role as a practice subject, you have reached the end of her storyline for this update.

[QPRI] Priti: The Reluctant Rebel

Description

Initial Description:

Mr Mykock told you that the school's owners had taken a particular interest in one of the students, Priti, and have offered you additional incentive to watch her being punished in our office. However, Priti is doing well at school and is top of your class, so you have no real reason to punish her. Perhaps though she has some other character flaws that can be solved using your punishment methods.

Once you have chosen Priti's path:

You witnessed Priti giving her completed homework to another girl, Harriet, in exchange for chocolate. When confronted, Priti claimed to have a weakness for chocolate. You learned that she had been denied it by her overbearing mother, and that was why she could not control her cravings. However, you realized that this was the tip of the iceberg and there were much stronger desires than chocolate that Priti's mother had her repress. Priti's inability to act on her desires had left her weak-willed, timid and unable to stand up for herself. You resolved to help Priti by encouraging her to do the things her mother wouldn't approve of and learn the nature of her repressed desires.

Unlocking this Quest

To unlock this event, you will need to complete the "A Man's Work" (QM3) main quest and start the "Leave No Girl's Behind" (QM4) main quest.

On Tuesday morning, Mr Mykock will speak to you and tell you that the school owners are interested in seeing Priti being punished in your office, and would be willing to pay double the normal rate for disciplining students. This quest will then unlock.

[QPRI01] Observe Priti in Class

Full description = (1) Observe Priti in class and watch for any misbehavior.

Teach classes until you get an event where you ask your class how long Tsar Nicholas II served as Emperor of Russia. Priti will correctly answer.

You tell yourself that Priti is an excellent student, and she should really be at university already. However, you wonder if there is some other aspect of her behavior that needs improving. You decide to watch out for her when you patrol.

[QPRI02] Observe Priti in a Group Activity

Full description = (2) Observe Priti in a group activity. Check out the school play rehearsal on Wednesday evening in the gymnasium.

Complete Drama Night Part 2 (OTH02). To do this, go to the gym on Wednesday evening. You will see Emily give out some new costumes, and Miss Potts will ask if you want to stay and watch the rehearsal of the first act.

Agree to stay and watch. You will see the girls practicing their play, but Priti, who is playing the role of Aphrodite, will refuse to appear.

Note: to unlock Drama Night Part 2, you do not have to watch the rehearsal. However, to complete this event, you will need to watch it.

[QPRI03] Observe Priti Whilst Patrolling the Halls

Full description = (3) Observe Priti whilst patrolling the halls

During the week, do a patrol. You will see Harriet and Priti talking. You hear Priti wanting something, but saying she doesn't have any money. Harriet tells Priti there are other ways to pay. Priti agrees, and Harriet says she will visit Priti in her room that night.

Game note: if you do this patrol during the first week in Chapter 2, you will see other patrol events first (e.g. PAT16, Charlotte Caught Smoking). This means you would have to do multiple patrols before you see Priti and Harriet talking. However, if you do this patrol in week 2 onwards, then the first patrol event you see should be Priti and Harriet.

[QPRI04] Spy on Priti's Room

Full description = (4) Spy on Priti's room and find out what she was planning with Harriet.

In the evening, spy on Priti's room. (Note: if you have not already spied on her, then Priti's room will initially be shown as an "unknown room")

You will see that Priti has done math homework for Harriet in exchange for a bar of chocolate. You tell yourself this is a terrible scandal and that you should summon Priti to your office. Grades will decrease by 5 points. They will continue to decline by 5 points every Sunday evening until you manage to stop Harriet.

Note #1: the decrease in grades can happen from the start of Chapter 2, but it only happens when your grades are 51 or more. Once your grades drop to 50 or lower, you will not get the weekly decrease.

However, once you have seen this spy event, the message you see will change. Before you see this spy event, you are told that "an unknown influence is causing grades to decline". However, once you have seen this spy event you are told that the impact on grades is because of Harriet's homework-for-chocolate cheating scheme.

Note #2: there is a special spy event that happens near the start of Chapter 2, where you smell Marijuana and you ask Maria Consuelo to do a search. See [REFR06](#) for details. If you have not already seen this event, you may get it when you try to spy on Priti. If this happens, simply spy on Priti the following evening.

[QPRI05] Summon Priti to your office

Full description = (5) Summon Priti to your office

During the day, use your office phone to call Priti to your office. She will immediately confess to giving Harriet the answers to Mr Wilson's homework. She asks if you will punish her. You get tell her that you won't punish her, or that you are afraid you must punish her.

Note: if you say you must punish her, you will spank her at the end of this event. However, it does not affect the choices you make later in the scene about whether to punish her again in the future.

You talk to her and discover that Priti's weakness is her repressed desires. Priti has been repressed her whole life and subconsciously yearns to be free from the control of others. You decide that need to help Priti become more rebellious. You then have to choose how to do this:

- You can encourage her to act on her repressed desires, which involves you helping Priti without resorting to punishments. (This is the **"desires" path**.)
- Or you can to act on her repressed desires as well as deliberately breaking the rules, which involves you punishing Priti. (This is the **"punishment" path**.)

If you selected the Desires path, Priti admits that she liked it when you took pictures of her in a bikini. You tell her that you will arrange more photo sessions as a way to learn to do things her mother wouldn't approve of. You agree to take a photoshoot of her after the play rehearsal on Wednesday evening.

If you selected the Punishment path, you tell her that she needs to purposely get herself in trouble, and that she will be punished afterwards. She then also admits that she liked it when you took pictures of her in a bikini, and you tell her that you

will arrange more photo sessions. You agree to take a photoshoot of her after the play rehearsal on Wednesday evening.

If you chose to spank her earlier, then you will spank her now, and earn \$400.

Note: *if you previously forced Priti to strip when taking the photos for Mr Wilson (see [QWIL05](#)) then when you select the desires or punishment path, you will tell yourself that that you need Priti to trust you, but you broke that trust.*

You will need to complete an extra task (getting Priti to model the school uniforms and swimsuits) before you can continue with Priti's quest. See [QPRI07](#) and [QPRI08](#) for details.

Game Note: *Priti's student quest may not properly update if you forced her to strip and then chose the desires path. It may not show the requirement to open the cafeteria and order the chocolate cake from the manager ([QPRI10](#)).*

However, you can still complete the task (for example, by following the instructions in this walkthrough instead of the questlog). Priti's student questlog will be properly updated once you have been given the cake by the manager. (Alternatively, you may find it easier to follow the punishment path instead.)

The following morning, you will get a scene with Priti before school where you tell Priti that you think she has repressed her normal desires. You say that you will stop by the sports center on Wednesday after the school play to do another photoshoot. Priti also tells you that her favorite type of chocolate is chocolate cake. This unlocks a further task for Priti ([QPRI11](#)).

You then tell yourself that Harriet is the true criminal deserving of punishment, and you need to deal with her as a priority, otherwise grades may decline rapidly. This unlocks Harriet's Student Quest ([QHAR](#)).

If you selected the Desires paths, see [QPRI07](#) and [QPRI10](#) for the next actions. If you selected the Punishment path, then see [QPRI06](#), [QPRI07](#) and [QPRI10](#).

Fun note: if you selected the Punishment path, you can do a fun body search on Priti on Tuesday morning where she tries to break the rules by hiding a liqueur chocolate.

[\[QPRI06\] Punish Priti in Your Office \(to Level 2\)](#)

Full description = (1) Learning to rebel – if Priti can't rebel against you, then how can she hope to do so against her mother? You, therefore,

convinced Priti of the need to be naughty. **Catch Priti Misbehaving in class and punish her in your office.**

If you have not already done so, you will need to buy the Aloe Vera Cream first. To do this, you will need to punish Rachel and spy on her room afterwards. See [RAC01](#).

Teach classes until Priti throws a ball of paper at your head. To progress this quest, order her to your office after school. Priti will then automatically report to your office after the afternoon classes. Choose to give her a private punishment.

Note #1: You can also choose to ask Priti an impossible question during the Friday pop quiz. She will give a deliberately rude answer, and you can choose to punish her in your office.

Note #2: see [Bad Girl Priti \(CLA17\)](#) for the other punishment options you can choose. The other options can give you discipline/grade points but will not progress Priti's student quest.

Priti will start this punishment at Level 1. Remove her clothing & skirt. (If you have passed the strip to underwear rule, you can choose to do that instead.)

Position her bent over the desk and do a hand spanking and ruler spanking. Position her over the knee and apply the ointment, spank her and massage her buttocks. You will then get a message saying that you have raised her to the next level (level 2).

If you have already taken photos of Priti after the school play rehearsal ([QPRI09](#)) and have bought the cake from Patricia ([QPRI10](#)), then at the end of Priti's punishment you will tell yourself that you think Priti has made progress in becoming more confident and rebellious, and that she's ready for a little test. See [QPRI11](#).

[QPRI07] Wait for Priti to Speak with You Again

Full description = (2) Understanding her Desires – Priti needs help exploring her repressed desires. Wait for Priti to speak with you again.

The following weekday morning, you will see a scene where Priti talks to you before school. You tell Priti that you think she has repressed her normal desires. Priti agrees that she enjoyed it when you took pictures of her in your office. You agree to take further photos of Priti after the school play rehearsal. See [QPRI09](#).

Note: if you previously forced Priti to strip (instead of tricking her) when taking the photos for Mr Wilson (see [QWIL05](#)), then you will see a slightly different scene.

You agree to ahead with the photoshoot that you had previously been considering when Mr Wilson wanted naked pictures of her. See [QPRI08](#).

[QPRI08] Purchase the Uniform Samples

Note: *you will only see this quest if you previously forced Priti to strip (instead of tricking her) when taking the photos for Mr Wilson (see [QWIL05](#)).*

Full description = (2) Understanding her Desires – Priti is repressing her desires and they are bubbling up inside her waiting to explode. You urgently need to help her understand her needs and how to satisfy them. You suspect that Priti is secretly proud of her body and has a repressed desire to show it off. You, therefore, concocted a ruse to have her pose for photos in your office to test your theory. **Purchase the new uniform samples online, then summon Priti to your office during school hours.**

Once you have \$1200, buy the School Swimwear Samples from the Online Shopping | Electronics option on your office computer. It will arrive the following weekday.

You can then use your phone to summon Priti again and complete the photoshoot. During the photoshoot you agree to take further photos of Priti after the school play rehearsal. See [QPRI09](#).

Game Note: If you previously forced Priti to strip, then the maximum number of Influence points you will be able to get is 10. However, in order to complete the student quests for Priti and Harriet you will need to pass the topless punishment rule, which requires 11 influence points. In the current version of the game, it is recommended you use the [cheat menu](#) to add an extra influence point and allow you to continue.

[QPRI09] Meet Priti After the School Play

Full description = (2) Understanding her Desires – Priti is repressing her desires and they are bubbling up inside her waiting to explode. You urgently need to help her understand her needs and how to satisfy them. She says that she enjoyed your photoshoot together and that her mother certainly wouldn't have approved. Perhaps it's time for another photo shoot. **Meet Priti after the school play rehearsal on Wednesday evening in the gymnasium.**

Note: *if you choose the Desires path, this task is shown as number (1), not (2).*

On Wednesday evening, go to the gym (in the sports center).

Note: If you have not already completed it, you will see the Drama Night Part 2 event (OTH02), where Emily gives out the new costumes. Miss Potts will ask if you want to stay and watch the rehearsal of the first act. You can agree or disagree. See OTH02 for details. You will then need to visit the gym again the following Wednesday to complete this task.

At the gym, Claire will tell you that the girls are rehearsing again. Priti appears as Aphrodite. You tell yourself that posing in a skimpy outfit for the play should help Priti improve her confidence. You think that getting Priti to appear on stage fully naked would help even more, but first you need to get her more accustomed to showing off her body in private.

Note: you do not need to have seen Drama Night Part 2. However, the dialogue makes more sense if you have.

After the girls have finished rehearsing, you will have a private photoshoot with Priti.

Note: if you are on the non-punishment path, Priti will now advance to the next level (level 2).

At the end of the photoshoot, you will tell Priti that you want to test her confidence. You can now summon Priti to your office at any time during the school day by using your office phone.

[QPRI10] Open the Cafeteria and Speak with the Manager

Full description (Punishment path) =

(3) Complete tasks 1 and 2 and then test Priti's confidence and ability to act on her desires. You're going to need to find something she really craves. **Open the cafeteria and speak with the manager about purchasing a chocolate cake.**

Full description (Desires path) =

(2) Complete task 1 and then test Priti's confidence and ability to act on her desires. You're going to need to find something she really craves. **Open the cafeteria and speak with the manager about purchasing a chocolate cake.**

If you have not already done so, you will need to build the cafeteria. To do this, buy the "Cafeteria" from the Upgrade Facilities option on your computer. It will cost \$5,000. It takes a week before the cafeteria is ready.

You will also need to recruit Patricia Taylor, the Restaurant Manager, to run the cafeteria. To do this, you will need to complete the First Date with Samantha (OTH14), Meeting Lily (OTH15), The New Dinner Lady (OFF03) and Maxine's Demand (PAP02).

Note: Make sure that you have completed the paperwork event "Maxine's demand". If you build the cafeteria and recruit the dinner lady, but have not completed Maxine's demand, then Patricia will not actually start.

Instead, when you visit the cafeteria you will get the message: "the cafeteria construction has been completed. I have a restaurant manager now so I just need to wait for her first day of work."

Once you have completed these, then in the morning Samantha will tell you that Patricia will be starting work at the new cafeteria, and her daughter Arabella will be starting school as well. Samantha also tells you she has created a rota of students to help Patricia in the cafeteria.

Note: Patricia will not start on a Friday morning. Instead, Samantha will speak to you the following Monday morning.

In the afternoon, go to the cafeteria. The first time you visit the cafeteria, you will see the Duchess in the Kitchen event (SCH14), where Patricia punishes Donna.

The following day, go to the cafeteria in the afternoon again. You will Harriet asking Priti why she was called to the Headmaster's office. Harriet also says that Priti is sexually repressed.

Note: if you had already built the cafeteria, you may have already seen the scene where Donna is punished. If this case, you will automatically see the scene with Harriet and Priti instead.

Afterwards, you will automatically speak to Patricia and ask her to bake a chocolate velvet cake. It will cost \$500. Patricia will deliver it to you the following morning.

Note #1: You can speak to Patricia and buy the chocolate cake before you have punished Priti (QPRI06) and/or done Priti's photoshoot after the play (QPRI09).

Note #2: Patricia will not deliver the cake on a Friday morning. Instead, she will deliver it on the following Monday morning.

Note #3: If you do not have \$500, then you say that you'll have to come back later, as you don't have the cash. Wait until you have \$500, and visit the cafeteria again.

[QPRI11] Test 1: The Chocolate Cake

Full description (Punishment path) =

(3) Test Priti's confidence and ability to stand up to authority using the chocolate cake Patricia made for you. **Complete tasks 1 and 2 and test Priti's progress in your office.** You can do this either after her punishment or by summoning her with the phone on your desk.

Full description (Desires path) =

(2) Test Priti's confidence and ability to stand up to authority using the chocolate cake Patricia made for you. **Complete task 1 and test Priti's progress by summoning her to your office.**

If you are on the punishment path, you will need to complete [QPRI06](#) (punishing Priti), [QPRI09](#) (taking photos of Priti after the school play rehearsal) and [QPRI10](#) (getting the cake from Patricia).

If you are on the desires path, you will need to complete [QPRI09](#) (taking photos of Priti after the school play rehearsal) and [QPRI10](#) (getting the cake from Patricia).

Use your office phone to call Priti to your office. You will tell her it's time to test her ability to act on her desires. Choose "Test 1 – Your desire for chocolate". You leave Priti alone in your office with the cake, and tell her that failed the test, because she didn't rebel and eat the cake. Priti then licks the chocolate off your fingers, and you give her another slice of cake.

Note (punishment path only):

If you had already taken photos of Priti after the school play rehearsal ([QPRI09](#)) and bought the cake from Patricia ([QPRI10](#)) before you punished Priti, then you don't need to use the office phone. Instead, you can automatically test Priti's progress at the end of her punishment.

You then agree that you will buy a new bikini for Priti to wear on the beach. You tell Priti to meet you on the beach on Saturday afternoon.

Once this task is complete, the quest log will be updated. If you encouraged Priti to act on her repressed desires (without resorting to punishments), see [QPRI13](#) and [QPRI14](#) for the next actions. If you encouraged her break the rules as well as act on her repressed desires, then see [QPRI12](#), [QPRI13](#) and [QPRI14](#).

[QPRI12] Punish Priti in Your Office (to Level 3)

Full description = (1) Learning to Rebel – Priti is becoming a little more rebellious but she still needs more experience at being naughty. **Catch Priti misbehaving in class and then punish her in your office.**

If you have not already done so, you will need to pass the "strip to underwear" rule. To do this, pass the Corporal Punishment rule "students may be ordered to strip down to their underwear" at the Friday board meeting. You will need Influence 10 and Discipline 55.

Teach classes until you see a scene where Priti spanks you as you are collecting homework answers from the class. To progress this quest, order her to your office after school. Priti will then automatically report to your office after the afternoon classes. Choose to give her a private punishment.

Note #1: You can also choose to ask Priti an impossible question during the Friday pop quiz. She will give a deliberately rude answer, and you can choose to punish her in your office.

Note #2: when Priti misbehaves in class, there are other punishment options you can choose. The other options can give you discipline/grade points but will not progress Priti's student quest. However, the event will randomly repeat when you teach a class so you can then choose a different option.

(The Bad Girl Priti guide (CLA17) includes a list of the other punishment options/outcomes you can choose for Priti. These are identical to the options available in this event.)

Priti will start the punishment at level 2. Tell her to strip to her underwear. Position her bent over the desk and give her a ruler spanking and paddle spanking. Position her over the knee, apply the ointment, massage her buttocks, massage her inner thighs, and give her a spanking. You will then get a message saying that you have raised her to the next level (level 3).

[QPRI13] Purchase a Bikini and Meet Priti on the Beach

Full description = (2) Understanding her Desires – as you suspected, Priti has a repressed desire to feel sexy. She confessed that she's always wanted to wear a bikini on the beach but her mother wouldn't let her. You should buy her a new bikini and encourage her to wear it in public. **Purchase a string bikini and meet Priti on the beach on a Saturday afternoon.**

Note: if you choose the Desires path, this task is shown as number (1), not (2).

Buy the string bikini from the Online Shopping | Clothing option on your office computer. It will cost \$500, and will arrive the following weekday.

On Saturday afternoon, go to the Lake. You will give Priti the string bikini and she will spend the day at the beach, getting lots of attention from the rest of the girls and posing for pictures. You think that Priti is feeling very sexually frustrated and that she's either not masturbating regularly or she is, but feeling guilty about doing so. You tell yourself you need to summon her to your office to test her on what she's learned so far.

Note: if you are on the non-punishment path, Priti will now advance to the next level (level 3).

[QPRI14] Test 2: Desire to Feel Sexy

Full description (Punishment path) =

(3) Test Priti's ability to act on her desire to feel sexy. Complete tasks 1 and 2 and test Priti's progress in your office. You can do this either after her punishment or by summoning her with the phone on your desk.

Full description (Desires path) =

(2) Test Priti's ability to act on her desire to feel sexy. **Complete task 1 and test Priti's progress by summoning her to your office.**

If you are on the punishment path, you will need to complete [QPRI12](#) (punishing Priti) and [QPRI13](#) (giving Priti the string bikini at the beach).

If you are on the desires path, you will need to complete [QPRI13](#) (giving Priti the string bikini at the beach).

Use your office phone to call Priti to your office. You will tell her it's time to test her ability to act on her desires. Choose "Test 2 – Your desire to feel attractive". You tell her that you want her to alter her uniform in a way that complies with the exact wording of the rules but makes a mockery of the school's uniform policy. You then tell yourself that you should spy on her to see how she's getting on.

Note (punishment path only):

If you had already seen Priti at the beach in her new bikini ([QPRI13](#)) before you punished Priti, then you don't need to use the office phone. Instead, you can automatically test Priti's progress at the end of her punishment.

[QPRI15] Spy on Priti's Room and Complete Harriet's Questline

Full description = (3) You decided to test Priti's ability to act on her desire to feel sexy by telling her to make some alterations to her uniform. **Spy on her room in the evening** to see how she is getting on with the task. You will also need to **complete Harriet's student quest Maid for Punishment** to continue with Priti's story.

Note: This description only appears if you have not completed the first part of Harriet's student quest and made her the dormitory maid. If you have already completed this part of Harriet's quest, please see [QPRI16](#), below, instead.

Complete [QHAR01](#) to [QHAR08](#) of Harriet's student quest. This involves doing patrols to find out about Harriet's activities, doing a body search of Harriet and agreeing her punishment at the school board. You will then teach a class and see a punishment scene with Harriet. You strip Harriet to the waist and then announce her punishment as the new dormitory maid.

You can then complete the rest of Priti's quest. See [QPRI16](#).

Note: *there is no point spying on Priti's room before the classroom punishment scene with Harriet ([QHAR07](#)). You will only see "placeholder" scenes that do not advance the storyline.*

There are 2 different placeholder scenes. If you spy on Priti's room before doing the body search of Harriet, you will see Harriet giving Priti another bar of chocolate in exchange for more homework answers. You tell yourself that you don't think you're going to make much progress with Priti until you've dealt with Harriet.

If you spy on Priti's room after doing the body search, you will simply see Priti is doing her homework at her desk.

[QPRI16] Uniform Alterations: Spy on Priti's Room

Full description = (3) You decided to test Priti's ability to act on her desire to feel sexy by telling her to make some alterations to her uniform. **Spy on her room in the evening** to see how she is getting on with the task.

Note: *if you have not completed the first part of Harriet's student quest and make her the dormitory maid, then the description will include an extra line about the need to complete Harriet's student questline at the end. See [QPRI15](#) for information.*

In the evening, spy on the dorms. If you have not already done so, you will need to spy on Liz's room first. You will see Harriet in her maid's costume, being given chores by Liz and Emily (See [QHAR08](#) for details).

After you have seen the scene in Liz's room, spy on Priti's room. You will see Harriet hiding in Priti's room while Priti is studying the uniform policy.

[QPRI17] Uniform Alterations: Teach a Class

Full description = (3) You decided to test Priti's ability to act on her desire to feel sexy by telling her to make some alterations to her uniform. Teach a class to see what changes she can come up with

If you are on the Desires path, and you have not already done so, you will need to pass the "strip to underwear" rule. To do this, pass the Corporal Punishment rule "students may be ordered to strip down to their underwear" at the Friday board meeting. You will need Influence 10 and Discipline 55.

Note: if you are on the Punishment path you will have already passed this rule when you raised Priti to Level 3 ([QPRI12](#)).

Teach a class. Priti will attend class in a very skimpy uniform. You will talk to her in your office after class, and then masturbate her.

Note: if you are on the non-punishment path, Priti will now increase to the next level (level 4).

You tell yourself that you will need to teach Priti how to masturbate herself regularly. You also decide that she should have some sexy nightwear to wear, to get her in the right frame of mind.

Once this task is complete, the quest log will be updated.

If you are on the punishment path, see [QPRI18](#), [QPRI19](#) and [QPRI21](#). If you are on the Desires path, then see [QPRI19](#) and [QPRI21](#) for the next actions.

[QPRI18] Catch Priti Misbehaving (raise to Level 4)

Full description = (1) Learning to Rebel – Priti's ability to rebel is improving and she's becoming a little more naughty. However, she still has a long way to go. Catch Priti misbehaving in class and then punish her in your office.

Teach a class. Priti will arrive in her skimpy uniform, remove her tie, and then calls you a big dummy. To progress this quest, order her to your office after school. You will get +1 grades.

Note: *If you choose to punish her in class (either by spanking her or giving her an enhanced nudity punishment), then you will get discipline/grade points, but you will not progress Priti's quest.*

However, if you teach further classes, then this event will then randomly happen again. You can then choose to order her to your office after school and continue this quest.

See [STP09](#) for more details of the in-class punishment options.

Priti will then automatically report to your office after the afternoon classes. Choose to give her a private punishment.

Priti will start this punishment at Level 3. Order her to strip to her underwear. Because Priti isn't wearing a bra, this will mean she will just be wearing her panties. Position her with hands above her head and then pinch her nipples and lick her nipples.

Position her bent over the desk and give her a hand spanking, ruler spanking and paddle spanking. Position her over the knee and rub her pussy. You will then get a message saying that you have raised her to the next level (level 4).

[QPRI19] Speak with Priti Again

Full description = (2) Understanding her Desires – Priti confessed to masturbating occasionally but says she always felt deep shame afterwards. You strong believe that young women should never be ashamed of their sexual desires. You, therefore, decided to help rid her of that shame by having her masturbate in front of you. Unfortunately, she lacks the confidence for that yet. **Wait until the next weekday morning to speak with Priti again.**

After Priti wears her skimpy uniform to class and you masturbate her afterwards ([QPRI17](#)), you will automatically see a scene the next morning.

Priti, dressed in her skimpy uniform, talks to you. You suggest that she needs to appear fully naked in the school play. See [QPRI20](#) for the next stage.

[QPRI20] Go to the Gymnasium on a Wednesday Evening

Full description = (2) Understanding her Desires – Priti confessed to masturbating occasionally but says she always felt deep shame afterwards. You strong believe that young women should never be ashamed of their sexual desires. You, therefore, decided to help rid her of that shame by having her masturbate in front of you. First, she will need

to build up her confidence. You suggested she perform nude in the next play rehearsal as a way to improve her confidence. **Go to the gymnasium on a Wednesday evening.**

Note: if you choose the Desires path, this task is shown as number (1), not (2).

On Wednesday evening, go to the gym (in the sports center). You will see Priti appear naked on stage while playing the roles of Aphrodite and Pandora. This task will then be completed.

[QPRI21] Purchase New Nightwear for Her to Wear

Full description (Punishment path) =

(3) Complete steps 1 and 2 and then test Priti's ability to act on her desire for self love. **Purchase new nightwear for her to wear.**

Full description (Desires path) =

(2) Complete step 1 and then test Priti's ability to act on her desire for self love. **Purchase new nightwear for her to wear.**

Buy the sexy night wear from the Online Shopping | Clothing option on your office computer. It will cost \$800, and will arrive the following weekday.

[QPRI22] Test 3: Desire for Self Love

Full description (Punishment path) = (3) Test Priti's ability to act on her desire for self love. **Complete tasks 1 and 2 and test Priti's progress in your office.** You can do this either after her punishment or by summoning her with the phone on your desk.

Full description (Desires path) =

(2) Test Priti's ability to act on her desire for self love. **Complete task 1 and test Priti's progress by summoning her to your office.**

If you are on the punishment path, you will need to complete [QPRI18](#) (punishing Priti), [QPRI20](#) (seeing Priti naked in the school play) and [QPRI21](#) (buying the sexy underwear).

If you are on the desires path, you will need to complete [QPRI20](#) (seeing Priti naked in the school play) and [QPRI21](#) (buying the sexy underwear).

Use your office phone to call Priti to your office. You will tell her it's time to test her ability to act on her desires. Choose "Test 3 – Your desire for self love".

Note (punishment path only):

If you have already seen Priti naked on stage and bought the sexy night wear before you punished Priti, then you don't need to use the office phone. Instead, you can automatically test Priti's progress at the end of her punishment.

Priti says she thinks that touching herself is shameful. You and Priti both remove your clothes and masturbate together. You then tell Priti that you want her to try masturbating again as soon as possible, and you give her the sexy night wear. You tell yourself that you should spy on Priti's room to see how she looks in her new nightclothes.

[QPRI23] Sexy Lingerie: Spy on Priti's Room

Full description = (3) You have been teaching Priti that it's OK to touch herself. You gave her some sexy lingerie to wear in her dorm room at night to help get her in the right mood. **Spy on Priti's room.**

Note: if you choose the Desires path, this task is shown as number (2), not (3).

In the evening, spy on Priti's room. You will see Priti in her sexy lingerie. Harriet, in her maid's uniform, tries to hide in Priti's room. Priti gets Debbie and gives Harriet a spanking. Priti then masturbates herself.

[QPRI24] Wait and See What Happens

Full description = (1) Thanks to all your help Priti is starting to become much more confident. She stood up for herself against Harriet and even gave her a spanking. You wonder what she will do next. **Wait and see what happens.**

The weekday after you see Priti spanking Harriet ([QPRI23](#)), this event will automatically occur. It will happen at the start of the afternoon. You go to the cafeteria, and see Cassandra trying to tease Priti, who ends up starting a food fight.

Note: If you press "skip day" during the morning, you will not see this event. Either carry out an event (e.g. teach a class, do a patrol) or use "skip period" instead.

You then hose down the girls to clean them and force them to attend the afternoon classes naked. You get discipline +5 and grades +5. You then tell Priti to report to your office for additional punishment. See [QPRI25](#).

[QPRI25] Decide on Priti's Fate

Full description = (2) Priti stood up for herself against a bully but inadvertently started a major food fight in the process. Wait until after school and decide on Priti's fate.

After the food fight and the subsequent afternoon class (where the food fight participants were naked), Priti will then automatically report to your office. You can decide to tell her that she must be punished, or that you won't punish her. If you decide to punish her, see [QPRI26](#).

If you decide not to punish Priti, you tell her that you would have loved to do the same to Cassandra as she did, and that Priti's proved how brave and confident she's become. However, Priti then suggests that she'd like a punishment from you.

You can choose to punish her anyway, as it's what she wants, or you can refuse to punish her. If you decide to punish her anyway, see [QPRI26](#). If you refuse to punish her, see [QPRI27](#).

Note: during this scene, it doesn't matter if Priti is on the punishment path or the desires path. You can choose to spank her even if she is on the desires path, and you can level her up without spanking her even if she is on the punishment path.

[QPRI26] Punish Priti (to Level 5)

Full description = (2) Priti stood up for herself against a bully but inadvertently started a major food fight in the process. Although you didn't blame her for her actions you decided she needed to be punished. Punish Priti and raise her level using the punishment system.

You tell Priti that it would be unprofessional to allow her act to go unpunished, and that the other girls will be expecting her to return with a red bottom. Priti then asks if you would like her to be your girlfriend. You can say that you should just be friends, or that you'd like to be her boyfriend but only after graduation. Miss Newman will then arrive and you will start the punishment.

Priti will start this punishment at Level 4. She is already naked. Position her bent over the desk and give her a hand spanking, ruler spanking and paddle spanking. Position her over the knee, massage her inner thighs and rub her pussy. Position her with hands above her head and finger her. You will then get a message saying that you have raised her to the next level (level 5).

Note: if you have choose the punishment path, you can also choose to pinch her nipples and lick her nipples instead of massaging her inner thighs and rubbing her pussy.

At the end of the punishment, choose "Test 4 – Your desire towards the opposite sex". You ask Priti to tell you what she desires most. Priti tells you that she would like to do another photoshoot with you, and she would like some more cake. You agree to meet her at the cafeteria on Saturday afternoon so that Priti can bake a cake and you can do the photoshoot at the same time. See [QPRI28](#).

[QPRI27] Test 4: Desire for the opposite sex

Full description = (1) Priti stood up for herself against a bully but inadvertently started a major food fight in the process. She accepted responsibility and offered herself up for punishment. However, you saw no need to spank her. Her training has been successful and there is no need to correct her behavior further. She is ready for your next test. **Test Priti's ability to act on her desire for the opposite sex.**

You tell Priti that you won't spank her for standing up for herself. Priti increases to the next level (level 5).

Priti then asks if you would like her to be your girlfriend. You can say that you should just be friends, or that you'd like to be her boyfriend but only after graduation.

At the end of the punishment, choose "Test 4 – Your desire towards the opposite sex". You ask Priti to tell you what she desires most. Priti tells you that she would like to do another photoshoot with you, and she would like some more cake. You agree to meet her at the cafeteria on Saturday afternoon so that Priti can bake a cake and you can do the photoshoot at the same time. See [QPRI28](#).

[QPRI28] Meet Priti at the Cafeteria on Saturday

Full description = (3) With your help Priti is blossoming into the brave and confident woman you always knew she could be. For her final test, you asked her what she desired most. She asked to do another photoshoot together and to eat more cake. You suggested meeting at the cafeteria at the weekend when it will be empty. **Meet Priti at the cafeteria on Saturday afternoon.**

On Saturday afternoon, go to the cafeteria. Priti bakes a cake whilst stripping naked, and you take photos of her. You then have a sixty-nine with her.

You assign her a new role as student counselor. Priti agrees that you can summon her to your office for punishment anytime you want. You also say that you can meet Priti here on Saturday afternoons so she can practice her cake baking some more.

[QPRI29] End of Priti's Content

Full description = You've reached the end of Priti's content for the current version of the game.

You can summon Priti to your office after school, and give her a punishment. If you go to the cafeteria on Saturday afternoons, you can repeat the scene where Priti bakes a cake and you have a sixty-nine with her.



[QEM] Emily: The Accidental Nudist

Description

Emily lost her towel at the beach and had to pretend to be a nudist to avoid a punishment for streaking. You decided that it would be a good idea to open an official school nudist area. First though you wanted to run the idea past Sally.

[QEM0a] Unlocking this Quest Part 1: Lucy the Maid

To unlock this event, you first need to employ Lucy as your maid and get her to serve you topless in your garden. To do this, please see Lucy's student quest, Maid for Pleasure ([QLUC01](#) to [QLUC06](#)).

Note: If you skipped Chapter 1 and started a game in Chapter 2, then Lucy will have already served you topless.

You need to visit the lake and play a trick on Lucy by making her think that there is a bee nearby. That will cause Lucy to run away, leaving Emily naked.

Ruth then accuses her of being a streaker, and you then convince Emily to become a reluctant nudist to avoid being punished for streaking. Ruth then suggests that you should designate a particular area of the beach where nudism is permitted. For details, please see [QLUC07](#) to [QLU08](#).

If you have not already done so, you will also need start Chapter 2 of the game by completing the main quest *A Man's Work* ([QM3](#)).

[QEM0b] Unlocking this Quest Part 2: Spying on Emily

In the evening, spy on Liz's room. You will hear Harriet saying she has heard that Emily is a nudist, and Emily explaining how Lucy left her naked and she had to pretend to be a nudist to avoid punishment. Liz then wonders if you might allow other girls to go swimming in the nude.

Note: Depending on what other events you have done, and when you last spied on Liz, the girls may talk about other subjects first. See [SPY00a](#) and [SPY00b](#) for a note of all the topics of gossip that the girls discuss.

You tell yourself that Ruth did suggest designating an area of the beach as a nudist area, and that it sounds like something the girls might make use of. You think that you should suggest the idea at the school board, but that you want to run the idea past Sally first.

This quest will then unlock. Liz, Harriet and Emily continue to gossip. Emily tells Liz and Harriet about the only penis she's ever seen, and how she'd "love to see a nice big penis someday".

[QEM01] Speak with Sally

Full description = (1) Speak with Sally in the men's changing rooms on a weekday afternoon.

On Tuesday, Wednesday or Friday afternoon, speak to Sally in the changing room in the Sports Center. She will tell you that she overheard a rumor about Emily being a nudist. Sally will then tell you that her family were nudists as well. You agree to call Emily to your office for a little chat.

Note #1: If you have not already done so, you will first need to get Sally to speak to you about whether you have found a set of keys. See Sally's Lost Keys (OTH08) for details.

Note #2: if you have made Rachel your trainee, but you have not yet taught a sports lesson since she became your trainee, then when you go into the changing room you will see the "Sally and Rachel Get Changed" event (STR03). You will then automatically teach a football game. You will need to go back to the changing room on a Tuesday, Wednesday or Friday afternoon and speak to Sally again.

[QEM02] Summon Emily and Sally

Full description = (2) Summon Emily and Sally using the phone in your office

Use your office phone to summon Sally and Emily. You and Sally will strip, and then Sally will undress Emily. You will struggle to contain your erection, and you can choose to think un-sexy thoughts, or to just let it happen. Regardless of which option you choose, you get an erection.

You also tell Emily that you will be designating an area of the beach as clothing optional but that you will need permission from the School Board first.

After Emily leaves, Sally will give you a blowjob. Emily then walks back into your office and sees everything, giving her some very juicy gossip to tell her friends later.

[QEM03] Spy on Liz's Room

Full description = (3) Spy on Liz's room to see what Emily tells her friends

In the evening, spy on Liz's room. You will hear Emily telling Liz and Harriet about Sally sucking your cock. You will get horniness +1.

[QEM04] End of Emily's story line

Full description = You've reached the end of Emily's story line for this update.



[QCAS] Cassandra: The Hostess with Mostess

Description

Cassandra is constantly getting in trouble. Whether it's by using her phone in class or simply by being disrespectful to her teachers. When questioned about her bad attitude Cassandra explained that she has no intention in working hard at school expecting that her good looks will win her a wealthy husband to provide for her. Realizing that you may have found a way to manipulate her into behaving, you offered to help her in her goal of meeting her prince charming in exchange for her good behavior in class.

Meanwhile, Mr Mykock emailed, informing you that some of the school's wealthy financial backers wanted a tour of the school and wished to be shown around by a student. You realized that with the right training Cassandra would be perfect for the role.

Unlocking this Quest

To unlock this event, you will need to raise Cassandra to punishment level 2 and complete the "Cassandra's Shocking Realization" event. This involves punishing Cassandra after class and then spying on Debbie's room twice. (See below, or for more details see [CAS01](#) and [STC01](#)).

Before you can raise Cassandra to Level 2, you will need to pass the Remove Skirts rule by punishing Debbie. See [DEB02](#) for details. You will need Influence 4 and Discipline 25 to pass the rule.

You will also need to buy the Aloe Vera Cream. To do this, you will need to punish Rachel and spy on her room afterwards. See [RAC01](#). The cream will cost \$50 and is available from the Online Shopping | Health option on your office computer.

Give Cassandra a private punishment. You can do this by teaching classes until she misbehaves, or you can complete "Faye's Embarrassing Situation" ([SCH10](#)) by going to the Sports Center on Wednesday afternoon and talking to Faye.

Remove her clothing & skirt. Position her bent over the desk and do both a hand spanking and ruler spanking. Position her over the knee, apply ointment, give her a hand spanking and massage her buttocks. You will then get a message saying that you have raised her to the next level (Level 2).

After you have spanked Cassandra and raised her to level 2, you can you can unlock 2 spying events with Cassandra and Debbie. See Cassandra's Shocking Realization ([STC01](#)) for more details.

Note: it is possible to raise Cassandra to Level 3 before you have completed the spy events. However, you will need to complete them before you can complete [QCAS02](#), below.

The following day, check your email (on your office computer). You will see an email from Mr Mykock. It says that a number of wealthy individuals have expressed an interest in visiting the school, and that he suggests you find a student to take them on a guided tour. You tell yourself that a girl trained to be the perfect hostess would be of great use to you. You think about choosing Cassandra. This quest will then unlock.

Note: once you have unlocked Cassandra's student quest, you can see a patrol event with Cassandra and Faye, where you realize that transforming Cassandra into a hostess is going to take a lot of work. See [XTRA08](#).

[QCAS01] Catch Cassandra Misbehaving in Class

Full description = (1) Catch Cassandra misbehaving in class and give her a private punishment in your office (you may need to unlock additional punishment methods by following other girls' storylines or through changing rules at the school board).

To complete this quest action, you will need to raise Cassandra to punishment level 3 and complete the "Cassandra's Shocking Realization" event. This involves punishing Cassandra after class and then spying on Debbie's room twice. (See below, or for more details see [CAS01](#) and [STC01](#)).

Before you can raise Cassandra to Level 3, you will need to unlock the "massage inner thigh" option by punishing Debbie. See [QSAL03](#) or [DEB03](#) for details.

Give Cassandra another private punishment. You can do this by teaching classes until she misbehaves, or you can complete "Faye's Embarrassing Situation" ([SCH10](#)) by going to the Sports Center on Wednesday afternoon and talking to Faye.

Remove her clothing & skirt. Position her with hands above her head, and do a body search. Position her bent over the desk and do a hand (or ruler) spanking and a paddle spanking. Position her over the knee apply the ointment, spank her and massage her thighs. You will then get a message saying that you have raised her to level 3.

Note: using the camera to take pictures will not increase Cassandra's humiliation level – you must do a body search instead. However, it is still worth trying to use the camera to see the additional background dialogue.

At the end of the punishment, give Cassandra a Basic Flirting Lesson.

[QCAS02] Spy on Cassandra in Debbie's Room

Full description = (2) Spy on Cassandra in Debbie's Room.

In the evening, spy on Debbie's room. You will see Cassandra practicing her flirting in the mirror, while Debbie is putting up posters of the Celebrity Love Archipelago stars Jodie, Kelly & Paige.

Note: if you have not already done so, you will need to complete Cassandra's first two spy events first. See Cassandra's Shocking Realization (STC01) for details.

Fun note: if you have seen any of the Celebrity Love Archipelago episodes (see OTV02 for details) then the dialogue changes slightly.

You discover that Cassandra is still much too proud of herself to learn anything from you. You decide to observe her behavior around the school in a variety of situations in order to discover her weakness and to devise an appropriate strategy.

This will unlock 3 new quest actions, to observe her behavior in class, while patrolling the halls, and in the shower room. (See [QCAS03](#), [QCAS04](#) and [QCAS05](#)) You can complete these events in any order.

[QCAS03] Observe Cassandra's Behavior in Class

Full description = (3) Observe Cassandra's behavior in class.

Teach a class. After the lesson you will stay behind to do some marking. Some of the students also stay behind chatting. Cassandra makes up a story about a hot date and you tell yourself that you suspect she has little real sexual experience.

[QCAS04] Observe Cassandra's Behavior while Patrolling the Halls

Full description = (3) Observe Cassandra's behavior while patrolling the halls.

Do a patrol during the week. You will see the twins showing off their football skills. Cassandra is annoyed that she is not the center of attention. She then tells everyone that Debbie has a crush on Miss Newman the sports teacher in order to get their attention again.

[QCAS05] Observe Cassandra's Behavior in the Shower Room

Full description = (3) Observe Cassandra's behavior in the shower room.

In the evening, spy on the showers. You will see Cassandra picking on the "crying girl" (see [PAT01](#) and [PAT02](#) for the crying girl events).

Note: if you spy on the showers immediately after you spied on Cassandra and Debbie ([QCAS02](#)) it is possible to complete this event that same evening.

[QCAS06] Convince the School Board

Full description = (6) Convince the school board to allow you to punish the girls yourself – advance the main quest **A Man's Work.**

If you have not already done so, you will first need to complete the "A Man's Work" main quest ([QM3](#)) and start Chapter 2 of the new game.

[QCAS07] Visit the Sports Center in the Afternoon

Full description = (7) Visit the sports center in the afternoon and give Cassandra a public punishment.

When you have observed Cassandra's behavior in class, while patrolling and in the shower ([QCAS03](#), [QCAS04](#) and [QCAS05](#)), you discover Cassandra's weakness: Hubristic Pride. Cassandra has enormous pride in herself, not for any real accomplishment but for her very existence. You tell yourself that to shatter Cassandra's pride you must reduce her social standing.

On Tuesday, Wednesday, Thursday or Friday afternoon, go to the Sports Center. This event will automatically play out. You will see Faye standing naked outside the changing room after Cassandra pushed her out of the room. You get the girls to spank Cassandra with the paddle and then pleasure her until she has multiple orgasms. You will get +2 Horniness points.

Note #1: you have to click on the Sports Center on the main screen. If you click on the quick access button on the main map menu, you will not be able to complete this quest action.

Note #2: If Rachel is not your trainee yet (see [QRAC105](#)), then you will see a special scene where you meet Rachel first and ask her to carry your bag for you.

Note #3: You do not need to have completed Faye's Embarrassing Situation ([SCH10](#)) before you complete this event. However, the storyline makes more sense if you have done so. In addition, once you have

completed this event, Faye will no longer appear beside the changing room door on Tuesday afternoon, so you will not be able to complete Faye's Embarrassing Situation afterwards.

[QCAS08] Spy on Cassandra's Room

Full description = (8) Spy on Cassandra's room and see how she is recovering from her punishment.

In the evening, spy on the dorms. You will tell yourself that you should check in on Cassandra, and that you suspect she'll be in her own room tonight.

Spy on Cassandra's room. (Note: Cassandra's room will initially be shown as an "unknown room".) You will see Cassandra visited by the other girls, who all give her a big hug. You tell yourself that Cassandra has finally shown some remorse for her actions and the tiniest bit of empathy towards her classmates. You also realize that you can use the photographs during punishment to give the extra humiliation Cassandra needs.

[QCAS09] See if Cassandra's Behavior has Improved

Full description = (9) Teach a class and see if Cassandra's behavior has improved.

Teach a class. At the start of the lesson, you will tell the students that the photographs you take during punishments will now be posted in the corridor outside your classroom. Cassandra then calls you a pervert and you decide to punish her after class.

Note: if the next class you teach is on a Friday afternoon, you will still see this scene, instead of the normal "quiz" lesson.

[QCAS10] Punish Cassandra in your Office

Full description = (10) Punish Cassandra in your office and take humiliating photographs of her.

To complete this quest action, you will need to raise Cassandra to punishment level 4 and complete the "advanced flirting lessons" option at the end of the punishment.

Cassandra will automatically come to your office at the end of the day. Remove her clothing & skirt. Position her with hands above her head, and do a body search and use the camera to take pictures. Position her bent over the desk and do a ruler spanking and a paddle spanking.

Position her over the knee, massage her thighs and rub her pussy. You will then get a message saying that you have raised her to level 4.

Note #1: The "rub pussy" option was unlocked when you completed Debbie's student quest. See [QSAL04](#) for details.

Note #2: if you have passed the "strip to underwear" rule, you can tell Cassandra to do that instead of just removing her skirt. (The strip to underwear rule is unlocked at the start of Chapter 2. See [REFR04](#) for details.)

Fun note: After you have completed this punishment, if you click on the Classroom building during the day, you will see a special scene. You will see some of the other girls looking at Cassandra's punishment photos.

After the punishment, choose to give Cassandra advanced flirting lessons. You discuss some flirting and manipulation techniques and you tell Cassandra you want her to work for you. Cassandra then agrees to have dinner with you.

[QCAS11] Spy on Cassandra in the Dorms

[Full description = \(11\) Spy on Cassandra in the Dorms](#)

In the evening, spy on Debbie's room. You will see her talking with Debbie about your job offer, and Cassandra asks Debbie how she was persuaded to become a prefect. Cassandra says she's impressed at how you convinced Debbie to do it, and to be happy about it.

[QCAS12] Teach a class and Speak with Cassandra

[Full description = \(12\) Teach a class and speak with Cassandra](#)

Teach a class. Before the class starts, Cassandra will approach you and try to blackmail you. You tell her she will be punished after school. During the lesson, you note that Cassandra is particularly attentive and even answers a few questions. You get +2 grades.

Note #1: if the next class you teach is on a Friday afternoon, you will still see this scene, instead of the normal "quiz" lesson.

Note #2: Cassandra will automatically come to your office at the end of that day to be punished, but you will need to have passed the "strip to underwear" rule before you can increase her punishment level (see [QCAS13](#), below). It is therefore advisable to pass the strip to underwear school rule before you complete this quest action.

If you need to pass the strip to underwear rule, see [QCAS13](#) for the next action. If you have already passed the rule, see [QCAS14](#).

[QCAS13] Approval to Punish Girls in Their Underwear

Full description = (13) Punish Cassandra in your office and use the vibrator on her (requires board approval for punishing girls in their underwear).

Once you have Influence 10 and Discipline 55, pass the new Corporal Punishment rule "students may be ordered to strip down to their underwear" at the Friday board meeting.

Note: the strip to underwear rule is unlocked at the start of Chapter 2. See [REFR04](#) for details.)

[QCAS14] Punish Cassandra and use the Vibrator on her

Full description = (13) Punish Cassandra in your office and use the vibrator on her.

Give Cassandra another private punishment. Cassandra will automatically come to your office after she tried to blackmail you. Alternatively (for example, if you had not yet unlocked the strip to underwear rule), you can teach classes until she misbehaves, or you can ask her a difficult question during the Friday pop quiz.

She will start the punishment at Level 4. Order her to strip to her underwear. Position her with hands above her head and use the camera to take pictures (or do a body search).

Note: you can do a body search instead of taking pictures. However, you get an extra small scene which helps to develop Cassandra's storyline if you take the pictures.

Position her bent over the desk and give her a hand spanking, a ruler spanking and a paddle spanking. Position her over the knee, massage her thighs (or rub her pussy). Put her in the diaper position and use the massage wand. You will then get a message saying that you have raised her to level 5.

Note: you do not need to use the massage wand. While over the knee, you can choose to rub her buttocks, massage her thighs and then massage her pussy instead.

At the end of the punishment, choose to arrange a Practice Date with her. You agree to have a dinner date with her, and you tell her that you will purchase a

new dress for her to wear. You will not complete this quest action unless you arrange the practice date.

[QCAS15] Purchase a New Dress for Cassandra

Full description = (14) Purchase a new dress for Cassandra to wear on your date.

Once you have \$1500, buy the Red Dress from the Online Shopping | Clothing option on your office computer. It will arrive the following weekday.

Note #1: if you don't buy the red dress by the following Saturday, you will get a message saying that you're meant to be having a date with Cassandra but you haven't bought her a new dress yet. You say that you'll have to wait until the next weekend.

Note #2: the dress is delivered the following weekday morning. If you purchase the dress on Friday, it will not be delivered until Monday, and you will not be able to do the date that weekend.

[QCAS16] Wait for your Date with Cassandra

Full description = (15) Wait until Saturday evening for your date with Cassandra.

Once you have bought the dress, this scene will automatically happen the following Saturday evening. Cassandra will arrive and change into the red dress. You will have dinner.

During the date, talk about both the job opportunity and her motivations. You then realize that Cassandra has been drinking rather quickly, and you wonder if you should warn her that she is drinking too much.

You should choose "Say something". If you choose "Wait and see what happens", Cassandra will get drunk and the date will end. See [QCAS17](#) for the next steps.

If you choose "say something", you will tell her that most men she will have dinner with will likely try to get her drunk, because it's a tried and tested strategy for getting women to sleep with them. She thanks you for the advice. At the end of the meal, she agrees to move over to the sofa with you. You tell her that to keep a wealthy man interested, she needs to demonstrate sexual competence by giving them a blow job.

Cassandra will then give you a very poor blow job. You can choose to either "break it to her gently" or "be brutally honest". The dialogue will change, but in both cases you tell her that she needs to practice more.

You tell her she is to report to your office after school, and that you will discipline her and she can practice sucking your cock. You also tell her that she should try and find some instructional porn videos, and suggest that Debbie could help her find some suitable videos.

At the end of the date, you tell yourself that you should check in on Debbie's room to make sure Cassandra asks for help finding some instructional porn videos. See [QCAS18](#).

[QCAS17] Speak with Cassandra and Rearrange your Date

Full description = (15) Speak with Cassandra before class and rearrange your date.

You will only get see this quest action if Cassandra gets drunk during your date. During the week, teach a class. Before the lesson, Cassandra will speak to you and say that she'd like to try the date again.

This action will then change back to "Wait until Saturday evening for your date with Cassandra" ([QCAS16](#)). The following Saturday, you will get another date with Cassandra.

[QCAS18] Spy on Debbie's Room

Full description = (16) Spy on Debbie's room.

After your date with Cassandra, spy on Debbie's room in the evening. Debbie says that she can share some blowjob videos with Cassandra, and they agree that Cassandra will go down on Debbie. They watch some videos and then make out. Cassandra licks Debbie's pussy, but does so badly. Debbie then shows Cassandra how to masturbate properly.

[QCAS19] Summon Cassandra for Punishment

Full description = (17) Summon Cassandra to your office for punishment after school.

After classes, summon Cassandra to your office for punishment. You are given the option to skip her punishment, or to give her a spanking first.

Note #1: you are only given the option to summon a girl for punishment if no other girls have been ordered to your office. For example, if you taught

a class that day and ordered a girl to be punished after school, you will not be able to summon another girl.

Note #2: if the current version of the game, you cannot increase Cassandra to punishment level 6. You therefore may wish to skip the spanking. (However, you can get still some money by spanking Cassandra.)

If you give her a spanking, then after the punishment choose to give her some blowjob practice. If you choose to skip the spanking, you will automatically start the blowjob practice.

Cassandra will then give you a blowjob. You tell it was a passable blowjob, but you think you need to find her a proper instructor. You wonder if Trixie would be willing to help out with some hands-on sex-ed.

Note: if you didn't hire Trixie, then the dialogue will be slightly different. You will tell yourself that you should have hired Trixie. You then tell Cassandra that you don't have anyone in mind, but hopefully a suitable teacher will turn up soon.

[QCAS20] You've reached the end of Cassandra's content

Full description = You've reached the end of Cassandra's content for this update.

You can continue to summon Cassandra to your office for blowjob practice, but this is the end of her student questline in the current version of the game.



[QHAR] Harriet: Maid for Punishment

Description

Harriet Rose is a smart and savvy young woman, who claimed to have run a successful company before being forced back to school. Whilst spying on the girl's dorms you observed Harriet pressuring another student into giving her homework answers in exchange for chocolate. Harriet, it seems, was then selling these answers to other girls in exchange for cash.

You had noticed the girls' average grades have been falling recently. Could this be one of the causes? You will need to deal with Harriet's criminal enterprise as soon as possible. You will also need to devise a suitably harsh punishment to make sure the girls understand just how important their grades are.

Unlocking this Quest

To unlock this event, you will need to need to complete the first part of Priti's Student quest, where you summon Priti to your office, and she confesses to giving Harriet the answers to Mr Wilson's homework ([QPRI05](#), see also [STP03](#)).

The following morning, there will be a scene where Priti apologizes to you, and you talk about how you will help Priti. At the end, you tell yourself that Priti is already a good girl with excellent grades, but Harriet is the true criminal deserving of punishment. This quest will then unlock.

[QHAR01] Patrol the Halls During the Week

Full description = (1) Knowing Harriet's guilt won't be enough to stop her, you'll need to catch her red handed with sufficient evidence to provide her crimes to the school board so she can be suitably punished. **Patrol the halls during the week** and keep an eye out for Harriet.

You will need to complete the "Charlotte Caught Smoking" ([PAT16](#)) and "A Spanking or a Handjob" ([PAT17](#)) patrol events.

This involves doing a patrol until you find Charlotte smoking. You need to choose to punish Charlotte, and search her thoroughly for more cigarettes. When you do another patrol, you will see Charlotte and Harriet doing a trade. Charlotte gives Harriet a pair of knickers in return for a pack of cigarettes. You then follow Charlotte and find her smoking again.

Note: Charlotte will offer you a handjob to avoid being punished. You can choose to punish her or accept a handjob. Either option will allow you to continue with Harriet's student quest.

The next quest action(s) will vary depending on what you have already done (or not done). If you have already visited the cafeteria and overheard Harriet talking about her source, then see [QHAR03](#). If you have already passed the topless in class punishment rule as well, then see [QHAR04](#) for the next action. If you have not done any of this, then see [QHAR02](#).

[QHAR02] Visit the Cafeteria at Lunchtime

Full description = (2) You spotted Harriet selling cigarettes to Charlotte. Clearly, she is getting supplies from someone off-campus. If you knew where Harriet was meeting her source you could follow her. Perhaps you might overhear something while the girls are eating lunch. **Visit the Cafeteria at Lunchtime.**

If you have not already done so, you will need to open the cafeteria. See [QPRI10](#) for details of how to open the cafeteria. The first time you visit the cafeteria, you will see Donna being punished.

The second time you visit the cafeteria, you will overhear Harriet asking Priti why she was called to your office, and if she snitched on Harriet. Harriet then says that she'll be meeting her contact soon.

Note: it is possible to visit the cafeteria and hear Harriet saying that she will be meeting her contact soon before you complete Charlotte's two patrol events. If this happens, then you will not see this quest action as you have already completed it.

[QHAR03] Patrol the Halls and Follow Harriet to Find her Source

Full description = (2) You spotted Harriet selling cigarettes to Charlotte. Clearly, she is getting supplies from someone off-campus. While you wait for Harriet's next delivery, ensure you have the correct punishment methods available to deal with her when the time comes. **Pass the topless in class public punishment rule.**

At the School Board on Friday morning, pass the Public Punishment rule "Students misbehaving during class may be ordered to remove all clothing above the waist for the remainder of the lesson" (see [REFR05](#) for details). You will need Influence 11 and Discipline 75.

[QHAR04] Patrol the Halls and Follow Harriet to Find her Source

Full description = (2) You spotted Harriet selling cigarettes to Charlotte. Clearly, she is getting supplies from someone off-campus. You can't bust Harriet until you find her source. **Patrol the halls during the week** and follow Harriet to find her source.

Do a patrol. You will see Harriet secretively hurrying towards the school's back gate. You will see her meeting Lily (who is the sister of Samantha, your secretary). Lily is her source, who is supplying her with alcohol, cigarettes, chocolate and knickers.

Note: you do not have to complete the "Meeting Lily" event (OTH15) first, but it helps the storyline if you have done so.

You tell yourself that you need to catch Harriet with another girl's homework answers. You wonder if she might store her contraband in one of the sports center lockers.

[QHAR05] Perform a Body Search on Harriet

Full description = (3) It turns out that Harriet is buying cigarettes, alcohol and underwear from Samantha's sister, Lily. Now you know her source, it's time to make your move and busy the whole affair wide open. You've seen her hanging around the sports center lockers on Monday and Friday afternoons and suspect she stashes all her contraband there. A thorough search of her person is in order. **Perform a body search on Harriet.**

If you have not done so, you will need to make Rachel your trainee. To do this, follow the "Headmaster's Pet" student quest until you complete the action "Catch Rachel falling asleep in class again then assign her the role of your trainee" (see QRAC105).

You will need to pass the Body Search rule at the Friday school board meeting. If you have not done so, at the School Board on Friday morning, pass the Headmaster's Privileges rule "The Headmaster has the right to perform a body search of anyone on campus. Students must raise their skirts and open their shirts to allow for easy access to their underwear." (See REFR06 for further details). You will need Influence 11 and Discipline 70 to pass the rule.

On Monday or Friday afternoon, go to the Sports Center and speak to Harriet. Choose to do a body search.

Note #1: if you have not already done so, you can ask her "how are you?" and "how's business?" These are not required but help to progress the storyline.

Note #2: if you have not already completed Cassandra's event "Unlocking her Weakness" (CAS04) where the other girls spank Cassandra with the paddle in the sports center, then you cannot see Harriet on Friday. You will see Cassandra's event instead.

After doing a body search, you also check Harriet's bag and find homework answers from other girls. You tell her that she will face very severe consequences for this, and that you will discuss it with the school board on Friday to devise a special punishment for her.

[QHAR06] Wait for the Next School Board Meeting

Full description = (4) When searching Harriet's bag you found all the evidence you need to prove to the school board the seriousness of her crimes. Now you'll be able to convince the school board of the need for serious punishment. **Wait for the next school board meeting.**

The following Friday morning, you will automatically see a scene where you tell the Board about Harriet's black market trade in homework answers. You tell the board the Harriet should be made to work for free for the benefit of the other girls, like a maid. You say that the other girls will be given permission to punish Harriet if she does not comply. You then suggest that Harriet's physical condition should be assessed every week at the school board meeting to ensure she is not being punished excessively.

[QHAR07] Teach a Class and Announce Harriet's New Punishment

Full description = (5) The school board agreed to a new form of punishment, one reserved for the most serious offenders. Harriet will be made to act as a maid for the other girls in the evenings and weekends. The other girls will be given permission to punish her if she does not comply. **Teach a class and announce Harriet's new punishment.**

During the week, teach a class. After the school board meeting where you discuss Harriet, you will automatically see this scene. You will give Harriet a topless punishment. You then announce the Harriet is now the dormitory maid and that if she fails to comply, the other girls may spank her. You tell yourself that you should check the dorms to see how Harriet is getting on with her punishment that evening.

This will then unlock the next two tasks – [Spy on Liz's room \(QHAR08\)](#) and [Examine Harriet's Naked Body at the School Board \(QHAR11\)](#).

You will also get +10 Grades and +10 Discipline.

[QHAR08] Spy on Liz's Room

Full description = (6) You made a big announcement to let the other girls know about Harriet's new punishment. You should spy on the dorms to see how she is reacting to her new punishment. She normally hangs around Liz's room. **Spy on Liz's room.**

After you have announced Harriet's new punishment ([QHAR07](#)), spy on Liz's dorm room in the evening. You will see Harriet dressed as a maid, and being given chores by Liz and Emily.

[QHAR09] Advance Priti's Storyline: Improve Priti's Confidence

Full description = (7) Harriet is clearly unhappy about her new punishment but you won't know if it's effective until you see another student punish her. Perhaps if you are able to improve Priti's confidence enough she might be able to finally stand up to Harriet. **Advance Priti's storyline.**

You will need to raise Priti to level 3, complete her second task (desire to feel attractive), and then spy on Liz's room and then Priti's room. See [QPRI01](#) to [QPRI16](#) for details of completing Priti's student quest.

When you spy on Priti's room, you will see Harriet hiding in Priti's room while Priti is studying the uniform policy.

[QHAR10] Advance Priti's Storyline: Help Priti Stand up to Harriet

Full description = (7) Harriet is slacking off from her punishment by taking advantage of Priti's timid nature. You need to help Priti become more confident and assertive so she can stand up to Harriet. **Advance Priti's storyline.**

You will need to raise Priti to level 4, complete her third task (desire for self love), and then spy on Priti's room. See [QPRI17](#) to [QPRI23](#) for details of completing Priti's student quest.

When you spy on Priti's room, you will see Priti in her sexy lingerie. Harriet, in her maid's uniform, tries to hide in Priti's room. Priti gets Debbie and gives Harriet a spanking. Priti then masturbates herself.

[QHAR11] Examine Harriet's Naked Body at the next School Board

Full description = You have given permission for the other girls to spank Harriet if she does not comply with her punishment. You will need to examine Harriet's body regularly for bruising to make sure the other girls are not abusing their power over her. **Examine Harriet's naked body at the next school board meeting.**

After you have announced Harriet's new punishment ([QHAR07](#)), wait until Friday morning when you will go to the school board meeting as usual. You will then

automatically see a scene where Harriet strips naked and the teachers will examine her nude body. You will get +2 Influence Points.

Note: you can inspect Harriet at future meetings of the school board as well. To do this, choose the new "Student Body Inspections" option in the agenda and then "Harriet Rose". Harriet will strip naked and the teachers will examine her nude body.

[QHAR12] End of Story Line

Full description = You've reached the end of Harriet's story line for this update.

Once you have examined Harriet's naked body at the school board, you have reached the end of her storyline for this update.



[QMAX] Maxine: Pride and President

Description

Maxine's self-appointed position as Student President and her demands on behalf of the students have the potential to interfere with your plans for this school. You must find leverage, to take advantage of something she is passionate about to keep her in her place.

Unlocking this Quest

You will need to have started Chapter 2 of the game, by completing the Main Quest "A Man's Work" (QM3) so that you can punish the girls yourself.

On the second day of Chapter 2, you will see a scene where Maxine is waiting to speak with you. She wants to discuss an important issue about the girls' knickers. You tell her to visit you in your office.

You then tell yourself that you should spend some time doing paperwork in your office and see what Maxine wants. You think that you could always just watch porn in your office, which might make it more entertaining listening to Maxine's complaint.

This will then unlock the first 3 actions below (QMAX01 to QMAX03). These 3 actions can be completed in any order.

[QMAX01] Donate Generously to Maxine

Full description = Donate generously to Maxine, to show your dedication to charity. You often see her when on patrol.

To complete this action, you will need to do patrols during the week until you see the Naked Mole Rat event (PAT15) with Maxine. In Chapter 2, you will see most of the patrol events in a particular order. This means that the Naked More Rat will usually be the second or third patrol event that you see.

Note: see PAT00 for more information about the order of patrol events in Chapter 2.

The first time you see this event, Maxine will tell you that she is collecting money to save the naked mole rat, and will ask if you wish to see a picture of the naked mole rat or not. You will then give her a \$20 donation and get +1 popularity.

You will then need to do additional patrols until you see this event again. You have the option of donating \$20 or \$100. You need to donate at least \$120 to complete this action, so you should give her \$100. You will get +3 popularity.

Until you have donated at least \$120 to Maxine, you will see this event the first time you do a patrol each week.

[QMAX02] Check What Maxine is up to in the Dorms at Night

Full description = Check what Maxine is up to in the dorms at night. You've seen her hanging around in Rachel's room before.

To complete this action, you will need to see the spy event Maxine Gets a Whipping (SPY06).

Note: if you start a game at Chapter 2, this event will already have been completed.

To view Maxine Gets a Whipping, you will need to complete several other spy events first. These are: Rachel in the Shower (SPY01), Cassandra's Red Butt (SPY03), Rachel and the Ointment (SPY04) and Amy and Maxine (STY01). The events involve punishing Rachel, Cassandra and Amy and then spying on them afterwards.

You will also need to complete Debbie's Taming a Prefect Quest (QST01). This involves making Debbie a prefect and using her to stop Maxine's protests.

Once you have completed all these events, spy on the dorm rooms in the evening. You will tell yourself that you think you heard a noise from Rachel's room. You should spy on Rachel's room, then Liz's room, Priti's room, Amy's room and then the shower.

You find out that Maxine took a photo of Debbie and Cassandra in the shower. Maxine then drops her phone outside the window to hide it from Debbie.

[QMAX03] Pass Time in Your Office Watching Porn

Full description = Pass time in your office by watching porn and wait for Maxine to show up.

During the day, choose to do paperwork in your office, and then choose to watch porn. . You will be interrupted by Samantha telling you that the student president wants to see you. You can send her away or let her in.

Note: If you send her away, the event will not unlock. The next time you watch porn, you get the same option where Samantha interrupts you.

Maxine tells you that there is a serious shortage of white underwear on campus and requests that the school order more underwear. You can decide to humor her, or put her in her place.

If you decide to put her in her place, you will inspect her underwear. You can decide whether to continue masturbating during the inspection or not. You then decide whether to let her off with a warning or confiscate her underwear.

The table shows the outcomes of the various options you have:

Option	Outcome	Notes
Humor her	+2 popularity -2 discipline	
Give her a warning	+3 discipline	You get +3 discipline whether or not you are masturbating.
Confiscate her underwear (while masturbating)	+2 discipline -5 popularity	There is a funny scene if you choose this option.
Confiscate her underwear (not masturbating)	+2 discipline -2 popularity	

Regardless of which option you choose this quest action will then be completed.

[QMAX04] Wait for Maxine to Approach You with a Proposal

Once you have completed actions [QMAX01](#) to [QMAX03](#), then Maxine will visit you the following morning.

Note: Maxine will not visit you on a Friday morning. Instead, she will visit you on the following Monday morning. In addition, Maxine will not visit you if you have other visitors (e.g. Miss Swallows). Instead, she will visit you the following day.

Maxine says that she wants to you to pass a message to the school's owners and ask if they would be willing to contribute towards a charity fundraiser. You suggest that Maxine should let the school owners decide the nature of the fundraiser. You tell Maxine that she can record a video message and you will forward it to the school owners' representative.

[QMAX05] Wait for a Response from Mr Mykock to Maxine's proposal

The following morning, you will automatically see a scene in your office where you give Maxine the reply from Mr Mykock. Mykock says that the school owners are offering to sponsor Maxine to wear a series of risqué outfits to school over a week-long period. Maxine will be provided with a different outfit each day. They

will also provide bonus donations for other students who are also convinced to wear the outfit.

Maxine mentions that normally students have to wear their uniform during school hours. You say that you can make an exception for a good cause, and you will raise the matter at the next school board.

The following Friday, you tell the School Board about the charity fundraiser. You tell them that they need to make an amendment to the rules to permit the girls to wear alternative clothing to school if it is for charity.

This will unlock the Uniform Policy: Charity Exemptions rule. You will need 12 influence, 85 discipline and 14 horniness to pass the rule.

In addition, you will need to complete several other student quests and other events before you can pass the rule. See [QMAX06](#) to [QMAX12](#) for details of the other actions you need to take. Please note that you can complete these actions in any order.

[QMAX06] Recruit Additional Students

Full description = Recruit additional students to enroll at the school who might be comfortable showing off their bodies.

To complete this event, you will need to recruit Olivia Da'Silva and Jasmine Walker to the school. To do this, you will need to progress Amy's quest until you purchase the magazine that Amy, Olivia and Jasmine posted for. See [QAMY07](#) for details.

On the first Thursday after Chapter 2 starts, Samantha will speak to you in the morning, and tell you that two new students will be arriving soon. Olivia will then arrive on the following Monday, and Jasmine will arrive on the following Tuesday.

Note #1: if you start Chapter 2 and then complete the Future Female Sports Stars event, then Samantha will speak to you the day after the magazine arrives. If Samantha speaks to you on Thursday or Friday, then Olivia will arrive the following Monday.

Note #2: if you start a game at the start of Chapter 2, you will already have the magazine, so Olivia will automatically arrive on day 106 (the second Monday of Chapter 2). Jasmine will arrive the following day.

[QMAX07] Find an Appropriate Photographer

Full description = Find an appropriate photographer by advancing the quest: *Who's Pulling Mycock?*

You will need to progress the main quest "Who's Pulling Mycock" until you view Ada's candid photos of the twins. This involves planting the spyware on Maxine's phone, viewing the videos of Ada that Mycock sends you, and then unlocking the secret photos on Ada's phone. See actions [QM5.01](#) to [QM5.06](#) for details.

[QMAX08] Encourage Lucy to Do More while Cleaning

Full description = Find current students who need to be more comfortable showing off their bodies. Advance Lucy's student quest [Maid for Pleasure](#).

To complete this action, you will need Lucy to give you a handjob while she is cleaning your house. To do this, you will need to complete Lucy's student quest ([QLUC01](#) to [QLUC15](#)).

[QMAX09] Finish Priti's story line

Full description = Find current students who need to be more comfortable showing off their bodies. Advance Priti's student quest: [The Reluctant Rebel](#).

You must complete Priti's "the Reluctant Rebel" student quest (see [QPRI01](#) to [QPRI28](#)). This includes raising Priti to Level 5 and completing Test 4, where you meet Priti at the cafeteria on Saturday to bake a cake.

Note: You can complete either Priti's desires path or the punishment path.

[QMAX10] Observe Liz Closely in class

Full description = Find current students who need to be more comfortable showing off their bodies. Observe Liz closely in class.

You need to complete the "Liz Flashes her Pussy" event ([CLA14](#)). To do this, you need to pass the Corporal Punishments rule "students may be ordered to strip down to their underwear". You also need to have horniness 6+.

When you teach a class, there will be a random event where Liz looks distracted and then drops her pen. This event can happen from the start of Chapter 2, but you need to have passed the rule and have Horniness 6+ to complete this action.

Choose to pick up Liz's pen. After class, you will speak to Liz about her fantasies of being exposed in public, and you will masturbate her. You will discover that Liz is an exhibitionist who enjoys showing off her naked body. This action will then be complete.

[QMAX11] Help Alice with her Studying Difficulties

Full description = Find current students who need to be more comfortable showing off their bodies. Help Alice with her studying difficulties.

You need to complete Alice's two paperwork events, "Alice Needs Tutoring" (PAP04) and "Alice Offers a Deal" (PAP05).

If necessary, complete the "Student President" paperwork event (PAP01). In chapter 2, teach classes until you get a scene where you say that Alice's work was not up to scratch, and she should see you in your office for some tutoring.

The next time you do paperwork, Alice will visit you. She then asks if you like her. You can say yes, no or deflect the question. (It doesn't matter which one you choose).

One you have Popularity 40+ and Horniness 8+, do paperwork again. She offers to let you touch her breasts in exchange for an A. You will slap her breasts and pinch her nipples to teach her a lesson. This event will then be completed.

Note: If you do not have enough popularity or horniness Alice will leave instead, but she will revisit you each time you do paperwork until you complete this event.

[QMAX12] Help Rachel with her Body Image Issues

Full description = Find current students who need to be more comfortable showing off their bodies. Advance Rachel's student quest: The Headmaster's Pet.

You will need to complete Rachel's quest "The Headmaster's Pet Part 1". This involves increasing Rachel to punishment level 7 and giving her a promotion to your P.E.T. See [QST02a](#), [QST02b](#) and [QRAC2](#) for details. Alternatively, see the Student Punishment Guide, [RAC01](#) to [RAC13](#).

[QMAX13] Bring Maxine's Proposal to a Board Vote

Full description = Enough girls seem ready so you can bring Maxine's proposal to a board vote. Be sure the Horniness of the school is at 14 or higher.

Once you have completed actions [QMAX06](#) to [QMAX12](#), pass the Uniform Policy "Charity Exemptions" rule. You will need 12 Influence, 85 Discipline and 14 Horniness to pass the rule.

Once you have passed the Charity Exemptions rule, Maxine's quest will automatically start the following Monday. You will then see a series of scenes that take up the entire week, where Maxine and several of the other girls complete a fundraising challenge by wearing a series of skimpy clothing sent by the School's owners.

[QMAX14] Wait for the Board Meeting Next Friday

At the end of Friday during the fundraiser week, Ada tries to blackmail the Headmaster and Maxine into having sex. You say that you will need to discuss this at the next School Board to make sure that Ada is properly disciplined.

The following Friday, you will speak to Mycock's secretary, Reilly Goodhead. You will then attend the Board meeting where Ada and Maxine are disciplined.

That completes this student quest.

[QMAX15] You've Reached the End of Maxine's Story line

At the end of Maxine's storyline, there is a scene where you demonstrate the "minimal uniform" to the other students, and then Maxine and Ada are forced to do fundraising after school while wearing the minimal uniform.



REPLAY MENU: EVENT GUIDE (CHAPTER 2)



Replay Menu: Table of Contents.....	262
The Replay Menu.....	268
Staff Quests (Replay Menu) [STA].....	269
Student Quests (Replay Menu): Debbie [STD].....	271
Student Quests (Replay Menu): Rachel [STR].....	272
Student Quests (Replay Menu): Amy [STY].....	281
Student Quests (Replay Menu): Cassandra [STC].....	284
Student Quests (Replay Menu): Priti [STP].....	288
Student Quests (Replay Menu): The Twins [STW].....	296
Student Quests (Replay Menu): Harriet [STH].....	298
Student Quests (Replay Menu): Emily [STE].....	300
Student Quests (Replay Menu): Maxine [STX].....	301
Punishments [PUN].....	306
Class Events [CLA].....	308
Patrol Events [PAT].....	317
Weekend Patrol Events [WEP].....	322
Sports Coaching [SPT].....	324
Spying [SPY].....	331
Paperwork [PAP].....	335
At Home [HOM].....	337
At the Office [OFF].....	343
Around the School [SCH].....	350
Others [OTH].....	356
Holiday Specials [HOL].....	357
Extra Events Not in the Replay Menu [XTRA].....	358

Replay Menu: Table of Contents

The Replay Menu

Introduction.....	268
Replay Menu.....	268

Staff Quests (Replay Menu) [STA]

[STA13] A Relaxing Evening.....	269
[STA14] Spanked and Fucked.....	269
[STA15] The Twins Revenge.....	270

Student Quests (Replay Menu): Debbie [STD]

[STD05] Debbie Wants a Job.....	271
[STD06] Debbie's Big Orgasm.....	271
[STD07] Debbie Gets a Penis.....	271

Student Quests (Replay Menu): Rachel [STR]

[STR08] Making Rachel Jealous.....	272
[STR09] A Test of Confidence.....	272
[STR10] The Boner Rule.....	272
[STR11] Rachel Shows you her Homework Technique.....	273
[STR12] Rachel's First Orgasm.....	273
[STR13] The Lewd Content DLC.....	273
[STR14] Rachel's Difficult Morning.....	273
[STR15] A New Spanking Position.....	274
[STR16] Rachel Gets a Promotion.....	274
[STR17] Teacher's Favorite Student.....	275
[STR18] Cats Don't Wear Clothes.....	275
[STR19] Rachel's Jealousy Strikes Again.....	275
[STR20] Rachel's Protector.....	275
[STR21] Sharing is Caring.....	276
[STR22] Dildo Practice.....	276
[STR23] It Still Won't Fit.....	276
[STR24] Dildo Punishment.....	277
[STR25] Cuddle Time.....	277
[STR26] Trouble in the Showers.....	277
[STR27] Her First Anal Dildo.....	279
[STR28] Sally's Painful Lesson.....	279
[STR29] Rachel's Revenge.....	279
[STR30] Rachel's Epiphany.....	280

Student Quests (Replay Menu): Amy [STY]

[STY07] Amy's and Faye's Accident.....	281
[STY08] Amy Gets New Underwear.....	281
[STY09] Amy and Debbie in the Shower.....	281
[STY10] Amy's Offer Part 1.....	281
[STY11] Amy's Offer Part 2.....	282
[STY12] Amy's Offer Part 3.....	282
[STY13] Amy Gets Anal.....	282

Student Quests (Replay Menu): Cassandra [STC]

[STC06] Cassandra's Public Paddling.....	284
[STC07] The Group Hug.....	284
[STC08] Debbie Recounts her Experiences.....	285
[STC09] The Practice Date.....	285
[STC10] Debbie's Disappointment.....	286
[STC11] Blowjob Practice.....	286

Student Quests (Replay Menu): Priti [STP]

[STP01] Priti Needs Her Fix.....	288
[STP02] Priti's Terrible Crime.....	288
[STP03] Priti's Achilles Heel.....	288
[STP04] The Goddess of Beauty.....	289
[STP05] Priti Won't Snitch.....	290
[STP06] Chocolate Velvet.....	290
[STP07] It was Itsy-Bitsy-Teeny-Weeny.....	291
[STP08] Priti's New Uniform.....	291
[STP09] Priti's Disregard for the Rules.....	292
[STP10] Giving Priti a Hand.....	293
[STP11] Priti's Nude Performance.....	293
[STP12] Everyone Does It.....	294
[STP13] Priti Takes a Stand.....	294
[STP14] The Food Fight.....	294
[STP15] Baking in the Buff.....	295

Student Quests (Replay Menu): The Twins [STW]

[STW06] Louise Complains.....	296
[STW07] Heels and a Handbag.....	296
[STW08] The Twins Public Shaming.....	296

Student Quests (Replay Menu): Harriet [STH]

[STH01] Harriet Meets her Source.....	298
[STH02] Harriet's Contraband Discovered.....	298
[STH03] Harriet's Punishment Announcement.....	299
[STH04] Harriet's Body Inspection.....	299

Student Quests (Replay Menu): Emily [STE]

[STE01] I am Not a Nudist.....	300
[STE02] Emily's Juicy Gossip.....	300
[STE03] The Benefits of Nudism.....	300

Student Quests (Replay Menu): Maxine [STX]

[STX00a] Unlocking Maxine's Fundraiser Week: Part 1.....	301
[STX00b] Unlocking Maxine's Fundraiser Week: Part 2.....	301
[STX00c] Unlocking Maxine's Fundraiser Week: Part 3.....	302
[STX01] The Logo.....	303
[STX02] The Bikini.....	303
[STX03] Bondage Gear.....	303
[STX04] Simulated Nudity.....	303
[STX05] Naked, Waxed and Oiled.....	304
[STX06] Ada's Betrayal.....	304
[STX07] The Headmaster's Reward.....	304
[STX08] The Minimal Uniform Requirements.....	304
[STX09] Kind, Thoughtful and Exhibitionistic.....	304

Punishments [PUN]

[PUN05] Priti.....	306
[PUN06] Faye.....	306
[PUN07] Liz.....	306
[PUN08] The Twins.....	306

Class Events [CLA]

[CLA06b] Rachel Falls Asleep (Chapter 2 version).....	308
[CLA09b] Cassandra on her Phone (Chapter 2 Version).....	308
[CLA12] Sex Ed from the Nurse.....	309
[CLA13] Olivia's First Class.....	309
[CLA14] Liz Flashes Her Pussy.....	310
[CLA15] Liz's Distracting Thoughts.....	310
[CLA16] Good Girl Priti.....	311
[CLA17] Bad Girl Priti.....	312

[CLA18] The Forgetful Faye.....	313
[CLA19] Class Punishment – Part 1.....	314
[CLA20] Class Punishment – Part 2.....	315

Patrol Events [PAT]

[PAT00] Chapter 2 Patrol Order.....	317
[PAT02] Crying Girl 2.....	318
[PAT04] Group Project 2.....	318
[PAT06] Windy Day 2.....	319
[PAT13] Hot Girls.....	319
[PAT14] Ice Lollies.....	319
[PAT15] The Naked Mole Rat.....	320
[PAT16] Charlotte Caught Smoking.....	320
[PAT17] A Spanking or a Handjob?.....	321

Weekend Patrol Events [WEP]

[WEP02] Inappropriate Clothing 2.....	322
[WEP08b] Liz and Faye on the Roof (Chapter 2 version).....	322
[WEP10] The Sprinklers.....	323
[WEP11] The Dangers of Unsafe Bathing.....	323

Sports Coaching [SPT]

[SPT05] Cardio, Cardio, Cardio.....	324
[SPT06] Bouncing Girls.....	324
[SPT07] Doing the Splits.....	324
[SPT08] Work those Glutes.....	324
[SPT09] The Third Match.....	324
[SPT10] The Fourth Match.....	325
[SPT11] Charlotte's Team Play Bottomless.....	325
[SPT12] April's Team Play Bottomless.....	326
[SPT13] The First Swimming Lesson.....	326
[SPT14] Swimming Lengths.....	327
[SPT15] The Twins Poolside Punishment.....	327
[SPT16] The Locker Room Incident.....	328
[SPT17] Lucy the Flasher.....	328
[SPT18] Emily's Naked Surprise.....	329
[SPT19] Singing in the Showers.....	329
[SPT20] Alice's Magnificent Breasts.....	329
[SPT21] A Pain in the Coccyx.....	330

Spying [SPY]

[SPY00b] Liz's Gossip Topics (Chapter 2).....	331
[SPY07] Nina's Secret Crush.....	331
[SPY12] Athletes in the Shower.....	332
[SPY13] Hot Night Spying 1.....	332
[SPY14] Hot Night Spying 2.....	333
[SPY15] Hot Night Spying 3.....	333

Paperwork [PAP]

[PAP00b] Paperwork Options.....	335
[PAP04] Alice Needs Tutoring.....	335
[PAP05] Alice Offers a Deal.....	335
[PAP06] The Great Underwear Shortage.....	336
[PAP07] Watching Porn.....	336

At Home [HOM]

[HOM07] Lucy Needs a Shower.....	337
[HOM08] Lucy's Extra Services.....	338
[HOM09] Lucy Lends a Hand.....	339
[HOM10] Lucy: Further Saturdays.....	340

At the Office [OFF]

[OFF01] Miss Swallows Desperation.....	343
[OFF02] Olivia's Arrival.....	344
[OFF03] The New Dinner Lady.....	344
[OFF04] Samantha's Reaction.....	345
[OFF05] Jasmine's Arrival.....	346
[OFF06] Watching Porn with Your Pet.....	346
[OFF07] Ada the Secret Voyeur.....	346
[OFF08] Staff Training 1: Stripping and Spanking.....	348
[OFF09] Staff Training 2: The Ruler.....	348
[OFF10] Staff Training 3: Body Search.....	349

Around the School [SCH]

[SCH01] Nina's Secret Possession.....	350
[SCH02] The Twins Body Search.....	350
[SCH03] Liz's Body Search.....	350
[SCH04] Lucy's Body Search.....	350
[SCH05] Emily's Body Search.....	351
[SCH06] Alice's Body Search.....	351

[SCH07] Priti's Body Search.....	351
[SCH08] Donna's Hallway Spanking.....	351
[SCH09] Ada's Body Search.....	352
[SCH13] Amy in the Girls' Locker Room.....	352
[SCH14] A Duchess in the Kitchen.....	353
[SCH15] Lunch Duty: Debbie and Nina.....	353
[SCH16] Lunch Duty: Cass and Alice.....	354
[SCH17] Lunch Duty: Lucy and Liz.....	354
[SCH18] Lunch Duty: Maxine and Emily.....	354
[SCH19] Lunch Duty: Amy and Priti.....	354
[SCH20] Lunch Duty: Charlotte and April.....	355

Others [OTH]

[OTH02] Drama Night part 2.....	356
[OTH16] A New Chapter.....	356

Holiday Specials [HOL]

[HOL01] The Halloween Special.....	357
[HOL02] The Christmas Special.....	357
[HOL03] Debbie's Halloween.....	357

Extra Events Not in the Replay Menu [XTRA]

[XTRA20] A New Chapter: Unlocking the Additional Dialogue.....	358
[XTRA21] Forcing Priti to Strip: Chapter 2.....	359
[XTRA22] Ada's Photos.....	359



The Replay Menu

Introduction

For an introduction to the Replay, please see "[Using the Replay Menu](#)" in part 1 of the guide.

This part of the guide specifically covers the events that can only be completed in Chapter 2 of the game. However, many of the events in the game can be completed in either Chapter 1 or Chapter 2 of the game. Please see Part 1 of this guide for details of those events.

For further details, please see the [List of All Events](#) table, which shows all the events in the replay menu, and whether they can be completed in chapter 1 or chapter 2.

Replay Menu

The replay menu is accessed through the replay menu button. The red arrow shows the location of the replay menu on the main game screen:



Staff Quests (Replay Menu) [STA]

[STA13] A Relaxing Evening

Complete the first Staff Training event, Stripping and Spanking (OFF08). At the end of the session, Miss Potts tells you that something is bothering her. You agree to visit her later.

In the evening, visit Miss Potts' apartment. You can do this any evening except Wednesday. When you arrive, you need to decide why you are visiting Claire. Later in the scene, you will be given a second option. Depending on the options you choose, you will unlock either this scene or "Spanked and Fucked" (STA14). The options are:

First Choice	Second Choice	Outcome
I am here to see you	Spend time with Claire	Unlock this scene (a relaxing evening)
I am here for your training	Continue Training: Take her to bed and make love with her	Unlock this scene (a relaxing evening)
I am here for your training	Continue Training: Bend her over the table, spank and fuck her	Unlock "spanked and fucked" (see STA14).

If you choose "I am here to see you", or "take her to bed and make love with her" you will go to bed and have sex with Claire. You will get +1 influence point.

Note: you should revisit Claire another night to complete the "Spanked and Fucked" scene as well and get another point of influence.

[STA14] Spanked and Fucked

Complete the first Staff Training event, Stripping and Spanking (OFF08). In the evening, visit Miss Potts' apartment. You can do this any evening except Wednesday.

When you arrive, you need to decide why you are visiting Claire. Say "I am here for your training". Later in the scene, choose "continue training" and then "bend her over the table, spank and fuck her". You will then have sex with Claire while spanking her. You will get +1 influence point.

Note: you should revisit Claire another night to complete the "Spanked and Fucked" scene as well and get another point of influence.

[STA15] The Twins Revenge

Complete The Twins Public Shaming (STW08) and Drama Night 2 (OTH02).

Complete Staff Training 1 (OFF08) and visit Miss Pott's apartment afterwards. Depending on your options, you will either complete "a relaxing evening" (STA13) or "spanked and fucked" (STA14) when you visit Miss Potts. It does not matter which one you complete.

Note: if you complete the Twins Public Shaming after you have visited Miss Pott's apartment, then there is another step you need to do. You need to visit Miss Potts at her apartment again.

You can choose to either say "I am here for you", or "I am here for your training". However, during the visit you must discuss "a punishment from the twins". You will then be able to complete the rest of this event.

On Wednesday evening, go to the gym in the sports center. You will see the girls rehearsing for the play again. You will see them using a rope and pulley system with a harness to allow them to lift Donna into the air.

After the rehearsal, the twins will punish Miss Potts. This includes spanking her with a crop, tickling her, anally penetrating her with a rubber penis, and using a vibrating wand on her. At the end of the punishment the twins forgive Miss Potts. You get +1 influence.

Student Quests (Replay Menu): Debbie [STD]

[STD05] Debbie Wants a Job

Start Chapter 2 of the game. In the evening, summon Debbie to your office for punishment. Debbie will ask if she can keep being punished by Miss Newman. You agree, provided that Debbie is willing to give you a blowjob afterwards.

Note #1: You can only summon Debbie to your office if there are no other girls who require punishment that day.

You will then need to raise Debbie to punishment level 6 during the punishment. See [DEB09](#) for details of how to do this.

At the end of the punishment, tell Debbie to give you a blowjob. You should warn her that you are about to cum. Afterwards, you will speak to Debbie and agree to make her your apprentice.

Note #2: the event will unlock in the replay menu even if you chose one of the other blowjob endings. However, this will prevent you from continuing with Debbie's student quest. If you chose one of the other endings, you will need to punish Debbie after school again, get another blowjob, and warn her.

[STD06] Debbie's Big Orgasm

Complete the second staff training session ([OFF08](#)). In the evening, spy on Amy's room. You will see Amy and Tia performing cunnilingus on Debbie, and giving her a very big orgasm. You will get horniness +1.

[STD07] Debbie Gets a Penis

Complete Debbie's Big Orgasm ([STD06](#)). The following evening, spy on Amy's room again. You will see Debbie practicing cunnilingus on Tia. You then tell yourself that Debbie also needs to learn how to make a girl cum using a dildo.

If you have not already done so, complete Rachel's initial dildo practice ([STR22](#)).

Note: you only need to complete her first practice with the small dildo. You do not have to complete any of Rachel's additional dildo practice sessions (see [STR23](#) for details of these other sessions).

During the day, use your office phone to summon Debbie and Rachel to your office. You will give Debbie a wearable dildo. She will then fuck Rachel at the same time as Rachel is giving you a blowjob.

Student Quests (Replay Menu): Rachel [STR]

[STR08] Making Rachel Jealous

Complete [Sleeping in Reception Part 2 \(STR07\)](#).

Pass the rule to allow you to spank the girls yourself. This will involve starting Chapter 2 of the game. See [How to Discipline a Young Woman \(CLA11\)](#) and [A New Chapter \(OTH16\)](#) for details).

Once you have 10 Influence and 55 Discipline, pass the Corporal Punishments rule "students may be ordered to strip down to their underwear" at the next Friday morning school board meeting.

Teach classes until you see Rachel falling asleep again, and give her a private punishment. At the start of the punishment, you will tell yourself "OK Rachel, time for your training to really kick up a notch".

Order her to strip to her underwear by removing her clothing including skirt and blouse. Sally will also strip to the waist and Rachel will feel her breasts. This event will unlock.

Note: you can continue to the punishment and raise Rachel to Level 5 (see [RAC08](#)), but that is not required to unlock this event.

[STR09] A Test of Confidence

Raise Rachel to punishment level 5 ([RAC08](#)). At the end of the punishment, talk to Rachel about the Test of Confidence. You will tell her to shower with the other girls.

In the evening, spy on the shower room. You will see her take a shower with the other girls and this event will unlock.

[STR10] The Boner Rule

Raise Rachel to punishment level 5 ([RAC08](#)). On Thursday afternoon, teach a sports class. Rachel will talk about the fact that you got a boner when she changed for her public punishment (see [STR04](#)) and this event will play out. She will masturbate you and you will cum over her.

Note: you can unlock this event as soon as Rachel is at punishment level 5. You do not have to complete her test of confidence ([STR09](#)) first.

[STR11] Rachel Shows you her Homework Technique

Complete the Boner Rule ([STR10](#)) and raise Rachel to punishment level 6 ([RAC09](#)). At the end of the punishment choose Special Homework Assistance. She will masturbate on your desk and this event will unlock. You will then agree to "help" her that evening.

[STR12] Rachel's First Orgasm

Complete Rachel Shows You her Homework Technique ([STR11](#)). In the evening, spy on Rachel's room. You will climb into her room and help her achieve her first orgasm. You will then fall asleep and not wake up until the morning.

[STR13] The Lewd Content DLC

Complete Rachel's First Orgasm ([STR12](#)). During the day, teach a class. You will note that Rachel looks "bright eyed and bushy tailed today". After the class some of the girls will discuss a new adult DLC for Rachel's game that means the winning character can have sex with the losing character. Rachel will tell you she intends to masturbate that evening to help her sleep.

In the evening, spy on Rachel's room. She will be playing her game. Choose to "distract her" and then "distract her again". She will lose the game and the winners will force themselves on her computer character. Rachel will start to masturbate as she watches the scene.

[STR14] Rachel's Difficult Morning

Complete the Lewd Content DLC ([STR13](#)). The following morning, you will get a scene with Rachel sleeping in reception again.

This event will then automatically unlock. Regardless of the options you choose, you will also arrange to punish Rachel after class that day.

However, to get the full scene, choose to "teach her a lesson". You will automatically lift up her skirt, pull her knickers down, and open up her shirt. You will then pose her so that she looks as if she is masturbating.

You then should choose to "wait for someone else to find her". Sally, Izzy and Samantha will humiliate her, and Sally will then put a butt plug in her.

That afternoon, Rachel will automatically come to your office and ask you to remove the butt plug. She will then strip naked and spend the afternoon sleeping on your lap.

Fun note #1: if Sally inserts the butt plug, then in the morning, you will see Rachel's follower icon appear on the screen. If you click on it you will get a short scene where Rachel tells you she is having the worst morning ever.

Fun note #2: if you teach a class that morning, you will get a scene where you note Rachel is awake, but looks rather uncomfortable.

Fun note #3: if Sally doesn't insert the butt plug, then if you teach a class that morning you will get a slightly different scene, and Rachel won't ask you to remove the butt plug. However, she'll still spend the afternoon sleeping on your lap.

[STR15] A New Spanking Position

Complete Rachel's Difficult Morning ([STR14](#)). In the afternoon, Rachel will come to you and spend the afternoon sleeping on your lap. At the end of the afternoon you will wake her up and tell her to put some clothes on for her punishment.

When you start the punishment, you will tell yourself that you need to come up with a new way to punish her. A new OTK position will be unlocked, which will allow you to have Rachel straddle your lap.

Raise Rachel to Level 7 ([RAC12](#)). At the end of the punishment, make sure that you (not Sally) are selected as the disciplinarian, and have Rachel straddle your lap. This event will then unlock.

[STR16] Rachel Gets a Promotion

Raise Rachel to Level 7 ([RAC12](#)). This involves using the New Spanking Position ([STR15](#)).

At the end of the punishment choose to give Rachel her Promotion. You will make her your Personal Executive Trainee (or P.E.T.). She will then strip naked and masturbate you by rubbing herself against you.

Fun note #1: After you have made Rachel your PET, her classroom events will change, and Rachel will sit at your desk during lessons. See [STR17](#). In the afternoons, you can get her to sit on your lap and masturbate you again. See [STR18](#). You can also watch porn with her. See [OFF06](#).

Fun note #2: After you have made Rachel your PET, if you ask her a hard question during the Friday pop quiz, she will get the answer right.

Fun note #3: Once you have made Rachel your PET, if you spy on her room in the evening you will see a new scene where Rachel is trying to do the splits to help stretch out her pussy.

[STR17] Teacher's Favorite Student

Raise Rachel to Level 7 and assign her a position as your Personal Executive Trainee (See [RAC13](#) or [STR16](#)). This scene will then randomly happen when you teach a class. You will see the other girls asking questions about Rachel's cat ears and collar. You will tell the girls that Rachel gets special treatment because she is your trainee. You will then invite Rachel to sit at the teacher's desk, and you will teach the class. You get +2 grades.

A version of this scene will then randomly occur when you teach a class. You will see Rachel sitting at your desk looking "especially bright and alert".

[STR18] Cats Don't Wear Clothes

Raise Rachel to Level 7 ([RAC12](#)). In the afternoon, go to your office and click on Rachel's icon. Rachel will then strip naked. You can then choose what you want to do, but this scene will then unlock regardless of what you choose.

[STR19] Rachel's Jealousy Strikes Again

Complete Rachel Gets a Promotion ([STR16](#)) and make her your P.E.T. If you have not already done so, pass the Body Search rule ([REFR06](#)). You will need Influence 11 and Discipline 70.

On Friday afternoon, do a Body Search of Lucy ([SCH04](#)). (This step is not required but it helps develop the story.)

On Wednesday afternoon, do a Body Search of Alice ([SCH06](#)). Rachel will try to stop you from feeling Alice's breasts. You take Rachel into the stationary cupboard and punish her. You then discover that Rachel is getting jealous when you are touching the other girls. You tell her you'll find a way to help her manage her jealousy issue.

[STR20] Rachel's Protector

Complete Teacher's Favorite Student ([STR17](#)) and Rachel's Jealousy Strikes Again ([STR19](#)). Choose to do a patrol. You will see Donna giving Rachel a hard time about her cat ears. Debbie stops Donna. You tell yourself that you've been promising Debbie a reward and it's time she got one. You think you will share your pet with your prefect.

Note: If you have not already completed it, you will probably also have to complete the Priti Needs Her Fix (STP01) patrol event before you can see this patrol event.

[STR21] Sharing is Caring

Complete Rachel's Protector (STR20). During the day, use your office phone to summon Debbie and Rachel to your office. You will ask yourself if you want Debbie to play with your pet. Say yes. (If you say no, the scene will not happen.)

Rachel and Debbie will arrive. They will strip, have sex with each other, and then give you a joint blowjob.

[STR22] Dildo Practice

Once you have made Rachel your P.E.T. (STR16), you will automatically speak to her the following weekday morning. She thanks you for allowing her to wear her cat ears whenever she wants. This unlocks the option to buy the assorted dildo collection and butt plug tail.

Once you have \$1800, buy the assorted dildo collection (\$1500) and the butt plug tail (\$300) from the Online Shopping | Sex Toys option on your office computer. They will arrive the following weekday morning.

Go to your office during any weekday afternoon and click on Rachel's icon. Rachel will immediately strip naked. Select the "dildo practice" option. Select the small dildo, and at the end, tell Rachel that "I'll finish myself off".

[STR23] It Still Won't Fit

Complete Rachel's initial Dildo Practice (STR22). You then need to complete three additional dildo practice sessions with Rachel.

To carry out a practice session, go to your office during any weekday afternoon and click on Rachel's icon. Rachel will immediately strip naked. Select the "dildo practice" option.

- During the second session, select the small dildo. At the end, ask Rachel for a handjob.
- During the third session, select the small dildo. At the end, ask Rachel for a blowjob.
- During the fourth session, select the medium dildo.

Rachel tries her best to get the medium dildo inside her, but barely manages to get past the tip. You tell her that before you try the medium dildo again, she

needs to be properly prepared, both physically and mentally, using your punishment method.

[STR24] Dildo Punishment

Complete Rachel's dildo practice (STR23). In the evening, summon Rachel to your office for punishment and raise her to punishment level 8 (RAC15).

Note #1: as soon as you complete Rachel's last dildo practice session, you may be asked if you would like to summon a girl to your office for punishment. If you choose Rachel, you can then complete this action immediately after you have finished the dildo practice.

Note #2: you are only given the option to summon a girl for punishment if no other girls have been ordered to your office. For example, if you taught a class that day and ordered a girl to be punished after school, you will not be able to summon another girl.

As the last action in this punishment, you will put her in the diaper position and insert a dildo into her vagina. This event will then unlock.

[STR25] Cuddle Time

Raise Rachel to Punishment Level 8 (RAC15) and complete her Dildo Punishment (STR24). At the end of her punishment, Rachel will seem confused and barely able to stand. You let Rachel rest on your lap until she recovers from her punishment.

You will then insert Rachel's butt plug tail. You then can choose how Rachel will sexually please you. This event will then unlock.

[STR26] Trouble in the Showers

Teach football matches until Charlotte's team play bottomless (SPT11). To get the practice matches, you will need to teach sports lessons in the afternoon. Every time you teach 5 sports lessons, you will play a match during the fifth lesson.

Note #2: Earlier in Rachel's quest, you had to complete two practice games: the first match (SPT03) and the second match (SPT04). If you have not already done so, you will now need to complete another three practice games. These are: the third match (SPT09), the fourth match (SPT10) and the fifth match where Charlotte's team play bottomless (SPT11).

During the "Charlotte's team play bottomless" event (SPT11), Rachel will end up naked (because she has to play bottomless and she isn't wearing a bra). At the end of the match, Rachel will shower with you, and Sally joins you. Both Sally and Rachel offer to help you with your erection, and they start to argue. You eventually tell Rachel to make you orgasm, but that she has to ask Sally to help her. Sally and Rachel then rub their breasts against your cock until you cum.

Note #2: if you have already completed Charlotte's team play bottomless (SPT11) event, simply teach five more sports lessons, and you will play another practice match.

Normally, if you had already previously completed the Charlotte's team play bottomless event, and Charlotte's team won, then during the next sports match you would see April's team playing bottomless (SPT12). However, if you have raised Rachel to level 8 (RAC15) and completed the threesome with Debbie (RAC16), then you will see a special scene instead.

April will tell you that two members of her team, Emily and Harriet, are having their period, so Charlotte has agreed her side will play bottomless instead. You tell yourself that this works out well, because you wanted Rachel to be naked today. April's team will win the game, but they agree they have to be naked next time.



[STR27] Her First Anal Dildo

Complete Trouble in the Showers ([STR26](#)). In the evening, summon Rachel to your office for punishment.

Note: as soon as you complete the shower with Rachel and Sally, you may be asked if you would like to summon a girl to your office for punishment. If you choose Rachel, you can then complete this action immediately after you have finished the dildo practice.

Raise Rachel to punishment level 9 ([RAC18](#)). As the last action in this punishment, you will put her over the knee and then insert a dildo into her anus. This event will then unlock.

[STR28] Sally's Painful Lesson

Complete the "Her First Anal Dildo" event ([STR27](#)).

If you have not already done so, buy the "Swimming Pool" from the Upgrade Facilities option on your computer. It will cost \$8,000 and you are told that it will take a few days to complete the swimming pool.

Note #1: It takes a week to build the swimming pool. E.g. if you order the pool sometime on Thursday, it will be ready by the following Thursday morning.

Once the pool is open, and you have raised Rachel to punishment level 9 ([RAC18](#)) and completed Her First Anal Dildo ([STR27](#)), you will see a scene with Sally the following weekday morning. Sally says schedule has been changed to that whenever you are teaching football, she will be teaching swimming. Sally then leaves before you can give her a copy of the poolside safety rules.

In the afternoon, teach a football class. Before your class, you will see Sally, and you ask her to read the poolside safety rules to the girls. After your class, you go to the swimming pool, and find that Sally disobeyed your orders and didn't read the safety rules.

You punish Sally by giving her a spanking with the paddle and then giving her a hard anal fucking in front of Rachel. This event will then unlock.

[STR29] Rachel's Revenge

Complete Sally's Painful Lesson ([STR28](#)).

In the afternoon, teach a football class. Before your class, Sally will tell you that she'll see you in the locker room afterwards. After the class, Sally says that she will shower with you, but Rachel then tells you went to the lake. You decide that

you need to finish your shower quickly and look for Sally. You then discover that Rachel locked Sally in the sports supply cupboard. You then tell Rachel that you will punish her in your office.

[STR30] Rachel's Epiphany

Complete Rachel's Revenge ([STR29](#)). You will then automatically punish Rachel after school.

Raise Rachel to punishment level 10 ([RAC19](#)). As the last action in this punishment, you will make her straddle your lap, and then you will have sex with her.

Before you have sex, you tell Rachel to apologize to Sally. But Rachel says she hates Miss Newman, because she has big boobs and a perfect body. Sally then says she has severe dyslexia and can barely read or write, which means people treat her as a big-titted blonde simpleton. Sally is actually jealous of Rachel.

Rachel then apologizes to Sally. You have sex with Rachel, and then you have a threesome with Rachel and Sally. You will then get +2 influence points.



Student Quests (Replay Menu): Amy [STY]

[STY07] Amy's and Faye's Accident

Complete Amy Teaches Tia a New Trick (STY06).

Pass the rule to allow you to spank the girls yourself. This will involve starting Chapter 2 of the game. See [How to Discipline a Young Woman \(CLA11\)](#) and [A New Chapter \(OTH16\)](#) for details).

Once you have \$600, buy the Chastity Panties from the Online Shopping | Clothing option on your office computer. They will arrive the following weekday.

Do a patrol. You will see Amy run into Faye. You will see the nurse treat Faye. You will automatically give Amy a private punishment that evening.

Fun note: if you have completed Faye the Faker (OTH13) before this event, you will see an extra scene when the nurse is treating Faye, and Faye pulls down her underwear and asks the nurse to take her temperature to prove she isn't faking her illness.

[STY08] Amy Gets New Underwear

Complete Amy's and Faye's Accident (STY07). You will automatically give Amy a private punishment that evening.

Raise Amy to punishment level 4. See [AMY10](#) for details on how to do this.

At the end of the punishment, give her the chastity belt. You will tell Amy she is not allowed to orgasm for seven days. Debbie will put the chastity belt on Amy for you.

[STY09] Amy and Debbie in the Shower

Complete Amy Gets New Underwear (STY08). In the evening, spy on the shower room. You will see Debbie helping Amy to take a shower. You bet yourself that Amy will probably come crawling to your office begging for an orgasm first thing in the morning.

[STY10] Amy's Offer Part 1

Complete Amy Gets New Underwear (STY08). The following weekday morning, Amy will come to your office and beg you to remove the chastity underwear. You will refuse.

The next weekday morning, Amy will beg again, but this time she will offer to show you her boobs.

You can accept or refuse her offer. If you accept, Amy will strip and masturbate herself in your office. However, the timer will rest, which means that you will have to play these two morning events over again.

[STY11] Amy's Offer Part 2

Complete Amy's Offer Part 1 ([STY10](#)) and refuse Amy's offer to show you her boobs. The following weekday morning, Amy will come to your office again, but this time she will offer to jerk you off.

You can accept or refuse her offer. If you accept it, Amy will jerk you off while she masturbates, but the timer will reset, which means you will have to replay Amy's Offer Part 1 and this event (Part 2) over again.

[STY12] Amy's Offer Part 3

Complete Amy's Offer Part 2 ([STY11](#)) and refuse Amy's offer to jerk you off. The following weekday morning, Amy will come to your office again, but this time she will offer to suck your cock.

You can accept or refuse her offer. If you accept it, Amy will suck your cock while she masturbates, but Amy's Offer Part 1, Part 2 and this event (Part 3) over again.

[STY13] Amy Gets Anal

Complete Amy's Offer Part 3 ([STY12](#)). The following weekday morning, Amy will come to your office again and offer to fuck you. You will tell her to come back after school. In the evening, you will automatically remove the chastity panties and then give Amy a private punishment.

Raise Amy to punishment level 5. See [AMY12](#) for details on how to do this.

Note: If you do not raise Amy to level 5, then you will have the option to summon her back to your office any evening where you are not punishing another girl. This will give you another opportunity to raise her to level 5.

At the end of the punishment, assign her a role. You will show her your copy of the Future Female Sports Stars magazine (see [STY04](#)) and you will have anal sex with her. She will then agree to become a practice subject to help train other staff and Prefects in the art of discipline.

Fun Note: After you have completed this event, you will get a repeatable scene when you teach a class where Amy is on time for her lesson and wearing her tie. You will tell yourself "there really is nothing like a good anal fucking to make a student behave themselves".



Student Quests (Replay Menu): Cassandra [STC]

[STC06] Cassandra's Public Paddling

If you have not already done so, you will need to start Chapter 2 of the game. Complete Cassandra the Bully ([STC03](#)), Cassandra the Fibber ([STC04](#)) and Cassandra the Attention Seeker ([STC05](#)).

Once you have completed all three, you will discover Cassandra's weakness: Hubristic Pride. Cassandra has enormous pride in herself, not for any real accomplishment but for her very existence. You tell yourself that to shatter Cassandra's pride you must reduce her social standing.

On Tuesday, Wednesday, Thursday or Friday afternoon, go to the Sports Center. This event will then automatically play out. You will see Faye standing naked outside the changing room after Cassandra pushed her out of the room. You get the girls to spank Cassandra with the paddle and then pleasure her until she has multiple orgasms. You will get +2 Horniness points.

Note #1: you have to click on the Sports Center on the main screen. If you click on the "coach" quick access button on the main map menu, you will not be able to complete this quest action.

|

Note #2: If Rachel is not your trainee yet (see [QRAC105](#)), then you will see a special scene where you meet Rachel first and ask her to carry your bag for you.

Note #3: You do not need to have completed Faye's Embarrassing Situation ([SCH10](#)) before you complete this event. However, the storyline makes more sense if you have done so. In addition, once you have completed this event, Faye will no longer appear beside the changing room door on Tuesday afternoon, so you will not be able to complete Faye's Embarrassing Situation afterwards.

[STC07] The Group Hug

Complete Cassandra's Public Paddling ([STC06](#)). In the evening, spy on Cassandra's room. You will see Cassandra visited by the other girls who paddled her, and who all give her a big hug.

Note: Cassandra's room will initially be shown as an "unknown room".

[STC08] Debbie Recounts her Experiences

Complete The Group Hug (STC07) and raise Cassandra to punishment level 4 (CAS05). At the end of Cassandra's punishment, choose to give her the Advanced Flirting lesson.

In the spy on Debbie's room. You will see Debbie and Cassandra talking about your job offer.

[STC09] The Practice Date

Complete Debbie Recounts her Experiences (STC08) and raise Cassandra to punishment level 5 (CAS06). At the end of Cassandra's punishment, choose to arrange a Practice Date with her.

Note #1: if you did not spy on Debbie's room and complete the Debbie Recounts her Experiences event (STC08), you will be unable to arrange a practice date.

Once you have \$1500, buy the Red Dress from the Online Shopping | Clothing option on your office computer. It will arrive the following weekday.

Once the dress has been delivered, you will automatically have a date with Cassandra the following Saturday evening.

Note #2: if you don't buy the red dress by the following Saturday, you will get a message saying that you're meant to be having a date with Cassandra but you haven't bought her a new dress yet. You say that you'll have to wait until the next weekend.

Note #3: the dress is delivered the following weekday morning. If you purchase the dress on Friday, it will not be delivered until Monday, and you will not be able to do the date that weekend.

During the date, talk about both the job opportunity and her motivations. You then realize that Cassandra has been drinking rather quickly, and you wonder if you should warn her that she is drinking too much.

You should choose "Say something". If you choose "Wait and see what happens", Cassandra will get drunk and the date will end.

Note #4: if the date ends, then teach a class the following week. Before the lesson, Cassandra will speak to you and say that she'd like to try the date again. The following Saturday, you will get another date with Cassandra.

If you choose "say something", you will tell her that most men she will have dinner with will likely try to get her drunk, because it's a tried and tested strategy for getting women to sleep with them. She thanks you for the advice. At the end of the meal, she agrees to move over to the sofa with you. You tell her that to keep a wealthy man interested, she needs to demonstrate sexual competence by giving them a blow job.

Cassandra will then give you a very poor blow job. You can choose to either "break it to her gently" or "be brutally honest". The dialogue will change, but in both cases you tell her that she needs to practice more.

You tell her she is to report to your office after school, and that you will discipline her and she can practice sucking your cock. You also tell her that she should try and find some instructional porn videos, and suggest that Debbie could help her find some suitable videos.

[STC10] Debbie's Disappointment

Complete The Practice Date ([STC09](#)) with Cassandra. In the evening, spy on Debbie's room. Debbie says that she can share some blowjob videos with Cassandra, and they agree that in return, Cassandra will go down on Debbie. They watch some videos and then make out. Cassandra licks Debbie's pussy, but does so badly. Debbie then shows Cassandra how to masturbate properly.

[STC11] Blowjob Practice

Complete The Practice Date ([STC09](#)) with Cassandra. After you have completed the practice date, then you can summon Cassandra to your office in the evening.

Note #1: you are only given the option to summon a girl for punishment if no other girls have been ordered to your office. For example, if you taught a class that day and ordered a girl to be punished after school, you will not be able to summon another girl.

You are given the option to skip her punishment, or to give her a spanking first. If you give her a spanking, then after the punishment you will need to choose to give her some blowjob practice. If you choose to skip the spanking, you will automatically start the blowjob practice.

Note #2: if the current version of the game, you cannot increase Cassandra to punishment level 6. You therefore may wish to skip the spanking. (However, you can get still some money by spanking Cassandra.)

Cassandra will then give you a blowjob. You tell it was a passable blowjob, but you think you need to find her a proper instructor. You wonder if Trixie would be willing to help out with some hands-on sex-ed.

Note: if you didn't hire Trixie, then the dialogue will be slightly different. You will tell yourself that you should have hired Trixie. You then tell Cassandra that you don't have anyone in mind, but hopefully a suitable teacher will turn up soon.



Student Quests (Replay Menu): Priti [STP]

[STP01] Priti Needs Her Fix

Complete Good Girl Priti (CLA16). The next time you do a patrol, you will see Harriet and Priti talking. You hear Priti wanting something, but saying she doesn't have any money. Harriet tells Priti there are other ways to pay. Priti agrees, and Harriet says she will visit Priti in her room that night.

[STP02] Priti's Terrible Crime

Complete Priti Needs Her Fix (STP01). In the evening, spy on Priti's room. If you have note already spied on her, then Priti's room will initially be shown as an "unknown room".

You will see that Priti has done Harriet's math homework in exchange for a bar of chocolate. You tell yourself this is a terrible scandal and that you should summon Priti to your office. Grades will decrease by 5 points. They will continue to decline by 5 points every Sunday evening until you manage to stop Harriet.

Note #1: the decrease in grades can happen from the start of Chapter 2, but it only happens when your grades are 51 or more. Once your grades drop to 50 or lower, you will not get the weekly decrease.

However, once you have seen this spy event, the message you see will change. Before you see this spy event, you are told that "an unknown influence is causing grades to decline". However, once you have seen this spy event you are told that the impact on grades is because of Harriet's homework-for-chocolate cheating scheme.

Note #2: there is a special spy event that happens near the start of Chapter 2, where you smell Marijuana and you ask Maria Consuelo to do a search. See REFR06 for details. If you have not already seen this event, you may get it when you try to spy on Priti. If this happens, simply spy on Priti the following evening.

[STP03] Priti's Achilles Heel

Complete Priti's Terrible Crime (STP02). During the day, use your office phone to call Priti to your office. She will immediately confess to giving Harriet the answers to Mr Wilson's homework, and asks if you will punish her. You get tell her that you won't punish her, or that you are afraid you must punish her.

Note: if you say you must punish her, you will spank her at the end of this event. However, it does not affect the choices you make later in the scene about whether to punish her again in the future.

You talk to her and discover that Priti's weakness is her repressed desires. Priti has been repressed her whole life and subconsciously yearns to be free from the control of others. You decide that need to help Priti become more rebellious. You then have to choose how to do this:

- You can encourage her to act on her repressed desires, which involves you helping Priti without resorting to punishments. (This is the **"desires" path**.)
- Or you can to act on her repressed desires as well as deliberately breaking the rules, which involves you punishing Priti. (This is the **"punishment" path**.)

When completing Priti's student quest, you choose whether to punish her (the Punishment path), or to help her without punishing her (the Desires path).

Note #1: If you select the Desires path, you will not be able to one of Priti's other events (Priti's Disregard for the Rules, [STP09](#)).

Note #2: if you forced Priti to strip during, then during the Priti's Achilles Heel event, you will tell yourself that you need Priti to trust you, but you badly broke that trust when you forced her to strip naked. This happens regardless of whether you choose the punishment or desires path for Priti. It means that you will not be able to immediately complete the "Goddess of Beauty" event ([STP04](#)). You will need to complete an additional action first. See [XTRA21](#) for details.

[STP04] The Goddess of Beauty

Complete Priti's Achilles Heel ([STP03](#)). The following morning, you will get a scene with Priti where you tell Priti that you think she has repressed her normal desires. You say that you will stop by the sports center on Wednesday after the school play to do another photoshoot. Priti also tells you that her favorite type of chocolate is chocolate cake.

On Wednesday evening, go to the gym.

Note: if you have not already done so, you will see the Drama Night Part 2 ([OTH02](#)) event, where Emily gives out the new costumes. You will then need to visit the gym again the following Wednesday to see this event.

At the gym, Claire will tell you that the girls are rehearsing again. Priti appears as Aphrodite in a fairly skimpy costume. After the girls have finished rehearsing, you will have a private photoshoot with Priti. This event then unlocks.

[STP05] Priti Won't Snitch

Complete the first part of The Goddess of Beauty (STP04) event, where you talk to Priti in the morning and she tells you that her favorite type of chocolate is chocolate cake.

Complete the Duchess in the Kitchen event (SCH14). This involves building the cafeteria, recruiting the manager and then visiting the cafeteria for the first time.

In the afternoon, go to the cafeteria again. You will sit outside the cafeteria, and hear Harriet asking Priti why she was called to the Headmaster's office. Harriet also says that Priti is sexually repressed.

Afterwards, you will automatically speak to Patricia and ask her to bake a chocolate velvet cake. It will cost \$500. Patricia will deliver it to you the following morning.

Note #1: Patricia will not deliver the cake on a Friday morning. Instead, she will deliver it on the following Monday morning.

Note #2: If you do not have \$500, then you say that you'll have to come back later, as you don't have the cash. Wait until you have \$500, and visit the cafeteria again.

[STP06] Chocolate Velvet

Complete The Goddess of Beauty (STP04), Priti Won't Snitch (STP05) and raise Priti to level 2.

Note: the method of raising Priti to level 2 will depend if you selected the Desires path or the Punishment path. (See STP03 for details of the 2 paths.) If you selected the Desires path, then Priti will automatically advance to Level 2 once you complete the Goddess of Beauty (STP04) event. However, if you selected the Punishment path, you will also need to see Priti misbehave in class and then punish her in your office afterwards. See the Bad Girl Priti event (CLA17) or Priti's punishment guide (PRI02) for details.

Use your office phone to call Priti to your office. You will tell her it's time to test her ability to act on her desires. Choose "Test 1 – Your desire for chocolate". You leave Priti alone in your office with the cake, and tell her that failed the test,

because she didn't rebel and eat the cake. Priti then licks the chocolate off your fingers, and you give her another slice of cake.

Note: if you selected Priti's punishment path, then instead of calling her to your office, you can automatically get her to do Test 1 immediately after her punishment. However, you will need to have completed her photoshoot after the rehearsal (STP04) and bought the cake (STP05) before you punish her.

[STP07] It was Itsy-Bitsy-Teeny-Weeny

Complete the Chocolate Velvet event (STP06).

Buy the string bikini from the Online Shopping | Clothing option on your office computer. It will cost \$500, and will arrive the following weekday.

On Saturday afternoon, go to the Lake. You will give Priti the string bikini and she will spend the day at the beach, getting lots of attention from the rest of the girls and posing for pictures. This event will then unlock.

Note: during the event, you see Ada taking photos of Priti. You tell yourself that you still have Ada's phone, which you took from her during the New Chapter event (OTH16), and that her phone should be able to access the photos from the cloud.

If you have already installed the Miss Chang's spyware (OFF07), you tell yourself that you can use the spyware to view the pictures. If you have not installed the spyware yet, you say that you should speak to Miss Chang about it.

[STP08] Priti's New Uniform

Complete the "It was Itsy-Bitsy-Teeny-Weeny" event (STP07) and raise Priti to level 3.

Note: the method of raising Priti to level 2 will depend if you selected the Desires path or the Punishment path. (See STP03 for details of the 2 paths.) If you selected the Desires path, then Priti will automatically advance to Level 3 once you complete the Itsy-Bitsy-Teeny-Weeny (STP07) event.

However, if you selected the Punishment path, you will also need to see Priti misbehave in class and then punish her in your office afterwards. See PRI04 for details of how to complete the punishment and raise her to level 3.

Use your office phone to call Priti to your office. You will tell her it's time to test her ability to act on her desires. Choose "Test 2 – Your desire to feel attractive". You tell her that you want her to alter her uniform in a way that complies with the exact wording of the rules but makes a mockery of the school's uniform policy. You then tell yourself that you should spy on her to see how she's getting on.

Note: if you selected Priti's punishment path, then instead of calling her to your office, you can automatically get her to do Test 2 immediately after her punishment. However, you will need to have completed the Itsy-Bitsy-Teeny-Weeny event before you punish her.

If you have not already done so, you will need to pass the topless punishment rule. At the School Board on Friday morning, pass the Public Punishment rule "Students misbehaving during class may be ordered to remove all clothing above the waist for the remainder of the lesson" (see [REFR05](#) for details). You will need Influence 11 and Discipline 75.

You will also need to complete the two patrol events where you find Charlotte smoking: "Charlotte caught smoking" ([PAT16](#)) and "A spanking or a handjob" ([PAT17](#)).

In addition, you will also need to complete Harriet's Punishment Announcement ([STH03](#)). This involves doing another patrol to find out about Harriet's activities (see [STH01](#)), doing a body search of Harriet (see [STH02](#)) and agreeing her punishment at the school board. You will then teach a class and see a punishment scene with Harriet. You strip Harriet to the waist and then announce her punishment as the new dormitory maid.

In the evening, spy on the dorms. If you have not already done so, you will need to spy on Liz's room first. You will see Harriet in her maid's costume, being given chores by Liz and Emily (See [QHAR08](#) for details). After you have seen the scene in Liz's room, spy on Priti's room. You will see Harriet hiding in Priti's room while Priti is studying the uniform policy.

Teach a class. Priti will attend class in a very skimpy uniform and this event will unlock. The exact scene will change depending on whether you have chosen the Desires path or Punishment path for Priti. (See [STP03](#) for details of the 2 paths.)

[STP09] Priti's Disregard for the Rules

The event can only be unlocked if you chose to follow the Punishment path from Priti. (See [STP03](#) for details of the 2 paths.)

Complete Priti's New Uniform ([STP08](#)). At the end of the event, you will see "Giving Priti a Hand" ([STP10](#)), where you talk to her in your office after class, and then masturbate her.

Teach another class. Priti will arrive in her skimpy uniform again. She will remove her tie, and then insult you by calling you a big dummy. You will then decide how to punish her. The event will unlock regardless of which punishment option you choose.

The punishment options you can choose are:

Option	Outcome	Notes
Order her to your office after school	+1 grades	Will also get money or discipline depending on the after school punishment you choose. Will need to select this to increase Priti's punishment level and continue with Priti's student quest.
Corporal punishment	+4 discipline	
Enhanced nudity punishment	+1 discipline +2 grades	

If you choose corporal punishment or an enhanced nudity punishment, then this event will randomly repeat when you teach a class. In order to progress with Priti's student quest, you need to order her to your office after school.

For details about how to complete Priti's punishment in your office and raise her to level 4, see [PRI06](#).

[STP10] Giving Priti a Hand

Complete Priti's New Uniform ([STP08](#)). This event will automatically occur immediately afterwards. You will talk to her in your office after class, and then masturbate her. You tell yourself that you will need to teach Priti how to masturbate herself. You also decide that she should have some sexy nightwear to wear, to get her in the right frame of mind.

[STP11] Priti's Nude Performance

Complete Priti's New Uniform ([STP08](#)) and Giving Priti a Hand ([STP10](#)). The following morning, you will automatically see a scene where Priti, dressed in her skimpy uniform, talks to you. You suggest that she needs to appear fully naked in the school play.

On Wednesday evening, go to the gym. You will see Priti appear naked on stage while playing the roles of Aphrodite and Pandora. This event will then be unlocked.

[STP12] Everyone Does It

Complete Priti's Nude performance ([STP11](#)) and raise Priti to Level 4.

Note: the method of raising Priti to level 2 will depend if you selected the Desires path or the Punishment path. (See [STP03](#) for details of the 2 paths.) If you selected the Desires path, then Priti will automatically advance to Level 4 once you complete Priti's Nude Performance ([STP11](#)) event.

However, if you selected the Punishment path, you will also need to complete Priti's Disregard for the Rules ([STP09](#)) and then punish her in your office afterwards. See [PRI04](#) for details of how to complete the punishment and raise her to level 4.

Buy the sexy night wear from the Online Shopping | Clothing option on your office computer. It will cost \$800, and will arrive the following weekday.

Use your office phone to call Priti to your office. You will tell her it's time to test her ability to act on her desires. Choose "Test 3 – Your desire for self love".

Note: if you have already seen Priti's Nude Performance ([STP11](#)) and bought the sexy night wear before you punished Priti, then you don't need to use the office phone. Instead, you can automatically test Priti's progress at the end of her punishment.

Priti says she thinks that touching herself is shameful. You and Priti both remove your clothes and masturbate together. You then tell Priti that you want her to try masturbating again as soon as possible, and you give her the sexy night wear. You tell yourself that you should spy on Priti's room to see how she looks in her new nightclothes.

[STP13] Priti Takes a Stand

Complete the "Everyone Does It" event ([STP12](#)). This involves raising Priti to Level 4, completing her third test (Test 3 – Your Desire for Self Love), and buying the sexy night wear.

In the evening, spy on Priti's room. You will see Priti in her sexy lingerie. Harriet, in her maid's uniform, tries to hide in Priti's room. Priti gets Debbie and gives Harriet a spanking. Priti then masturbates herself.

[STP14] The Food Fight

Complete Priti Takes a Stand ([STP13](#)). The following weekday, you will automatically see a large scene. It happens the next weekday at the start of the

afternoon. You go to the cafeteria, and see Cassandra trying to tease Priti, who ends up starting a food fight.

Note: If you press "skip day" during the morning, you will not see this event. Either carry out an event (e.g. teach a class, do a patrol) or use "skip period" instead.

You then hose down the girls to clean them and force them to attend the afternoon classes naked. You get discipline +5 and grades +5.

Note: At the end of the scene, you then tell Priti to report to your office for additional punishment. In your office, you can raise her to Level 5 and complete the fourth and final test (Test 4 – Your desire towards the opposite sex). See [STP15](#) for details.

[STP15] Baking in the Buff

Complete the Food Fight event ([STP14](#)). That afternoon, Priti will automatically report to your office.

You can decide to tell her that she must be punished, or that you won't punish her. If you decide not to punish Priti, then Priti then suggests that she'd like a punishment from you anyway. You can then choose to punish her, as it's what she wants, or you can refuse to punish her again.

If you refuse to punish her, she will automatically be raised to Level 5. If you choose to punish her, you will then spank her. See [PRI08](#) for details of how to punish her and raise her to Level 5.

Note: during this scene, it doesn't matter if Priti is on the punishment path or the desires path. You can choose to spank her even if she is on the desires path, and you can level her up without spanking her even if she is on the punishment path.

Once you have raised Priti to Level 5, choose "Test 4 – Your desire towards the opposite sex". You ask Priti to tell you what she desires most. Priti tells you that she would like to do another photoshoot with you, and she would like some more cake. You agree to meet her at the cafeteria on Saturday afternoon so that Priti can bake a cake and you can do the photoshoot at the same time.

On Saturday afternoon, go to the cafeteria. Priti bakes a cake whilst stripping naked, and you take photos of her. You then have a sixty-nine with her.

You can repeat this event by going to the cafeteria on a Saturday afternoon.

Student Quests (Replay Menu): The Twins [STW]

[STW06] Louise Complains

Start Chapter 2 of the game by completing the New Chapter event ([OTH16](#)). Complete the Twin Swap: Part 5 ([STW05](#)) and the Wrong Way to Give a Punishment ([STA12](#)).

The following day, teach a class. Before the lesson begins, Louise will speak with you, and tell you she is worried about Mary and angry about Miss Potts. You tell yourself that the next time the twins get in trouble, you will have Miss Potts come to your office instead of Sally.

Note: Depending on your progress with other quests in the game, you may see other classroom scenes before Louise complains to you.

[STW07] Heels and a Handbag

Complete Louise Complains ([STW06](#)). If you have not done so, once you have 55 Discipline and 10 Influence, pass the "Strip to Underwear" Corporal Punishment rule at the Friday school meeting. (This rule is unlocked at the start of Chapter 2, see [REFER04](#) for details.)

The following Friday Morning, this event will automatically happen. Miss Potts will see Mary crying, but it is just a trick to allow the Twins to strip Miss Potts naked and leave her wearing nothing but her heels and her handbag.

[STW08] The Twins Public Shaming

Complete Heels and a Handbag ([STW07](#)). Afterwards, you will automatically attend the Friday board meeting. Miss Potts will propose (and pass) a rule allowing you to strip the twins naked after their punishment.

After school, you and Miss Potts will automatically punish Mary and Louise. They will then be displayed naked in front of the entire school. You will receive \$800.



Student Quests (Replay Menu): Harriet [STH]

[STH01] Harriet Meets her Source

To unlock this event, you will need to complete Priti's Achilles Heel (STP03), where she confesses to giving Harriet the answers to Mr Wilson's homework. You will also need to complete the "Charlotte Caught Smoking" (PAT16) and "A Spanking or a Handjob" (PAT17) patrol events.

You will also need to open the cafeteria and complete the A Duchess in the Kitchen event (SCH14) and Priti Won't Snitch (STP05).

If you have not already done so, you will also need to pass the topless punishment rule. At the School Board on Friday morning, pass the Public Punishment rule "Students misbehaving during class may be ordered to remove all clothing above the waist for the remainder of the lesson" (see REFR05 for details). You will need Influence 11 and Discipline 75.

Do a patrol. You will see Harriet secretly meeting Lily (who is the sister of Samantha, your secretary). Lily is supplying her with alcohol, cigarettes, chocolate and knickers.

Note: you do not have to complete the "Meeting Lily" event (OTH15) first, but it helps the storyline if you have done so.

[STH02] Harriet's Contraband Discovered

If you have not done so, you will need to make Rachel your trainee. To do this, raise Rachel to punishment level 3 and assign her a role as your trainee. See RAC03 for details.

You will also need to pass the Body Search rule at the Friday school board meeting. If you have not done so, at the School Board on Friday morning, pass the Headmaster's Privileges rule "The Headmaster has the right to perform a body search of anyone on campus. Students must raise their skirts and open their shirts to allow for easy access to their underwear." (See REFR06 for further details). You will need Influence 11 and Discipline 70 to pass the rule.

Complete Harriet Meets Her Source (STH01). On Monday or Friday afternoon, go to the Sports Center and speak to Harriet. Choose to do a body search.

Note #1: if you have not already done so, you can ask her "how are you?" and "how's business?" These are not required but help to progress the storyline.

Note #2: if you have not already completed Cassandra's event "Unlocking her Weakness" (CAS04) where the other girls spank Cassandra with the paddle in the sports center, then you cannot see Harriet on Friday. You will see Cassandra's event instead.

After doing a body search, you also check Harriet's bag and find homework answers from other girls and other contraband.

[STH03] Harriet's Punishment Announcement

Complete the "Harriet's Contraband Discovered" event ([STH02](#)). The following Friday morning, you will automatically see a scene where you tell the Board about Harriet's black market trade in homework answers.

During the week, teach a class. After the school board meeting where you discuss Harriet, you will automatically see this scene. You will give Harriet a topless punishment. You then announce the Harriet is now the dormitory maid and that if she fails to comply, the other girls may spank her.

[STH04] Harriet's Body Inspection

Complete Harriet's Punishment Announcement ([STH03](#)). The next Friday, you will attend the school board meeting as usual. You will then automatically see a scene where Harriet strips naked and the teachers will examine her nude body. You will get +2 Influence Points.

Note: you can inspect Harriet at future meetings of the school board as well. To do this, choose the new "Student Body Inspections" option in the agenda and then "Harriet Rose". Harriet will strip naked and the teachers will examine her nude body.

Student Quests (Replay Menu): Emily [STE]

[STE01] I am Not a Nudist

Complete Emily the Nudist (LAK03) and start Chapter 2 by completing the New Chapter event (OTH16). In the evening, spy on Liz's room.

You will hear Emily explaining how Lucy left her naked and she had to pretend to be a nudist to avoid punishment. Liz then wonders if you might allow other girls to go swimming in the nude. Emily also tells Liz and Harriet about the only (small) penis she's ever seen, and how she'd "love to see a nice big penis someday".

Note #1: this event will help you unlock Emily's "The Reluctant Nudist" quest. See QEM.

Note #2: Depending on what other events you have done, and when you last spied on Liz, the girls may talk about other subjects first. See SPY00 for a note of all the topics of gossip that the girls discuss.

[STE02] Emily's Juicy Gossip

Complete the Benefits of Nudism event (STE03). In the evening, spy on Liz's room. You will hear Emily telling Liz and Harriet about Sally sucking your cock. You will get horniness +1.

[STE03] The Benefits of Nudism

Complete the "I am Not a Nudist" spy event (STE01). If you have not already done so, get Sally to speak to you about whether you have found a set of keys. See Sally's Lost Keys (OTH08) for details.

On Tuesday, Wednesday or Friday afternoon, speak to Sally in the changing room in the Sports Center. She will tell you that she overheard a rumor about Emily being a nudist. Sally will then tell you that her family were nudists as well. You agree to call Emily to your office for a little chat.

You can then use your phone to summon Sally and Emily to your office. You and Sally will strip, and then Sally will undress Emily. You will struggle to contain your erection, and you can choose to think un-sexy thoughts, or to just let it happen. Regardless of which option you choose, you get an erection. You also tell Emily that you will be designating an area of the beach as clothing optional but that you will need permission from the School Board first.

After Emily leaves, Sally will give you a blowjob.

Student Quests (Replay Menu): Maxine [STX]

[STX00a] Unlocking Maxine's Fundraiser Week: Part 1

Maxine's student quest is different to the other quests. Once you have unlocked Maxine's fundraiser week, all the events below will automatically happen in order.

However, there are several actions that need to be completed before you can unlock the fundraiser week.

Complete the New Chapter event ([OTH16](#)) and start Chapter 2 of the game. On the second day of Chapter 2, you will see a scene where Maxine is waiting to speak with you. She wants to discuss an important issue about the girls' knickers. You tell her to visit you in your office.

You then tell yourself that you should spend some time doing paperwork in your office and see what Maxine wants. You think that you could always just watch porn in your office, which might make it more entertaining listening to Maxine's complaint.

[STX00b] Unlocking Maxine's Fundraiser Week: Part 2

Complete the paperwork event "The Great Underwear Shortage" ([PAP06](#)) and the spy event Maxine Gets a Whipping ([SPY06](#)).

Carry out patrols during the week until you see the Naked Mole Rat event ([PAT15](#)) with Maxine. You will then need to do additional patrols until you see this event again. You should donate \$100 (this means that you will have donated \$120 in total). You will get +3 popularity.

Note: In Chapter 2, you will see most of the patrol events in a particular order. This means that the Naked More Rat will usually be the second or third patrol event that you see. See [PAT00](#) for more information about the order of patrol events in Chapter 2.

Once you have completed these events, Maxine will visit you the following morning. She says that she wants to you to pass a message to the school's owners and ask if they would be willing to contribute towards a charity fundraiser. You tell Maxine that she can record a video message and you will forward it to the school owners' representative.

Note: Maxine will not visit you on a Friday morning. Instead, she will visit you on the following Monday morning. In addition, Maxine will not visit you if you have other visitors (e.g. Miss Swallows). Instead, she will visit you the following day.

The following morning, you will automatically see a scene in your office where you give Maxine the reply from Mr Mykock. Mykock says that the school owners are offering to sponsor Maxine to wear a series of risqué outfits to school over a week-long period. Maxine will be provided with a different outfit each day. They will also provide bonus donations for other students who are also convinced to wear the outfit.

Maxine mentions that normally students have to wear their uniform during school hours. You say that you can make an exception for a good cause, and you will raise the matter at the next school board.

The following Friday, you tell the School Board about the charity fundraiser. You tell them that they need to make an amendment to the rules to permit the girls to wear alternative clothing to school if it is for charity.

This will unlock the Uniform Policy: Charity Exemptions rule. You will need 12 influence, 85 discipline and 14 horniness to pass the rule. In addition, you will need to complete several other student quests and other events before you can pass the rule. See below for details.

[STX00c] Unlocking Maxine's Fundraiser Week: Part 3

The following actions can be completed in any order. You will need to complete all of them before you can pass the Charity Exemptions rules.

Recruit Amy's friends, Olivia Da'Silva and Jasmine Walker, to the school. See [OFF02](#) and [OFF05](#) for details.

Note: if you start a new game in Chapter 2, Olivia and Jasmine will automatically join at the start of the second week.

Complete "Ada the Secret Voyeur" ([OFF07](#)). This involves planting the spyware on Maxine's phone, viewing the videos of Ada that Mykock sends you, unlocking the secret photos on Ada's phone, and viewing Ada's candid photos of the twins.

Complete Lucy Lends a Hand ([HOM09](#)), where Lucy gives you a handjob while she is cleaning your house. To do this, you will need to complete all Lucy's previous actions, including Lucy's Extra Services ([HOM08](#)). You also need to complete Sex Ed with the Nurse ([CLA12](#)).

Complete Priti's "the Reluctant Rebel" student quest. This includes raising Priti to Level 5 and completing Test 4, where you meet Priti at the cafeteria on Saturday to bake a cake. See [STP01](#) to [STP15](#) for details.

Complete Liz's classroom event "Liz Flashes her Pussy" event ([CLA14](#)). This is a random event that happens when you teach a class in Chapter 2. To complete this event, you need to pass the Corporal Punishments rule "students may be ordered to strip down to their underwear". You also need to have horniness 6+.

Complete Alice's two paperwork events, "Alice Needs Tutoring" ([PAP04](#)) and "Alice Offers a Deal" ([PAP05](#)). To unlock these events, you must teach classes until you get a scene where you say that Alice's work was not up to scratch, and she should see you in your office for some tutoring. You should then choose to do paperwork, and Alice will visit you. You will need popularity 40+ and horniness 8+.

Complete Rachel's quest "The Headmaster's Pet Part 1". This involves increasing Rachel to punishment level 7 and giving her a promotion to your P.E.T. See [STR16](#) or Rachel's punishment guide ([RAC01](#) to [RAC13](#)).

Once you have completed all these actions, you can pass the Uniform Policy "Charity Exemptions" rule at the school board. You will need 12 Influence, 85 Discipline and 14 Horniness.

[STX01] The Logo

Maxine's fundraiser week will start on the Monday after you pass the Charity Exemptions rule. On the Monday, Maxine and the other girls will wear a t-shirt with the naked mole rat logo on it. After class, Lucy will speak with you and you will help relieve her sexual frustration. You will get +2 grades and +1 horniness.

[STX02] The Bikini

This event will automatically happen on Tuesday during the fundraiser week. Maxine and the other girls will wear a string bikini. After class, you will help Alice with her sexual frustration. You will get +2 grades and +1 horniness.

[STX03] Bondage Gear

This event will automatically happen on Wednesday during the fundraiser week. Maxine and the other girls will wear bondage outfits. After class, you will help Priti with her sexual excitement. You will get +2 grades and +1 horniness.

[STX04] Simulated Nudity

This event will automatically happen on Thursday during the fundraiser week. Maxine and the other girls will wear skin tight bodystockings. After class, you will help Liz with her sexual frustration. You will get +2 grades and +1 horniness.

[STX05] Naked, Waxed and Oiled

This event will automatically happen on Friday during the fundraiser week. There is a special meeting of the school board. Maxine and the other girls will then go naked for the day. This includes removing their pubic hair and oiling their bodies. Ada is stripped by the other girls and forced to join them for the day. In the afternoon, Maxine gives a talk to your class about the week. You will get +1 grades.

[STX06] Ada's Betrayal

This event will automatically happen on Friday evening during the fundraiser week. Ada tries to blackmail you and Maxine into having sex by threatening to destroy the photos from the day. You manage to rescue the photos and stop Ada.

[STX07] The Headmaster's Reward

This event will automatically happen on Friday evening during the fundraiser week after Ada's Betrayal. You and several of the girls have a celebration, and then five of the girls (Maxine, Lucy, Alice, Priti and Liz) give you a blowjob. While you are doing so, Debbie gives Ada several orgasms. You will get +1 horniness.

[STX08] The Minimal Uniform Requirements

This event will automatically happen during the board meeting a week after Maxine's fundraiser week. Before the board meeting, you will speak with Reilly Goodhead, who is Mykock's secretary. She demonstrates a new uniform to the school board, which has been designed to allow you to quickly expose the girls when you want.

This unlocks the "minimal uniform" punishment option.

Game note: in the current version of the game, there are only a few scenes where you can use this option, e.g. the "Careless Flashing" patrol event (PAT20) and Ada's Body Search (SCH09).

[STX09] Kind, Thoughtful and Exhibitionistic

After the board meeting, you will automatically teach a class where you demonstrate the "minimal uniform" to the other students

After class, Maxine and Ada are forced to do fundraising after school while wearing the minimal uniform. Both girls are feeling rather humiliated by the

experience. To help them, Lucy, Alice, Priti and Liz decided to join them while wearing outfits from the fundraiser week.

Note: you can inspect Ada and Maxine at future meetings of the school board as well. To do this, choose the "Student Body Inspections" option in the agenda and then "Ada Campbell (and Maxine Fisher)". Maxine and Ada will change into the minimal uniform. Sally will then spank Ada while a vibrating egg is inserted in her.



Punishments [PUN]

[PUN05] Priti

To punish Priti, you will need to complete the New Chapter event ([OTH16](#)). You will also need to complete Priti's Achilles Heel ([STP03](#)) and choose her Punishment path, where you encourage her to act on her repressed desires as well as deliberately breaking the rules.

See the Bad Girl Priti class event ([CLA17](#)) for details. You can choose to spank her in class or punish her after school. If you have unlocked the topless punishment rule (see [REFR05](#)) you can also give her an enforced nudity punishment.

This event will only unlock if you choose to give Priti a private punishment. It will not unlock if you give her a public punishment or if you decide to punish her in class instead.

[PUN06] Faye

You can punish Rachel from the start of Chapter 2, after you have seen the New Chapter event ([OTH16](#)). See the Forgetful Faye event ([CLA18](#)) for details. The first time this happens, you will automatically punish her after school and decide to spank her. This event will then unlock.

[PUN07] Liz

You can punish Liz in Chapter 2, after you have seen the New Chapter event ([OTH16](#)). Before you can punish Liz, you will need to complete the "Liz Flashes Her Pussy" event ([CLA14](#)) which requires to you pass the Strip to Underwear rule, and have horniness 6+.

Once you have completed that, you will get a random event when you teach a class and spot Liz daydreaming. See Liz's Distracting Thoughts ([CLA15](#)) for details. You can choose to punish her in class or after school.

If you punish her after school, Liz will strip naked and you will masturbate over her. This event will then unlock. (This event will not unlock if you choose to punish her in class.)

[PUN08] The Twins

You can punish the Twins in Chapter 2, after you have built the Swimming Pool and seen the Twins Poolside Punishment event ([SPT15](#)). You will be give several options about how to punish them.

Choose to punish them after school. You can give them a private or public punishment. This event will then unlock. (Note: the event will not unlock if you choose to punish the twins in class, or to let them off.)



Class Events [CLA]

[CLA06b] Rachel Falls Asleep (Chapter 2 version)

This second version of this event is available once you have started Chapter 2 of the game. It will happen randomly when you teach a class.

You can also see a slightly different version of this event by choosing Rachel to answer a question during the Friday pop quiz. (See [REFG04](#) for more details about the pop quiz.)

The options you can choose are:

Option	Outcome	Notes
Let her off	+1 popularity -1 discipline	
Order her to your office after school	+1 grades	Will also get money or discipline depending on the after school punishment you choose.
Corporal punishment	-1 grades +3 or +4 discipline	Will get +4 discipline if you have unlocked the strip to underwear rule (see REFR02).
Enforced nudity punishment.	+1 discipline +2 grades	Only available if you have unlocked the topless punishment rule (see REFR04).

Once you have assigned Rachel a position as your P.E.T.(see [RAC13](#)), you will no longer see this event. Instead, you will see the Teacher's Favorite Student ([STR17](#)) event instead.

[CLA09b] Cassandra on her Phone (Chapter 2 Version)

This second version of this event is available once you have started Chapter 2 of the game. It will happen randomly when you teach a class. You will spot Cassandra using her phone.

You can also see a slightly different version of this event by choosing Cassandra to answer a question during the Friday pop quiz. (See [REFG04](#) for more details about the pop quiz.)

The options you can choose are:

Option	Outcome	Notes
Let her off	+1 popularity -1 discipline	

Option	Outcome	Notes
Order her to your office after school	+1 grades	Will also get money or discipline depending on the after school punishment you choose.
Corporal punishment	+1 popularity +3 or +4 discipline	Will get +4 discipline if you have unlocked the strip to underwear rule (see REFR02).
Enforced nudity punishment.	+1 discipline +2 grades	Only available if you have unlocked the topless punishment rule (see REFR04).

Fun Note: after you have completed Cassandra's Shocking Realization (STC01), Cassandra's dialogue will change. She will tell you that you should learn to smile more, and then you won't come across as such a dickhead.

[CLA12] Sex Ed from the Nurse

Complete The Boner Rule (STR10), Amy gets Anal (STY13) and Maxine's Demand (PAP02). The next weekday morning, Nurse Kate will visit you. She tells you that one of the girls recently asked for birth control pills. She says she wants to arrange a talk with the girls about sex. The next time you teach a lesson, Nurse Kate will let the girls ask her questions about sex.

Note #1: Nurse Kate will not visit you on a Friday morning. She will visit you the following Monday morning instead.

Note #2: Depending on your progress with other quests in the game, you may see other classroom scenes before you see the sex ed lesson.

Note #3: If you employed Trixie (see STA02), then at the end of this event you tell yourself that you should ask Trixie if she would be interested in giving some extracurricular lessons to the girls. If you did not employ Trixie then you will not see this.

Note #4: if you complete Maxine's Demand after Rachel's First Orgasm, then on the first morning afterwards you will ask Samantha if there is a pet shop in town. Nurse Kate will then visit you the following weekday morning instead.

[CLA13] Olivia's First Class

Complete Olivia's Arrival (OFF02) where you have your first meeting with Olivia in your office. The next time you teach a class, you will see Olivia arrive for her first class. This event will depend on how you talked to Olivia in your office.

If you were strict and explained the situation, Olivia will arrive for class in the correct uniform. You can then choose to get the class started (+2 grades) or check her uniform is up to standard by doing an inspection. If you start the class, you will get +2 grades. If you inspect her, Olivia will say she's not wearing a bra. You can let her off as it's her first day, or make her show you her breasts.

If you let her off, you will get +2 popularity but -4 discipline. If you make her show you her breasts, you will get -2 popularity but +4 discipline.

If you were relaxed and flirted with her in your office, Olivia will arrive for class in a non-regulation shirt and necklace with no tie. You can then give her a warning, or confiscate her shirt.

If you give her a warning, you will get -4 popularity and -4 discipline. If you confiscate her shirt, you will get -1 popularity but +4 discipline.

[CLA14] Liz Flashes Her Pussy

Complete the New Chapter event (OTH16) and start Chapter 2 of the game. If you have not already done so, pass the Corporal Punishments rule "students may be ordered to strip down to their underwear" at the next Friday morning school board meeting. You will need 10 Influence and 55 Discipline.

This event will happen randomly from the start of Chapter 2 when you teach a class. However, you will need to have passed the rule and have horniness 6+ to complete the full event.

You will notice that Liz looks distracted, and she will then drop her pen. You can say "let me get that for you" and pick up her pen, or you can tell her to pick it up herself. If you tell her to pick it up, you will get +1 grades.

If you pick it up, then Liz will flash you. You will get +2 grades. After class, you will speak to Liz about her fantasies of being exposed in public, and you will masturbate her. You then discover Liz's weakness: that she is a true exhibitionist who derives pleasure from the reaction of others to her exposed body.

If you do not have horniness 6+, or if you have not passed the strip to underwear rule, then a different version of the event will happen. You notice that Liz looks distracted, and you tell her to stay focused in class. You will get +1 grades. This version will not unlock the event in the replay menu.

[CLA15] Liz's Distracting Thoughts

Complete Liz Flashes Her Pussy (CLA14) and discover her weakness. This event will then happen randomly when you teach a class. You will spot Liz daydreaming in class again.

The options you can choose are:

Option	Outcome	Notes
Let her off	+1 popularity -1 discipline	
Order her to your office after school	+1 grades	Will also get money or discipline depending on the after school punishment you choose.
Corporal punishment	+4 discipline	The first time you give her corporal punishment in class, you will also get +1 horniness.
Enforced nudity punishment.	+1 discipline +2 grades	Only available if you have unlocked the topless punishment rule (see REFR05).

If you give her corporal punishment in class, then you will strip her naked and bring her to orgasm. The first time this happens, you will also get +1 horniness.



[CLA16] Good Girl Priti

Complete the New Chapter event ([OTH16](#)) and start Chapter 2 of the game. On Tuesday morning, Mr Mykock will speak to you and tell you that the school

owners are interested in seeing Priti being punished in your office, and would be willing to pay double the normal rate for disciplining students.

This event will then happen randomly when you teach a class. You will ask your class how long Tsar Nicholas II served as Emperor of Russia. Priti will correctly answer. You tell yourself that Priti is an excellent student, and she should really be at university already. However, you wonder if there is some other aspect of her behavior that needs improving. You decide to watch out for her when you patrol. You will get +3 grades.

Note: the dialogue with Mr Mykock changes depending on whether you told yourself you were a villain or not in the Old Headmaster's Safe event (STA20). If you said you weren't a villain, you tell Mykock that you're not sure you are willing to punish a girl without good cause, but that you will keep a close eye on her and watch for any bad behavior.

However, if you said that you're OK with being a villain, then you will say to yourself that punishing Priti sounds morally questionable but you're OK with that.

During Priti's Achilles Heel event (STP03) you will choose whether to help Priti by spanking her (the Punishment path), or to help her without punishing her (the Desires path). If you choose the Desires path, this event will continue to randomly occur when you teach a class.

When the event repeats you will not get the full dialogue, but you will be told that the lesson went smoothly and that it helps to have a bright and attentive girl like Priti in your class. You will get +3 grades.

If you choose the Punishment path, then this event is only repeatable until you unlock the Bad Girl Priti event (CLA17).

[CLA17] Bad Girl Priti

Complete Priti's Achilles Heel (STP03), and select her Punishment path, by encouraging her to act on her repressed desires as well as deliberately breaking the rules.

Note: Completing Priti's Achilles Heel will also involve completing Good Girl Priti (CLA16), Priti Needs Her Fix (STP01), and Priti's Terrible Crime (STP02).

This event will then happen randomly when you teach a class. Priti will throw a ball of paper at your head. You can also unlock this event by choosing Priti to answer a question during the Friday pop quiz. See REFG04 for more details about the pop quiz.

The options you can choose are:

Option	Outcome	Notes
Order her to your office after school	+1 grades	Will also get money or discipline depending on the after school punishment you choose. Will need to select this to increase Priti's punishment level and continue with Priti's student quest.
Corporal punishment	+3 or +4 discipline	Will get +4 discipline if you have unlocked the strip to underwear rule (see REFR04).
Enforced nudity punishment.	+1 discipline +2 grades	Only available if you have unlocked the topless punishment rule (see REFR05).

If you choose corporal punishment or an enhanced nudity punishment, then this event will randomly repeat when you teach a class. In order to progress with Priti's student quest, you need to order her to your office after school. For details about how to complete Priti's punishment in your office and raise her to level 4, see [PRI02](#).

[CLA18] The Forgetful Faye

Complete the New Chapter event ([OTH16](#)) and start Chapter 2 of the game. This event will then happen randomly when you teach a class. You ask the class about causes of the Russian Revolution. Lucy and April give answers, but Faye admits she forgot to read the chapter of her textbook. Grades will decrease by 1.

You will automatically give Faye a punishment after school. (See [PUN06](#)).

A slightly different version of this event will then happen randomly when you teach the class. You can also see this event by choosing Faye to answer a question during the Friday pop quiz. See [REFG04](#) for more details about the pop quiz. You ask Faye for the name of the mystical advisor of Nicholas II but she doesn't know.

The options you can choose are:

Option	Outcome	Notes
Let her off	+1 popularity -1 discipline -1 grades	

Option	Outcome	Notes
Order her to your office after school	No change	Will get money or discipline depending on the after school punishment you choose.
Corporal punishment	-1 grades +3 or +4 discipline	Will get +4 discipline if you have unlocked the strip to underwear rule (see REFR04).
Enforced nudity punishment.	+1 discipline +2 grades	Only available if you have unlocked the topless punishment rule (see REFR05).

[CLA19] Class Punishment – Part 1

Start Chapter 2 by completing the New Chapter event (OTH16), and teach a class. During your first class, Cassandra will make some pointed comments comparing you to the autocratic monarchs and oppressive regimes you are teaching the class about.

Wait until the following Sunday evening. You will tell yourself that you are going to have to stay up late to mark the essays that you gave the girls about Napoleon.

The following morning (Monday), you will see a scene with Sally before school. You tell Sally that you are a little tired because you had to stay up late marking the history essays. You tell her that the girls did not do well and that you are going to have to punish almost the entire class.

During the day, teach a class. You will then carry out a group spanking where you punish most of the girls in the class. You will increase Class Unity to level 2. You will also get discipline +10 and Horniness +2, but grades -4. This event will then unlock.

At the end of the class you will be given the option to get the girls to hold hands or hug. However, when you carry out this event, you will not have enough Class Unity to get them to hug. You will have to get them to hold hands. At the end of this, you will also get \$1000.

At the end of the day, you will receive a phone call from Mr Mycock. He tells you that he enjoyed the video of your class punishment, and asks about your plans for future class punishments. You tell him the girls will need to be introduced to your methods gradually, and that you will need some assistants to help you.

[CLA20] Class Punishment – Part 2

Complete Class Punishment – Part 1 (CLA19). Wait until the following Sunday evening. You tell yourself that the girls were given more essays to write after the late class punishment and you will have to stay up late marking again.

The following morning (Monday), you will see another scene with Sally before school. You tell her there was only a little improvement and you will have to spank the majority of your class. You ask Sally if she would be able to help you spank her girls.

During the day, teach a class. You can choose to give a class punishment, or you can choose "not this lesson" or "not this week".

Choose to give a class punishment. You will then carry out a group spanking where Sally helps you to punish most of the girls in the class. You will increase Class Unity to level 3. You will also get discipline +7 and Horniness +2, but grades -1. This event will then unlock.

At the end of the class you will be given the option to get the girls to hold hands or hug. You can choose either option. At the end of both options, you will get \$1000.

If you chose the option "not this lesson", then you will teach a "normal" class where you will see one of the other random class events. The next time you teach a class you will be given the same option to give a class punishment.

If you choose "not this week" then you will teach "normal" classes for the rest of the week. The first time you teach a class the following week you will be given the option to give a class punishment again.

Once you have completed this event, then every following week, you will see a repeatable version of the class punishment. The options available to your will be:

Option	Outcome	Notes
Give a class punishment: Punish all the girls yourself	+10 discipline -4 grades +\$1000	
Give a class punishment: Call for Sally to assist you	+7 discipline -1 grades +\$1000	Game Note: in 0.15.3.1, there is a bug which means you might not get the discipline, grades or money. It is recommended that you choose a different option.

Option	Outcome	Notes
Not Today	Will see other classroom scene	The next time you teach a class you can choose to give a class punishment.
Not this week	Will see other classroom scene	The first time you teach a class the following week you can choose to give a class punishment.



Patrol Events [PAT]

[PAT00] Chapter 2 Patrol Order

In Chapter 2, the order of patrol events is mainly fixed. This means you will see most of the patrol events in a particular order. The table below shows all the normal patrol events in the order you will see them.

Please note this list does not include the quest-specific patrol events that you might see. These are events that happen once, as part of a game quest. For example, during Amy's student quest, you will do patrols where you will see Amy running into Faye, and making out with Tia in the cupboard.

The quest-specific patrol events will usually (but not always) override this list. This means that when you do a patrol, you will see any quest-specific events before you see the events in this list.

Order	Title	Ref	Notes
0	Miss Potts Reading to her Class		You will only see this event once. You will usually see the event in Chapter 1, but if you start a new game in Chapter 2, this will be the first event you see.
1	Charlotte Caught Smoking	PAT16	Once you have completed this event and Priti's Achilles Heel (STP03), you can also see the "a spanking or a handjob" event. See second table below.
2+	A spanking or a handjob?		You will need to have completed Charlotte Caught Smoking (PAT16) and Priti's Achilles Heel (STP03) before you see this event. This means that you might see this event after some of the events listed below.
3	The Naked Mole Rat	PAT15	You will also see this event once a week until you have donated at least \$120 to Maxine.
4	Hot Girls	PAT13	
5	Ice Lollies	PAT14	
6	Windy Day 2	PAT06	
7	Trixie's Dirty Stories	PAT10	This event will only happen if you hired Trixie
8	Anna the Inspiration	PAT11	
9	Crying Girl 2	PAT02	If popularity is below 20, you will see Crying Girl 1 instead.
10	Group Project 2	PAT04	

Order	Title	Ref	Notes
11	Lost Contact Lens	PAT18	
12	Flexible Girls	PAT19	
13	Careless Flashing	PAT20	

[PAT02] Crying Girl 2

This patrol event is available from the start of Chapter 2, after you have seen the New Chapter event ([OTH16](#)). As noted in [PAT00](#), most of the Chapter 2 patrol events are initially shown in a fixed order. This means that this patrol event will usually be the 9th event you see. You need to have popularity 20+ to see it.

Once you have seen all the patrol events, you will then randomly see this event when you patrol again.

You will see the same girl from the previous Crying Girl event ([PAT01](#)) quietly doing her homework. You say it's nice to see that she is not longer upset. If you sit with her, you help her with her homework and you get +1 popularity and +1 grades. If you ignore her there is no change to the stats.

Note #1: If your popularity is below 20, then you will see the first Crying Girl scene ([PAT01](#)) instead.

Note #2: this event makes reference to the previous Crying Girl event ([PAT01](#)) but you do not need to have completed the previous event to see this one.

[PAT04] Group Project 2

This patrol event is available from the start of Chapter 2, after you have seen the New Chapter event ([OTH16](#)). As noted in [PAT00](#), most of the Chapter 2 patrol events are initially shown in a fixed order. This means that this patrol event will usually be the 10th event you see. Once you have seen all the patrol events, you will then randomly see this event when you patrol again.

It will randomly happen when you patrol during the week. You will see some of the girls studying together, and if you choose to help them, you will get +2 grades.

If you have unlocked the Strict Uniform Policy, you can carry out an underwear inspection instead, and if you have unlocked the body search rule ([REFR06](#)), you can perform a body search of the girls. These options will both give you +2 discipline.

[PAT06] Windy Day 2

This patrol event is available from the start of Chapter 2, after you have seen the New Chapter event ([OTH16](#)). As noted in [PAT00](#), most of the Chapter 2 patrol events are initially shown in a fixed order. This means that this patrol event will usually be the 6th event you see. Once you have seen all the patrol events, you will then randomly see this event when you patrol again.

You notice that it's a windy day, but that the girls no longer seem to care that their skirts are being blown up. If you quietly enjoy the view, you will get -2 popularity. If you wave and say hello, you will get +2 popularity.

Note: this event refers to the previous Windy Day event ([PAT05](#)) but you do not need to have completed the previous event to see this one.

[PAT13] Hot Girls

This patrol event is available from the start of Chapter 2, after you have seen the New Chapter event ([OTH16](#)). As noted in [PAT00](#), most of the Chapter 2 patrol events are initially shown in a fixed order. This means that this patrol event will usually be the 4th event you see.

Once you have seen all the patrol events, you will then randomly see this event when you patrol again.

You will see Charlotte, Harriet and Alice in stifling heat with their shirts untucked and no ties on.

If you let it slide, you will get +1 popularity but -1 discipline. If you tell them to dress properly, you will get +2 discipline but -1 popularity. If you have Discipline 75+ you can also confiscate their shirts, which will give you +3 discipline.

If you confiscate their shirts, and if you have horniness 5+, then the second time you see this scene, the girls will already be topless. If you let it slide, you will get +2 popularity. If you make them dress properly, you will get +2 discipline but -2 popularity.

[PAT14] Ice Lollies

This patrol event is available from the start of Chapter 2, after you have seen the New Chapter event ([OTH16](#)). As noted in [PAT00](#), most of the Chapter 2 patrol events are initially shown in a fixed order. This means that this patrol event will usually be the 5th event you see. Once you have seen all the patrol events, you will then randomly see this event when you patrol again.

You will see some of the girls having a study session under a tree. If you leave them to it, you will get +1 grades. If you buy them ice lollies, it will cost \$20 but you will get +2 grades and +2 popularity.

[PAT15] The Naked Mole Rat

This patrol event is available from the start of Chapter 2, after you have seen the New Chapter event ([OTH16](#)). As noted in [PAT00](#), most of the Chapter 2 patrol events are initially shown in a fixed order. This means that this patrol event will usually be the second or third event you see.

In addition, you will see this event the first time you do a patrol each week, until you have donated at least \$120 to Maxine.

The first time this event happens, Maxine will tell you that she is collecting money to save the naked mole rat, and will ask if you wish to see a picture of the naked mole rat or not. You will then give her a \$20 donation and get +1 popularity.

When the event happens again, you will have the option of donating \$100 (which will give you +3 popularity), or \$20 (which will give you +1 popularity), or nothing, which will give you -1 popularity. In order to progress Maxine's quest "Pride and President", you will need to give her at least \$120 in total.

Once Maxine's fundraiser week is over, you will see a different version of this event, where Maxine and Ada are fundraising while dressed in the minimal uniform. If you pay \$1000, you will get a sex scene with Maxine, Ada, Lucy, Alice, Priti and Liz.

[PAT16] Charlotte Caught Smoking

This patrol event is available from the start of Chapter 2, after you have seen the New Chapter event ([OTH16](#)). It will happen when you patrol during the week. You will smell cigarette smoke, and find Charlotte having a cigarette. She asks if you can turn a blind eye.

Note: this will usually be the first patrol event you see in Chapter 2. However, depending on your game choices, you may see other events first.

If you choose to turn a blind eye "just this once", you will get Popularity +1 and Discipline -1. If you say no, you will punish her. (You tell Charlotte to report to our office after school, but Charlotte says she has to do a video call in her dorm room. You agree to give her an unofficial spanking.

At the end of her spanking, you can choose to let her go, or to search her thoroughly for more cigarettes. If you let her go, you get Discipline +1. If you search her, you find another hidden cigarette. You get Discipline +2.

Note: in order to see Charlotte's other scene, "A spanking or a handjob" (PAT17), you need to choose "search her thoroughly".

If you spy on Charlotte's dorm room in the evening, you notice that her blinds are down, and you can't see what's she's doing in her dorm.

[PAT17] A Spanking or a Handjob?

Complete Charlotte Caught Smoking (PAT16) and choose to punish Charlotte, and then to search her thoroughly for more cigarettes. You will also need to complete Priti's Achilles Heel (STP03).

The next time you patrol during the week, you will see Charlotte and Harriet doing a trade, where Charlotte gives Harriet a pair of knickers in return for a pack of cigarettes.

You then follow Charlotte, and find her smoking again. You agree to spank her now instead of in your office, and tell her to strip naked. Charlotte then offers you a handjob to avoid being punished. You can punish her or accept a handjob.

If you accept the handjob, you get Discipline -2. If you punish her, you will spank her and she will give you a handjob anyway. You will get Discipline +2.



Weekend Patrol Events [WEP]

[WEP02] Inappropriate Clothing 2

This patrol event is available from the start of Chapter 2, after you have seen the New Chapter event ([OTH16](#)). It will randomly happen when you patrol during the weekend. You will see Alice and Amy wearing some skimpy bikinis.

If you complement them, you will get -2 discipline and +2 popularity. If you tell them to change, you will get +2 discipline and -2 popularity.

[WEP08b] Liz and Faye on the Roof (Chapter 2 version)

Complete the Chapter 1 version of this event ([WEP08a](#)).

Once you have completed the Chapter 1 version, then this patrol event is available from the start of Chapter 2. It will randomly happen when you patrol during the weekend. If you stop and chat you will offer them some sunscreen.

If you also have horniness 6+, then Liz and Faye will decide to sunbathe nude, and you will apply the sunscreen to their naked bodies. You will get popularity +2 and horniness +1. (If you do not have horniness 6+, then you will simply see the Chapter 1 version of this event.)

If you do the event again, you will get popularity +2.



[WEP10] The Sprinklers

This patrol event is available from the start of Chapter 2, after you have seen the New Chapter event ([OTH16](#)). It will randomly happen when you patrol during the weekend. You will see Lucy, Faye and Emily playing in the sprinklers to cool off.

If you let them have their fun, you will get -2 discipline and +2 popularity. If you make them stop, you will get +2 discipline. If you punish them, you will get +4 discipline but -2 popularity.

[WEP11] The Dangers of Unsafe Bathing

This patrol event is available from the start of Chapter 2, after you have seen the New Chapter event ([OTH16](#)). It will randomly happen when you patrol during the weekend. You will see a group of unnamed girls playing in a fountain. You tell them that the fountain water is potentially full of dangerous germs.

Two of the options are available from the start of the game. The third option is available once you have completed the Locker Room Incident ([SPT16](#)) and passed the rule to gain access girls' locker room.

Option	Outcome	Requirements
Give them a warning and escort them to the showers	Discipline +1 Popularity +1	
Punish them, then escort them to the showers	Discipline +2	
Escort them into the showers and punish them their	Discipline +4	Access to the Girls' Locker Room



Sports Coaching [SPT]

[SPT05] Cardio, Cardio, Cardio

This event is available from the start of Chapter 2. It will randomly happen when you teach a football sports lesson in the afternoon. You will make the girls do cardio, and will see them marching up and down the gym. You will get Discipline +2.

[SPT06] Bouncing Girls

This event is available from the start of Chapter 2. It will randomly happen when you teach a football sports lesson in the afternoon. You will make the girls bounce up and down over and over again to watch their breasts jiggle. You will get Discipline +2.

[SPT07] Doing the Splits

This event is available from the start of Chapter 2. It will randomly happen when you teach a football sports lesson in the afternoon. You will make them practice doing the splits. You will get Discipline +2.

[SPT08] Work those Glutes

This event is available from the start of Chapter 2. It will randomly happen when you teach a football sports lesson in the afternoon. You will make the girls focus on their glutes, because a firm backside can take more frequent and harder spankings. You will get Discipline +2.

[SPT09] The Third Match

Complete the Second Match ([SPT04](#)) and start Chapter 2 by completing the New Chapter event ([OTH16](#)).

In the afternoon, choose to teach a sports lesson. If you have opened the swimming pool (see [SPT13](#)), choose to teach a football lesson. Teach 5 sports lessons. During the fifth sports lesson, you will play a practice match. Charlotte's team will take off their tops (as they lost the last match), and Alice will go topless. This event will then unlock.

Note #1: You need to teach 5 sports lessons after the Second Match ([SPT04](#)) before you can play the Third Match. However, you can teach these lessons during Chapter 1, which means you can play the Third Match as soon as you start Chapter 2.

Note#2: You do not need to pass the Topless Punishment rule (see [REFR05](#)) to unlock this event. If you have not passed the topless punishment rule, there is an extra line of dialogue where you tell yourself that Alice hasn't realized that you don't have the authority to strip her.

[SPT10] The Fourth Match

Complete the Third Match ([SPT09](#)). In the afternoon, choose to teach a sports lesson. (If you have opened the swimming pool (see [SPT13](#)), choose to teach a football lesson.) Teach 5 sports lessons. During the fifth sports lesson, you will play a practice match. During the game, Alice will choose to go bottomless instead of topless because she needs her bra for support. The match will end in a draw.

[SPT11] Charlotte's Team Play Bottomless

Complete the Fourth Match ([SPT10](#)). In the afternoon, choose to teach a football lesson. Teach 5 football lessons. During the fifth sports lesson, you will play another practice match.

The first time you see this event, the girls make a bet that the losing team will have to play their next game wearing nothing but their bras. There will be a penalty shootout to decide which team goes bottomless for this game (as the Fourth match ended in a draw). Charlotte's Team will lose and will play bottomless.

You will then referee the match. There are 3 incidents where you will need decide which side you want to "help" win the match. The incidents are:

Incident	Outcome
Possible outside goal.	You can award the goal or deny it. If you award it, Charlotte's team gets a point. If you deny it, April's team will get a point.
Louise tackles Mary	You can decide if it was a foul, or a fair tackle. If you decide it was foul, April's team will get a point. If you decide it was fair, Charlotte's team will get a point.
Rachel's shoelace	You spot that Rachel's shoelace is untied. You can warn her, or say nothing. If you warn her, Charlotte's team will get a point. If you say nothing, April's team will get a point.

This means that you can decide which team wins the game, and which one loses. You must award 2 or 3 of the points to the team you wish to win. The losing team will be bottomless during their next match.

Note: To unlock the next event, you must ensure that Charlotte's team win the match.

[SPT12] April's Team Play Bottomless

Complete Charlotte's Team Play Bottomless (SPT11) and make sure that April's team lose the match by awarding them 2 or 3 of the available points. In the afternoon, choose to teach a football lesson. Teach 5 football lessons. During the fifth sports lesson, you will play another practice match.

The first time you see this event, there is an extra scene where April's team are wearing underwear under their shorts, which you tell them to remove.

There are 3 incidents where you will need decide which side you want to "help" win the match. You must award 2 or 3 of the points to the team you wish to win. The losing team will be bottomless during their next match. The incidents are:

Incident	Outcome
Rachel is shoved by Harriet	You can blow your whistle or let play continue. If you blow your whistle, Charlotte's team will get a point. If play continues, April's team will get a point.
April pushes the ball into the goal with her hand	You can say the goal stands, or that the goal is disallowed. If it stands, April's team gets a point. If you disallow it, Charlotte's team will get a point.
Emily tackles Louise	You can give a penalty or decide not to give a penalty. If you give a penalty, Charlotte's team get a point. If you don't, April's team will get the point.

[SPT13] The First Swimming Lesson

You can build the swimming pool once you have started Chapter 2 (i.e. the day you see the "A New Chapter" (OTH16) event.

On Tuesday morning after the "A New Chapter" (OTH16) event, Mr Mycock will visit you. He says that a significant amount of funding has been made available, including payments to the building contractor. However, small payments remain on several partially completed building projects, including the cafeteria and swimming pool. You realize that the school owners didn't want to pay for everything. They want an incentive you keep you punishing the girls, but that suits you just fine.

Note: Mr Mycock's visit is not required but helps to develop the story. If you have the money, you can order the swimming pool before Mr Mycock speaks to you.

Once you have \$8,000, buy the "Swimming Pool" from the Upgrade Facilities option on your computer. You are told that it will take a few days to complete the swimming pool.

Once you have ordered the swimming pool, if you visit the Sports Center, you will see a "Warning: Construction Site" sign over the entrance to the pool.

Note: It takes a week to build the swimming pool. E.g. if you order the pool sometime on Thursday, it will be ready by the following Thursday morning.

Once the pool is complete, when you choose you teach a sports lesson in the afternoon, you will be asked if you want to teach football or swimming. If you choose swimming, you will see a scene where you teach the girls CPR. You will get +1 Horniness. This scene will then unlock.

[SPT14] Swimming Lengths

Complete the First Swimming Lesson ([SPT13](#)). You may also need to complete the Twins Poolside Punishment event ([SPT15](#)) as well (see note below). In the afternoon, teach a sports lesson and choose swimming. You will tell the girls that they are going to be swimming lengths of the pool. You will get Discipline +2.

This is a repeatable event. If you teach further swimming classes, you will see this event or the Twins Poolside Punishment ([SPT15](#)).

Note: If you have completed the Twins Public Shaming ([STW08](#)) event before you teach your second swimming lesson, then you will see The Twins Poolside Punishment before you see this event.

[SPT15] The Twins Poolside Punishment

Complete the Twins Public Shaming ([STW08](#)) and the First Swimming Lesson. In the afternoon, teach a sports lesson and choose swimming. You will spot the twins coming out of the changing area and jumping in the pool. The options you can choose are:

Option	Outcome	Notes
Let them off with a warning	+1 popularity -1 discipline	
Punish them now	+3 discipline	
Enforced nudity punishment.	+4 discipline	Only available if you have unlocked the topless punishment rule (see REFR05).
Punish them after school	+1 discipline	Will also get money or discipline depending on the after school punishment you choose.

This is a repeatable event. If you teach further swimming classes, you will see this event or the Swimming Lengths event ([SPT14](#)).

[SPT16] The Locker Room Incident

Complete Rachel Gets a Promotion ([STR16](#)). This involves completing most of Rachel's first student quest, raising her to Punishment Level 7 and promoting her to your P.E.T.

Complete Cassandra's Public Paddling ([STC06](#)). This involves completing the first part of Cassandra's student quest and raising her to Punishment Level 3.

Complete Charlotte's Team Play Bottomless ([SPT11](#)). This involves teaching multiple sports lessons and completing the first, second, third and fourth match events.

Note: it doesn't matter if Charlotte's team win or lose the match.

Once you have completed these three events, teach another sports lesson. You will notice that the girls seem quite agitated, although you have no idea why. After you finish the sports lesson, you will hear a scream from the girls' locker room, and this event will play out. Nina is being bullied by several of the other girls. You and Miss Newman enter the girls' locker room and strip and spank several of the girls, force them to orgasm with the vibrating wand, and then make the run laps round the gym while still naked.

This will then unlock a new rule to give the Headmaster unrestricted access to the girls' locker room. You can pass this rule at the Friday school board meeting. You will need Influence 12+ and Discipline 85+.

[SPT17] Lucy the Flasher

Complete the Locker Room Incident ([SPT16](#)) and pass the Headmaster's Privileges rule "the headmaster will be permitted to enter the girls' locker room at any time". You will also need to complete Lucy Needs a Shower ([HOM07](#)).

This event will then happen the next time you go to the girls' locker room in the Sports Center. Maxine complains about the fact that you are allowed to enter the girls' locker room. While she is complaining to you, Lucy flashes you in the background.

Note: if you have already completed Lucy Needs a Shower when you pass the rule allowing you to visit the locker room, this will be the first event you see. Otherwise, it will be the first event you see when you visit the locker

room after completing Lucy needs a shower. Once you have seen all 5 locker room events, then the events will happen randomly.

Once you have completed Maxine's fundraiser week (see [STX01](#) to [STX09](#)), you will see a new version of this scene. You convince Maxine to strip naked in order to make the other girls feel more comfortable with your presence in the locker room.

[SPT18] Emily's Naked Surprise

Complete the Locker Room Incident ([SPT16](#)) and pass the Headmaster's Privileges rule "the headmaster will be permitted to enter the girls' locker room at any time".

This event will then happen when you go to the girls' locker room in the Sports Center. You see Emily naked and brushing her hair. You can say hello or leave quietly. If you say hello you get Discipline +1 but Popularity -2. If you leave quietly nothing happens.

Note: if you have already completed Lucy Needs a Shower ([HOM07](#)) when you pass the rule allowing you to visit the locker room, this will be the second event you see (you will see Lucy the Flasher, [SPT17](#), first). If you have not completed Lucy Needs a Shower, then it will be the first event you see.

[SPT19] Singing in the Showers

Complete the Locker Room Incident ([SPT16](#)) and pass the Headmaster's Privileges rule "the headmaster will be permitted to enter the girls' locker room at any time". Complete Emily's Naked Surprise ([SPT18](#)).

This event will then happen the next time you go to the girls' locker room in the Sports Center. You hear beautiful singing coming from the showers. You can choose to take a look. If you say "yes", you want to take a look, you see the "crying girl" from the patrol events Crying Girl 1 ([PAT01](#)) and Crying Girl 2 ([PAT02](#)). The crying girl then... starts crying. You get Discipline +1 but Popularity -2.

If you say "better not" take a look, then nothing happens.

[SPT20] Alice's Magnificent Breasts

Complete the Locker Room Incident ([SPT16](#)) and pass the Headmaster's Privileges rule "the headmaster will be permitted to enter the girls' locker room at any time". Complete Singing in the Showers ([SPT19](#)).

This event will then happen the next time you go to the girls' locker room in the Sports Center. You will see Alice showing off her breasts. You can leave, announce your arrival, or listen quietly.

If you leave, nothing happens. If you announce your arrival, you get Discipline +1 but Popularity -2. If you listen quietly, you hear the girls discussing their breast sizes and you get an opportunity to demonstrate your knowledge about women's underwear. You get Discipline +1.

[SPT21] A Pain in the Coccyx

Complete the Locker Room Incident ([SPT16](#)) and pass the Headmaster's Privileges rule "the headmaster will be permitted to enter the girls' locker room at any time". Complete Alice's Magnificent Breasts ([SPT20](#)).

This event will then happen the next time you go to the girls' locker room in the Sports Center. You will see three unnamed girls coming out of the shower. One of the girls slips. You carry her to the nurse's office. You get Popularity -2.

Note: Once you have seen all 5 locker room events, then if you visit the locker room again, you will randomly see one of the events.



Spying [SPY]

[SPY00b] Liz's Gossip Topics (Chapter 2)

Note: This is not an actual event in the replay menu, but is provided for general information.

When you spy on Liz's room, you will see Liz, Emily and Harriet gossiping about various events that happened around the school. Sometimes you will need to hear the girls gossiping about a particular topic to unlock an event or progress a quest.

The topics of gossip are in a particular order. If you do not spy of Liz regularly, you may find that you need to listen to the girls gossiping about several events before they will talk about the particular event that you are interested in.

This is a list of the various topics of gossip in Chapter 2, in the order the girls will talk about them. Please note that before you can listen to any of these, you will have need to listen to all the Chapter 1 gossip first. See [SPY00a](#) for details of the Chapter 1 gossip.

Gossip Topic	Refers to Event	Notes
Available in Chapter 2		
The last lesson was crazy	How to Discipline a Young Woman (CLA11)	
Liz says she doesn't want to wear a shirt while they hang out		
Emily explains that she's not really a nudist	Emily the Nudist (LAK03) and the Benefits of Nudism (STE03)	Required to complete the I am Not a Nudist event (STE01)
Emily tells her friends about Sally sucking your cock	The Benefits of Nudism (STE03)	Required to complete the Emily's Juicy Gossip event (STE02)

[SPY07] Nina's Secret Crush

Once you have 10 Influence and 55 Discipline, pass the Public Punishment rule "strip to underwear for public punishment" at the Friday school board. (You may have already done this.)

If you have not already done so, you will need to complete the "marijuana" spy event. You see this event the first time you spy on the dorms in Chapter 2. See [REFR06](#) for more details.

Complete the Forgetful Faye event ([CLA18](#)). The first time you complete this event, you will automatically give Faye a spanking after school. You will then need to repeat this event. When you repeat the event, you will be able to choose how to punish Faye. Order Faye to your office after school, and give her a public punishment. She will then do her public punishment in her underwear, picking up litter at the beach. You will get Discipline +3.

Note: to repeat this event, you can also choose to ask Faye a question during the Friday pop quiz. See [REFG04](#) for details.

That evening, spy on the shower room. You will see Nina taking off her makeup, and then Faye talking to her. This event will unlock.

Note: You may also wish to complete the Nina Meets Faye weekend patrol event ([WEP09](#)), and talk to Faye in the dorm rooms on Tuesday evening. These are not required but they help to develop the story.

[SPY12] Athletes in the Shower

Complete Jasmine's Arrival ([OFF05](#)). To do this, you will need to start Chapter 2, complete the Future Female Sports Stars event ([STY04](#)) and Olivia's Arrival ([OFF02](#)).

If you have not already done so, complete the Busy Shower Room ([SPY02](#)). You will then see this event when spying on the shower room again.

[SPY13] Hot Night Spying 1

Start Chapter 2 of the game and increase horniness is 10+. If necessary, you will also need to make sure Olivia and Jasmine have joined the school by completing Jasmine's arrival ([OFF05](#)).

Note #1: for a list of all the events that can give you horniness, see [REF02](#).

The following weekday morning Sam will appear in your office waving a fan to cool herself. She will tell you that several students have reported that it's very uncomfortable in the dorms because of the hot weather. You say that the girls should wear as little clothing as possible after school hours.

Note #2: Sam will only talk to you if there are no other morning events (such as the school board, or Olivia or Jasmine arriving etc). If there are any other events, then Sam will speak to you the following day.

In the evening, spy on the dorms. You will tell yourself that it is really warm and you are already soaked in sweat. You will then need to view all the available rooms (Amy, Priti, Mary, Liz, Debbie and the shower room) before you can end the scene. This event will then unlock.

Note #3: there is a special spy event that happens near the start of Chapter 2, where you smell Marijuana and you ask Maria Consuelo to do a search. See [REFR06](#) for details. If you have not already seen this event, you will see this before you see the Hot Night spying event.

In addition, if you punish any of the girls that day, you may need to spy on them that night. In that case, you will see the normal spying options instead. If this happens, simply spy on the dorms the following evening.

[SPY14] Hot Night Spying 2

Complete Hot Night Spying 1 ([SPY13](#)) and increase horniness to 15+.

Note #1: for a list of all the events that can give you horniness, see [REF02](#).

The following weekday morning Sam will tell you that it feels like it's going to be another scorcher today. You tell Sam to put out a school bulletin warning about heatstroke and telling the girls to prioritize their health over their modesty.

Note #2: Sam will only talk to you if there are no other morning events (such as the school board, or Arabella arriving at the school etc). If there are any other events, then Sam will speak to you the following day.

In the evening, spy on the dorms. You will tell yourself that it is going to be another particularly warm night and that you should check the dorm rooms to make sure the girls aren't suffering from heatstroke.

You will need to view all the available rooms (Amy, Priti, Mary, Liz, Debbie and the shower room) before you can end the scene. This event will then unlock.

Note #3: if you punish any of the girls that day, you may need to spy on them that night. In that case, you will see the normal spying options instead. If this happens, simply spy on the dorms the following evening.

[SPY15] Hot Night Spying 3

Complete Hot Night Spying 2 ([SPY14](#)) and Maxine's Fundraiser Week ([STX07](#)). You will also need to increase horniness to 15+.

Note #1: for a list of all the events that can give you horniness, see [REF02](#).

The following weekday morning Sam will tell you that the weather forecast says today is going to be the hottest day of the year. You tell Sam to tell the girls not to wear any clothing tonight unless they have to.

Note #2: Sam will only talk to you if there are no other morning events (such as the school board, or Sam talking to you about the fundraiser week). If there are any other events, then Sam will speak to you the following day instead..

In the evening, spy on the dorms. You tell yourself that it is another scorcher and your glasses are fogging up. You will need to view all the available rooms (Amy, Priti, Mary, Liz, Debbie and the shower room) before you can end the scene. This event will then unlock.

Note #3: if you punish any of the girls that day, you may need to spy on them that night. In that case, you will see the normal spying options instead. If this happens, simply spy on the dorms the following evening.



Paperwork [PAP]

[PAP00b] Paperwork Options

Note: This is not an actual event in the replay menu, but is provided for general information.

When doing paperwork, you will have the option to grade some homework, which will give +1 grades, or manage the school's budget, which will give you \$100. You can also decide to watch some porn instead. In addition, you will sometimes be visited by pupils. See below for details.

Please note that if you have not completed any of the Chapter 1 paperwork events, you may need to complete them first. (See Part 1 of this guide for details.)

[PAP04] Alice Needs Tutoring

Complete the Student President paperwork event ([PAP01](#)) and the New Chapter event ([OTH16](#)). Teach classes until you get a scene where you tell the class that you've seen a considerable improvement recently, but that Alice's work was not up to scratch. You tell her to see you in your office to get some tutoring.

The next time you do paperwork, Alice will visit you. You will try to teach her but she isn't paying attention, and she tries to convince you to write the essay for her.

She then asks if you like her. You can say yes, no or deflect the question. Regardless of which option you choose, you make it clear to Alice that you won't write her essay for her and Alice leaves.

[PAP05] Alice Offers a Deal

Complete Alice Needs Tutoring ([PAP04](#)). The next time you do paperwork, Alice will visit you again. She will tell you that she was hoping to come to an arrangement with her.

If you have Popularity 40+ and Horniness 8+, you can ask Alice to "speak plainly". She will tell you that at her old school she would do favors for the HM and in return he would help her with her grades. She offers to let you touch her breasts in exchange for an A. You will slap her breasts and pinch her nipples to teach her a lesson.

Note: If you do not have enough popularity or horniness Alice will leave instead, but she will revisit you each time you do paperwork until you complete this event.

[PAP06] The Great Underwear Shortage

This event is available from day 2 of Chapter 2. At the start of Day 2, you will see a scene where Maxine is waiting to speak with you. She wants to discuss an important issue about the girls' knickers. You tell her to visit you in your office.

Do paperwork, and decide to watch porn. You will be interrupted by Samantha telling you that the student president wants to see you. You can send her away or let her in.

Note: If you send her away, the event will not unlock. The next time you watch porn, you get the same option where Samantha interrupts you.

Maxine tells you that there is a serious shortage of white underwear on campus and requests that the school order more underwear. You can decide to humor her, or put her in her place.

If you decide to put her in her place, you will inspect her underwear. You can decide whether to continue masturbating during the inspection or not. You then decide whether to let her off with a warning or confiscate her underwear.

The table shows the outcomes of the various options you have:

Option	Outcome	Notes
Humor her	+2 popularity -2 discipline	
Give her a warning	+3 discipline	You get +3 discipline whether or not you are masturbating.
Confiscate her underwear (while masturbating)	+2 discipline -5 popularity	There is a funny scene if you choose this option.
Confiscate her underwear (not masturbating)	+2 discipline -2 popularity	

Regardless of which option you choose this quest action will then be completed.

[PAP07] Watching Porn

When doing paperwork in the office, choose "fuck it, just watch some porn". You can choose which category of porn you wish to watch. This event will then unlock.

Note: this event can be unlocked at the same time as the Great Underwear Shortage (PAP06). It can also be unlocked as the same time as some of the other paperwork events. For example, you could appoint Lucy as your maid (PAP03), and then decide to watch some porn.

At Home [HOM]

[HOM07] Lucy Needs a Shower

Complete Maxine's Demand ([PAP02](#)) and the Topless Maid Service ([HOM06](#)).

During the week, you will receive a letter from the headmistress of your last school, and a trophy from the Psychology Association.

Note #1: you can complete Maxine's Demand and the Topless Maid Service events, and receive the letter and trophy, during Chapter 1. However, you will not be able to complete the rest of this event until you have started Chapter 2.

Note #2: you usually receive the letter and trophy the first weekday after you have completed Maxine's Demand and the Topless Maid Service event. However, it may be delayed if there are other morning events or messages from Samantha.

Start Chapter 2 by completing the New Chapter event ([OTH16](#)).

The following Saturday, Lucy will offer to wear the maid dress but with the top open so you can still see her breasts. Tell her to wear the topless maid dress. You will pay her \$200.

You then discover that she broke your award statue from the psychology association. You need to decide if you want to assert your dominance over her (and punish her), or forgive her and show her kindness. This is a significant decision that will affect the future options you can choose with Lucy. (See [HOM08](#) for details how you choices will change depending on this decision.)

If you forgive her, Lucy will offer to let you watch her in the shower and then you will lick her pussy. She then offers to go naked when cleaning next week and will kiss you.

If you assert your dominance, you will punish her by using the three aspects of your disciplinary method: you will force her to shower in front of her, spank her and then lick her pussy. You then tell her that she will have to clean naked from now on.

You then explain why you punished her. You can say that you care about her, or that you care about the quality of her work. If you say you care about her, she will kiss you before she leaves.

[HOM08] Lucy's Extra Services

Complete Lucy Needs a Shower. The following Saturday, tell Lucy to go naked. This will cost you \$250. Lucy will then clean your house.

Fun note: Lucy's attitude will change depending on whether you forgave her or punished her during the previous event. If you forgave her, she will tell you that it is quite exciting letting you see her naked, and she will be smiling when she strips. If you punished her, then she will try to cover herself once she is naked.

If you asserted your dominance during Lucy Needs a Shower ([HOM07](#)), then you get to decide if Lucy's work has been acceptable or not. If you say it was not acceptable, then you will spank her and finger her to orgasm. If you say it was acceptable then you will tell her that there are some extra services she can provide for a little extra cash.

Note: if you tell Lucy that her work was not up to standard then you will not unlock this event.

If you decided to forgive her during Lucy Needs a Shower ([HOM07](#)), then she will ask if there are any extra services she can provide.

The options available to you at the end of this event (and the extra services Lucy can provide) depend on your choices during the Lucy Needs a Shower event. In addition, the Dance option is only available if you hired Trixie as the dance teacher. (See [XTRA01](#) or [STA05](#) for details of hiring Trixie.)

The various options available are:

Choice	Available Options
Act dominant and punish her, but then say you care about her	<p>Can choose to punish her (by saying her work was not acceptable) or choose to receive extra services (by saying her work was acceptable).</p> <p>If you say her work was acceptable, then the extra services you can receive (and the cost) are:</p> <ul style="list-style-type: none"> Spank her (\$100) Dance (\$100) Kiss (free)

Choice	Available Options
Act dominant and punish her, say that you care about the quality of the work	<p>Can choose to punish her (by saying her work was not acceptable) or choose to receive extra services (by saying her work was acceptable).</p> <p>If you say her work was acceptable, then the extra services you can receive (and the cost) are: Spank her (\$100) Dance (\$100)</p> <p><i>Note: you will not be able to ask for a kiss.</i></p>
Forgive Lucy and act kind	<p>The extra services you can receive (and the cost) are: Spank her (\$100) Dance (\$100) Kiss (free)</p> <p><i>Note: you do not have the option of punishing her.</i></p>

[HOM09] Lucy Lends a Hand

Complete Lucy's Extra Services ([HOM08](#)). If you chose the dominant route during this event, you will need to have said that her work was acceptable. However, you do not actually need to have chosen any of the extra services offered by Lucy.

In addition, you will need to complete the Sex Ed from the Nurse event ([CLA12](#)). The following Saturday, tell Lucy to go naked again. This will cost you \$250. Lucy will then clean your house.

If you chose the dominant route during the previous event (Lucy's Extra Services, [HOM08](#)), you should say that her work was acceptable again. You then get to decide whether to end her probation. If you decide to end the probation, Lucy says she doesn't mind you being strict with her. You then have to decide again whether to end her probation or not.

If you end her probation, you will switch to a kind relationship. This is similar to forgiving Lucy her during Lucy's Extra services ([HOM08](#)). If you keep Lucy on probation, you will continue with a dominant relationship.

If you choose to forgive Lucy during Lucy's Extra Services ([HOM08](#)), then you will not be given this choice. You will automatically be placed on the kind relationship path.

In both the dominant and kind paths, Lucy then offers to take care of your erection. You realize that Lucy may have developed some feeling towards you.

You have to choose whether you pursue a romantic relationship with her, or whether you keep things dispassionate and pursue a more transactional relationship where you pay her for her sexual services.

The table below shows the options available to you:

Choice Made in Lucy Needs a Shower (previous event)	Choices Made during Lucy's Extra Services (this event)	
Assert Dominance	End Probation	Can choose either: <ul style="list-style-type: none"> • a kind, romantic relationship or • a kind, transactional relationship
Assert Dominance	Keep on Probation	Can choose either: <ul style="list-style-type: none"> • a dominant romantic relationship or • a dominant transactional relationship.
Show Kindness	-	Can choose either: <ul style="list-style-type: none"> • a kind, romantic relationship or • a kind, transactional relationship

Lucy will then give you a handjob. If you have chosen a transactional relationship, you will pay her an extra \$200 (in addition to the \$250 for cleaning your house naked). If you have chosen a romantic path, then you can choose to give her a gift of \$200 at the end, but you do not have to.

[HOM10] Lucy: Further Saturdays

Note: This is not an actual event in the replay menu, but is provided for general information.

After completing Lucy Lends a Hand (HOM09), you will also get to choose what she wears on the following Saturdays as well (and what extra services or events you do with her).

- If she wears her own clothes or school uniform, it will cost you \$30
- If she wears the maid outfit, she will charge \$50
- If she wears the apron she will charge \$150.
- If you ask her to wear the topless apron, it will cost \$200 (or \$250 if you want to watch her get changed again).
- If you want her to wear the topless maid's dress, it will cost \$200
- If you ask her to go naked, it will cost \$250.

You will only be able to choose Lucy's extra services (and/or say if her work was acceptable or not) if you told her to be naked.

The services available, and their price, will depend on which path Lucy is on.

- You will only be able to punish her if she is on a dominant path
- If she is on a romantic path, the handjob will be free. If she is on a transactional path, it will cost \$200.
- If you previously said you cared about the quality of her work (instead of caring about her) during Lucy's Extra Services ([HOM08](#)), and you then chose a dominant, transactional path, you will be unable to kiss her.

The table below sets out in more detail what options are available:

Lucy's Path	Available Options
Kind, romantic relationship	The services you can receive (and the cost) are: Spank her (\$100) Dance (\$100) Handjob (free) Kiss (free)
Kind, transactional relationship	The services you can receive (and the cost) are: Spank her (\$100) Dance (\$100) Handjob (\$200) Kiss (free)
Dominant, romantic relationship	Can choose to punish her (by saying her work was not acceptable) or choose to receive extra services (by saying her work was acceptable. If you punish her, you will spank her and then make her give you a handjob (for free). If you say her work was acceptable, the services you can receive (and the cost) are: Spank her (\$100) Dance (\$100) Handjob (free) Kiss (free)
Dominant, transactional relationship	Can choose to punish her (by saying her work was not acceptable) or choose to receive extra services (by saying her work was acceptable. If you punish her, you will spank her and then make her give you a handjob (for free).

Lucy's Path	Available Options
	<p>If you say her work was acceptable, the services you can receive (and the cost) are:</p> <ul style="list-style-type: none">Spank her (\$100)Dance (\$100)Handjob (\$200)Kiss (free) <p><i>Kiss only available if you said you cared about her during Lucy's Extra Services (HOM08).</i></p>



At the Office [OFF]

[OFF01] Miss Swallows Desperation

Complete A New Chapter (OTH16), which starts Chapter Two of the game. On the morning of the third Thursday in Chapter 2, Miss Swallows will visit you.

Miss Swallows will tell you that she has been implementing your methods, but a troublesome new student has arrived at their school. She will then ask if you have time to run through some of your punishment methods. You can agree or refuse. If you agree, you will spend the afternoon reviewing the video of How to Discipline a Young Woman event (CLA11) with Miss Swallows.

If you disagree, Miss Swallows says she understands and leaves. You can then choose to do another activity that afternoon.

Next Thursday morning, Miss Swallows will visit you again. She says she feels unsafe and that the girls at her school are plotting something. She asks if the troublemaker, Zoe, could be transferred to your school. She will then ask if you can spend some time giving her more training. You can agree or refuse.

If you agree, you will review the video again, but you will tell yourself that you get the feeling she was hoping for a little more from your training session.

If you disagree, Miss Swallows says she understands and leaves. You can then choose to do another activity that afternoon.

The following Thursday morning, Miss Swallows will visit again. She will tell you she was attacked by several of the girls, and she will then strip so that you can see her bruises.

You can then offer to take Zoe, refuse to take her, or offer to take her if Miss Swallows accepts a punishment. This event will unlock regardless of which option you choose. However, to get the full scene, you should make her accept a punishment.

Miss Swallows will only agree to be punished if you did both training sessions with Miss Swallows. If you only gave her one training session (or neither training session) then Miss Swallows will refuse to accept your punishment. During the punishment, you will give her a figging by inserting a piece of ginger in her anus and then fucking her.

Note: if you refuse to take the girl, or if Miss Swallows refuses to accept your punishment, you will then get a phone call from Mr Mykock telling you to take Zoe anyway.

[OFF02] Olivia's Arrival

Complete the Future Female Sports Stars event ([STY04](#)) and start Chapter 2 by completing the New Chapter event ([OTH16](#)). On the first Thursday after Chapter 2 starts, Samantha will speak to you in the morning, and tell you that two new students will be arriving soon.

Olivia will arrive the following Monday, and this event will unlock. You think that Olivia is trying to flirt with you. You can be strict and explain her situation, or you can be relaxed and flirt back. This will change your options during of Olivia's First Class ([CLA13](#)).

Note: if you start Chapter 2 and then complete the Future Female Sports Stars event, then Samantha will speak to you the day after the magazine arrives. If Samantha speaks to you on Thursday or Friday, then Olivia will arrive the following Monday.

[OFF03] The New Dinner Lady

Complete the First Date with Samantha ([OTH14](#)) and Meeting Lily ([OTH15](#)).

You will also need to build the cafeteria. You can do this once you have started Chapter 2 (i.e. the day you see the "A New Chapter" ([OTH16](#)) event. On the first Tuesday morning in Chapter 2, Mr Mykock will visit you, and tells you that small payments remain outstanding on certain projects, including the cafeteria and swimming pool (See [SPT13](#) for more details about Mr Mykock's conversation.)

Note: Mr Mykock's visit is not required but helps to develop the story. If you have the money, you can order the cafeteria before Mr Mykock speaks to you.

Once you have \$5,000, buy the "Cafeteria" from the Upgrade Facilities option on your computer. It will take a week before the cafeteria is ready.

Once you have started to build the cafeteria, Samantha will speak to you in the morning. She says she noticed that workmen started work in the cafeteria this morning and asks if you need her to put out a job advertisement. You say that you're still thinking through the options.

Note: Samantha will usually talk to you the morning after you start to build the cafeteria. However, this will not happen if she has anything else to talk to you about or there are other morning events happening (e.g. a Friday School Board meeting or the Meeting Lily event). In some cases, it can take a few days before Samantha will talk to you about the cafeteria.

The day after Samantha talks to you about the cafeteria, she will tell you that Patricia (the owner of the restaurant you took Samantha to) and Arabella (her daughter) want to see you.

Note: Patricia will not appear on Friday mornings (when you have the Board meeting). Patricia will appear on Monday morning instead.

Patricia asks you to enroll Arabella in the school. You agree, in return for Patricia managing the school cafeteria. You then tell Patricia that you need her to demonstrate that she knows how to give a good spanking. You then have to decide who Patricia should demonstrate on. You tell yourself that the obvious choice is for Patricia to spank her daughter, but Arabella already looks terrified. Alternatively, you can ask Samantha to volunteer.

Once you have made your decision, Patricia will spank either Samantha or Arabella. You will then tell Patricia that she has passed her interview, and Patricia agrees to manage the kitchen in exchange for Arabella being taken on as a student. Samantha and Patricia will then leave, and you have the opportunity to talk to Arabella and ask her some questions about herself.

Fun note: some of the dialogue will change depending on whether you stopped Patricia from spanking Arabella during the First Date with Samantha (OTH14), and whether you asked Patricia to spank Samantha or Arabella. For example, if you stopped Arabella from being spanked, she thanks you and tell you how grateful she was.

[OFF04] Samantha's Reaction

Complete The New Dinner Lady (OFF03). At the end of that day, you will automatically find Samantha sitting quietly in the staff room. The scene will play out very differently depending on how well the First Date with Samantha (OTH14) went, and whether you spanked Samantha or Arabella during the New Dinner Lady event (OFF03).

If you spanked Samantha: you will apologize to her. She will tell you that she is really embarrassed because she had her knickers pulled down and was spanked like a naughty little girl in front of her boss. You can choose to let her see your lower half naked, or ask her out for dinner again.

If you choose to let her see your lower half, you will drop your pants, and Samantha compliments you on your penis. You then compliment Samantha on her lovely bottom. She then asks you on a second date.

If you ask her out for dinner instead, she will refuse. If the first date went well, then you tell yourself that you can always ask her out again later, once she's had

time to get over her embarrassment. If the last date went badly, then you tell yourself that you have probably blown any chance you had with her.

If you spanked Arabella: Samantha will tell you that having Arabella stripped and spanked felt cruel, and that Arabella will be scared of something like that happening again. You will tell Samantha that she is absolutely right, and that you will do your best to make it up to Arabella. You then say you want to make it up to Samantha as well.

If the first date went well, then Samantha suggests that she cooks you dinner that Saturday. If the first date went badly, that Samantha will say that she'll pass. You will tell yourself that that spanking Arabella was probably the last straw, and you've probably blown any chance you had with her.

[OFF05] Jasmine's Arrival

Complete Olivia's Arrival ([OFF02](#)). The next weekday after Olivia arrives, this event will automatically happen. You will see Samantha helping her into her uniform. You will then speak to her in your office, where Jasmine will tell you that Samantha has the hots for you and asks if you have "tapped that sweet ass".

You need to decide if you will be strict, and tell her off for making lewd comments, or be friend and keep her on your side.

[OFF06] Watching Porn with Your Pet

Raise Rachel to punishment level 7 and assign her a role as your PET. (See RAC13 for details.)

In the afternoon, go to your office and click on Rachel's icon. Rachel will automatically strip naked. Choose to "watch porn together". You can then choose which video to watch first. After you've watch the video, Rachel will ask if you want to cum.

If you say no, you can click the back button (in the top right of the video) and choose a different video. If you say yes, Rachel will masturbate you to a climax and will then spend the rest of the afternoon asleep on your lap while you do some paper work.

[OFF07] Ada the Secret Voyeur

During the New Chapter event ([OTH16](#)), you will speak to Ada, who tells you she is unable to make any calls to her family or friends at home. You say that you will take a look at her phone for her.

In the evening, speak to Miss Chang in her classroom. She tells you that the school exists behind a complex firewall much like the one in China. You ask Chang to install some spyware on Ada's phone before you return it. A new icon is then available on your office computer.

If you click on the icon, you will be able to see Ada's phone contents. Initially, you will be able to see some selfies of Ada, her initial video diary (where she talks about her initial impressions of the school) and a live camera feed.

Fun Note: Once you have completed Priti's "Itsy-Bitsy-Teeny-Weeny" event (STP07), you will also be able to see the photos Ada took of Priti.

Game Note: If you give Ada a body search before returning her phone, you will be able to view another video diary where she talks about the search and implies that she was hiding something which you didn't find. However, if you return the phone before doing a body search on her, you will not see this video.

Speak to Ada in the classroom hallway on Monday afternoon. You will return her phone and tell her about the school firewall.

Note: if you have not spoken to Ada before, you will have an initial conversation with her, where she is still wearing her blue cardigan. You will ask her how she is settling in. You will then need to wait a week and speak to her the following Monday afternoon before you can return her phone and tell her about the firewall. (If you start a game in Chapter 2, you will already have had this initial conversation.)

Check your email (on your office computer). There will be an email from Mr Mycock. He will tell you that the school owners have cloned her social media page and are allowing her to post to the false social media website. He says that they have provided (fake) feedback to Ada about what she should photograph.

The following day, check your email again. There will be another email from Mr Mycock. He says that the school owners encouraged Ada to take photographs of the twins (Mary and Louise). However, Mr Mycock notes that Ada appears to be becoming a voyeur.

Click on Miss C's Spyware icon on your office computer. Under Ada Campbell's Phone | Video Diary, you can view her "The Twins" video. You then discover that her phone has some hidden folders, which you can now view.

View the photos, which are under Miss C's Spyware | Ada Campbell's Phone | Photos | Candid Photos of the Twins. This event will then unlock.

[OFF08] Staff Training 1: Stripping and Spanking

Complete the first class punishment event ([CLA19](#)). You will also need to:

- raise Amy to Level 5 and assign her a role as your spanking practice subject ([STY13](#)).
- raise Rachel to Level 7, pass the body search rule, and complete her "Sharing is Caring" threesome with Debbie ([STR21](#)).
- raise Debbie to Level 6 and agree to make her your apprentice ([STD05](#)).
- complete the "Wrong Way to Give a Punishment" with Miss Potts ([STA12](#)).

Once these events have all been completed, Miss Potts will speak to you in the morning. You will discuss the deliberately bad punishment you gave Miss Potts, and Miss Potts will say that she has reflected on her unfair punishment of Mary. You then tell her that you will begin your training sessions with her as soon as possible.

In the evening, when you are asked if you wish to summon a girl for punishment, choose the after school staff training option.

Note: You can only hold a staff training session if no other girls have been ordered to your office. For example, if you taught a class that day and ordered a girl to be punished after school, you will not be able to hold a staff training session

You will then teach your first staff training session with Miss Potts and Debbie. They will both practice giving a hand spanking to Amy. At the end of the session, Miss Potts tells you that something is bothering her. You agree to visit her at her apartment later.

At the end of this event you will unlock the "Debbie's Halloween" bonus game.

[OFF09] Staff Training 2: The Ruler

Complete Staff Training 1 ([OFF08](#)). Visit Miss Pott's apartment after Staff Training 1. Depending on your options, you will either complete "a relaxing evening" ([STA13](#)) or "spanked and fucked" ([STA14](#)) when you visit Miss Potts. It does not matter which one you complete.

In the evening, when you are asked if you wish to summon a girl for punishment, choose the after school staff training option.

Note: You can only hold a staff training session if no other girls have been ordered to your office.

You will then give Miss Potts and Debbie another training session. They will both practice spanking Amy with a ruler. At the end of the session, you tell Debbie that she needs to be able to make a lot of woman orgasm. You tell Debbie she

needs to practice cunnilingus on Amy. Amy says that her friend Tia will be there as well.

[OFF10] Staff Training 3: Body Search

Complete Staff Training 2 (OFF07) and Debbie Gets a Penis (STD07). In the evening, when you are asked if you wish to summon a girl for punishment, choose the after school staff training option.

Note: You can only hold a staff training session if no other girls have been ordered to your office.

You will then give Miss Potts and Debbie another training session. You demonstrate how to give to perform a proper body search on a girl.

Miss Potts and Debbie then practice doing a body search on Amy. Debbie is rude to Miss Potts, and you say you will punish Debbie the following day. You then have sex with Amy while Debbie watches.



Around the School [SCH]

[SCH01] Nina's Secret Possession

Start Chapter 2 of the game ([OTH16](#)). If you have not already done so, pass the Body Search rule ([REFR06](#)). You will need Influence 11 and Discipline 70. On Monday afternoon, speak to Nina in the classroom building and do a body search. Nina will say that she doesn't like to be touch, and you agree to do a strip search in the stationary cupboard.

During the search, you discover that she has her grandfather's lighter. She tells you that it has sentimental value, and asks if she can keep it.

If you agree to allow Nina to keep her precious heirloom, you get popularity +2 but discipline -1. If you take it away, you get popularity -1 but discipline +2.

If you search Nina again, then the scene changes depending on whether or not you allowed her to keep the lighter. If you allowed her to keep it, you reassure her that you're not going to take it now. If you confiscated it, she mentions that you already took her lighter and asks what else you want.

[SCH02] The Twins Body Search

Start Chapter 2 of the game ([OTH16](#)), and pass the Body Search rule ([REFR06](#)). Complete The Twin Swap Part 5 ([STW05](#)).

On Wednesday morning, speak to the twins in the sports center and choose to do a body search. This event will then unlock.

[SCH03] Liz's Body Search

Start Chapter 2 of the game ([OTH16](#)), and pass the Body Search rule ([REFR06](#)). On Friday afternoon, speak to Liz in the classroom building. Choose to do a Body Search. This event will then unlock.

Note: to see the full body search scene with Liz, you need to have made Rachel your trainee (see [QRAC105](#) or [RAC03](#)).

[SCH04] Lucy's Body Search

Start Chapter 2 of the game ([OTH16](#)), pass the Body Search rule ([REFR06](#)) and make Rachel your trainee (see [QRAC105](#) or [RAC03](#)).

On Friday afternoon, speak to Lucy in the classroom building. Choose to do a Body Search. This event will then unlock.

Note: the body search scene will refer to Lucy working for you as your maid, but you do not need to have employed Lucy as your maid to complete this event.

[SCH05] Emily's Body Search

Start Chapter 2 of the game ([OTH16](#)), and pass the Body Search rule ([REFR06](#)).

On Tuesday afternoon, speak to Emily in the classroom building. Choose to do a Body Search. This event will then unlock.

During this event, you will mention Emily's Lost skirt ([CLA03](#) and [CLA04](#)) but you do not have to complete that event before doing a body search of Emily.

[SCH06] Alice's Body Search

Start Chapter 2 of the game ([OTH16](#)), and pass the Body Search rule ([REFR06](#)).

On Wednesday afternoon, speak to Alice in the classroom building. Choose to do a Body Search. This event will then unlock.

Note: doing a body search on Alice is required to progress Rachel's student quest. See [STR19](#) or [QRAC201](#).

[SCH07] Priti's Body Search

Start Chapter 2 of the game ([OTH16](#)), and pass the Body Search rule ([REFR06](#)).

On Tuesday morning, speak to Priti in the classroom building. Choose to do a Body Search. This event will then unlock.

Fun note: if you encourage her to break the rules (or to do both) then you can see an expanded body search scene where she tries to break the rules by hiding a liqueur chocolate.

[SCH08] Donna's Hallway Spanking

Start Chapter 2 of the game ([OTH16](#)), and pass the Body Search rule ([REFR06](#)).

On Monday morning, speak to Donna in the classroom building. Donna is angry about how you treated her during the How to Discipline a Young Woman event ([CLA11](#)). You tell yourself that you need to teach her some humility. You tell yourself you should start by having her lift her skirt for you.

This event will unlock regardless of which option you choose. However, to see the full scene, choose to do a uniform inspection. Donna calls you a pervert.

You can choose to spank her or give her a warning. If you give her a warning, you will get -1 Discipline. If you spank her, you will not get any discipline change but you will see the full scene.

[SCH09] Ada's Body Search

Start Chapter 2 of the game ([OTH16](#)), and pass the Body Search rule ([REFR06](#)).

On Monday afternoon, speak to Ada in the classroom building and choose to do a body search.

Note: if you have not spoken to Ada before, then you will have an initial conversation with her, where you ask her how she is settling in. You will then need to wait a week and speak to her the following Monday afternoon before you can return her phone and tell her about the firewall.

After you have completed Maxine's fundraiser week and introduced the minimal uniform ([STX08](#)), then this event will change. When you speak to Ada, you will tell her that you are still angry at her. You say that she must convert her uniform to the punishment mode whenever she is asked to by a teacher. Ada then asks you not to humiliate her. You can choose to enforce her punishment, or you can let her off.

If you choose to enforce her discipline, you will force her to convert her uniform to the punishment mode and will take pictures of her. You will get +2 discipline. If you choose to let her off, the event will end.

[SCH13] Amy in the Girls' Locker Room

Complete the Amy Gets Anal event ([STY13](#)). This involves you starting Chapter 2 of the game, raising Amy to punishment level 5, and having anal sex with her.

If you have not already done so, once you have \$8,000, buy the "Swimming Pool" from the Upgrade Facilities option on your computer. It will take a week before the swimming pool is available. (See [SPT13](#) for more details about building the swimming pool.)

Speak to Amy in the Sports Center on Tuesday morning. You will see her wearing a swimsuit, and she will tell you she has been for an early morning swim. Warn her "don't be late for class". (If you wish, you can first ask "how are you". This step is not required but helps to develop Amy's storyline.)

Amy will tease you, saying that she feels like taking a long shower and hopes that no teachers find her in the changing room. She then goes into the changing room, but leaves the changing door open. Choose to follow her. You will then

have sex with Amy in the shower. You can choose whether to fuck her pussy or her ass.

[SCH14] A Duchess in the Kitchen

If you have not already done so, you will need to build the cafeteria. To do this, buy the "Cafeteria" from the Upgrade Facilities option on your computer. It will cost \$5,000. It will take a week before the cafeteria is ready.

You will also need to recruit Patricia Taylor, the Restaurant Manager, to run the cafeteria. To do this, you will need to complete the First Date with Samantha ([OTH14](#)), Meeting Lily ([OTH15](#)), The New Dinner Lady ([OFF03](#)), Lucy's Request ([PAP03](#)) and Maxine's Demand ([PAP02](#)).

Note: Make sure that you have completed the paperwork event "Maxine's demand". If you build the cafeteria and recruit the dinner lady, but have not completed Maxine's demand, then Patricia will not actually start.

Instead, when you visit the cafeteria you will get the message: "the cafeteria construction has been completed. I have a restaurant manager now so I just need to wait for her first day of work."

Once you have completed these, then in the morning Samantha will tell you that Patricia will be starting work at the new cafeteria, and her daughter Arabella will be starting school as well. Samantha also tells you she has created a rota of students to help Patricia in the cafeteria.

Note: Patricia will not start on a Friday morning. Instead, Samantha will speak to you the following Monday morning.

In the afternoon, go to the cafeteria. The first time you visit the cafeteria, you will see this event. Donna refuses to help in the kitchen, and she is then punished by Patricia while several girls and members of staff watch.

[SCH15] Lunch Duty: Debbie and Nina

Complete the "Duchess in the Kitchen" event ([SCH14](#)). During a weekday afternoon, go to the cafeteria. Choose to "sit and eat lunch". You will see Debbie and Nina on lunch duty, and Nina will serve you lunch.

Fun note: If you have done a body search on Nina, the dialog will change depending on whether you confiscated her lighter or allowed her to keep it. (See [SCH01](#) for details of the body search.)

[SCH16] Lunch Duty: Cass and Alice

Complete Lunch Duty: Debbie and Nina ([SCH15](#)). During a weekday afternoon, go to the cafeteria. Choose to "sit and eat lunch". You will see Cassandra and Alice on lunch duty, and Cassandra will serve you lunch.

Fun note: if you have raised Cassandra to punishment level 3 and given her a Basic Flirting Lesson then the dialog will change. You will suggest that women can meet rich husbands while performing service roles. (See [CAS02](#) for details of raising Cassandra to level 3.)

[SCH17] Lunch Duty: Lucy and Liz

Complete Lunch Duty: Cass and Alice ([SCH16](#)). During a weekday afternoon, go to the cafeteria. Choose to "sit and eat lunch". You will see Lucy and Liz on lunch duty, and Liz will serve you lunch.

Fun note: If you have completed the classroom event Liz Flashes Her Pussy ([CLA14](#)), then you will persuade Liz to flash you again while she is serving your lunch.

[SCH18] Lunch Duty: Maxine and Emily

Complete Lunch Duty: Lucy and Liz ([SCH17](#)). During a weekday afternoon, go to the cafeteria. Choose to "sit and eat lunch". You will see Maxine and Emily on lunch duty, and Emily will serve you lunch.

Fun note: If you have completed "Emily the Nudist" ([LAK03](#)), then you will tease Emily about how you are sure she wants to take all her clothes off because she is a nudist.

[SCH19] Lunch Duty: Amy and Priti

Complete Lunch Duty: Maxine and Emily ([SCH18](#)). During a weekday afternoon, go to the cafeteria. Choose to "sit and eat lunch". You will see Amy and Priti on lunch duty, and Priti will serve you lunch.

Fun note: once you have completed Priti's Achilles Heel ([STP03](#)), then your conversation with Priti will change and Priti will talk about her overbearing mother. The conversation will be different depending on whether you chose the desire path or the punishment path for Priti.

Once you have completed Priti's quest and seen the Baking in the Buff event ([STP15](#)), then the conversation will change again. Priti will talk about wanting to lick chocolate sauce off your penis.

[SCH20] Lunch Duty: Charlotte and April

Complete Lunch Duty: Amy and Priti ([SCH19](#)). If necessary, you will also need to make sure Olivia and Jasmine have joined the school by completing Jasmine's arrival ([OFF05](#)).

During a weekday afternoon, go to the cafeteria. Choose to "sit and eat lunch". You will see Charlotte and April on lunch duty. They will start arguing with each other, and Patricia the cafeteria manager will punish both of them. They will then serve lunch to you and some of the other staff members, and they will be forced to show their red bottoms to you.



Others [OTH]

[OTH02] Drama Night part 2

Start Chapter 2 by completing the New Chapter event ([OTH16](#)). The following Wednesday, Miss Potts will visit you in your office at the start of the day. She says that she wants to order some new costumes for the play. You suggest that she gets Emily to help her.

On Wednesday evening, go to the gym. You will see Emily give out the new costumes, and Miss Potts will ask if you want to stay and watch the rehearsal of the first act. You can agree or disagree, but the event will unlock regardless of what you choose.

Note #1: the story makes reference is made to the first Drama Night event ([OTH01](#)) and to Dungeons and Dragons Part 2 ([OTH06](#)) but you don't need to have completed these to complete this event.

Note #2: if you haven't unlocked Drama Night 1, that event will also automatically unlock as well.

[OTH16] A New Chapter

Complete the How to Discipline a Young Woman event ([CLA11](#)). The following Monday, Chapter 2 of the game will start and you will automatically get this scene. You will see the Headmaster wake up, listen to the radio as he completes his morning routine, and talk to some of the students. He then gets Debbie to help him to a mass underwear check.

Fun Note: The woman that you hear on the radio at the start of this event is Liz's mother.

The dialogue with Amy and Cassandra will change depending on what events you have completed. See [XTRA20](#) for more details.

Holiday Specials [HOL]

[HOL01] The Halloween Special

Start Chapter 2 by completing the New Chapter event ([OTH16](#)). The following Monday (a week after Chapter 2 started), you will get a special message saying you have unlocked the 2020 Halloween Special.

For details of how to play the Halloween special, see the Headmaster's Halloween walkthrough ([HS1](#))



[HOL02] The Christmas Special

Complete the "Leave No Girl's Behind" main quest by getting grades to 100. See [QM4.1](#) or [REFG05](#) for details of how to do this. The following Monday, you will get a special message saying that you have unlocked the 2020 Christmas Special.

For details of how to play the Christmas special, see the Headmaster's Christmas Eve walkthrough ([HS2](#)).

[HOL03] Debbie's Halloween

Complete the first Staff Training event, Stripping and Spanking ([OFF08](#)). At the end of the session, you will get a special message saying that you have unlocked the 2021 Halloween Special.

Extra Events Not in the Replay Menu [XTRA]

Note: These are not actual events in the replay menu, but you may need to do these before completing some of the other events.

[XTRA20] A New Chapter: Unlocking the Additional Dialogue

During the "A New Chapter" event ([OTH16](#)) the dialogue with Amy, Rachel and Cassandra will change depending on what events you have completed.

Amy

You can see an additional scene where you ask Amy if she's reconsidered your proposal to help with staff training. Amy says it's tempting but she would worry too much about what the other girls would say.

To get this scene, you need to have found Amy's pleasure source ([AMY07](#)) and then punished her after school. At the start of that punishment, you will tell Amy that you need a volunteer for some teachers and a few trusted students to practice their punishment techniques on. This will unlock Amy's additional scene during this event.

Note: you do not need to level Amy up during that punishment. You do not need to have completed the pain ([AMY05](#)) or humiliation ([AMY06](#)) parts of her quest.)

Cassandra:

You can see an extra scene where you tell Cassandra that she has a beautiful smile and looks positively radiant, and Cassandra tells you that she hates the school and she hates you, but she still remembers to smile when she says it. You tell yourself that you have a lot of work to do to transform Cassandra into an elegant hostess for the school and that her next lesson should be in the subtle art of flirting.

To get this scene, you need to have raised Cassandra to punishment level 2 ([CAS01](#)) and completed Cassandra's Shocking Realization ([STC01](#)).

Rachel:

If you have not unlocked the strip to underwear rule ([RAC07](#)) then, after you tell yourself you will need to bare her breasts to give her the extra humiliation she needs, you will then mention that you'll need to make the necessary changes at the school board first.

[XTRA21] Forcing Priti to Strip: Chapter 2

During Priti's student quest, you need to complete Priti's Achilles Heel ([STP03](#)) and choose to follow either her punishment or desires path. You then need to complete the Goddess of Beauty event ([STP04](#)) by taking photos of her after the school play.

However, if you forced Priti to strip during, then during the Priti's Achilles Heel event, you will tell yourself that you need Priti to trust you, but you badly broke that trust when you forced her to strip naked. This happens regardless of whether you choose the punishment or desires path for Priti. It means that you will not be able to immediately complete the "Goddess of Beauty" event. You will need to complete an additional action first.

The morning after you have completed Priti's Achilles Heel ([STP03](#)), you will see a scene with Priti where you tell Priti that you think she has repressed her normal desires. You decide to go ahead with the photoshoot you had previously been considering when Mr Wilson wanted naked pictures of her.

Once you have \$1200, buy the School Swimwear Samples from the Online Shopping | Electronics option on your office computer. It will arrive the following weekday.

You can then use your phone to summon Priti again and complete the photoshoot. During the photoshoot you agree to take further photos of Priti after the school play rehearsal. You can then complete the Goddess of Beauty event ([STP04](#)) and continue with Priti's student quest.

[XTRA22] Ada's Photos

In Chapter 2 of the game, you can see some of the photos that Ada has taken if you speak to her in the classroom hallway on Monday afternoon.

You will first need to get Ada to join the school ([XTRA09](#)). The first time you speak to her in the hallway, you should ask her if she has taken any good pictures lately. She will tell you that she would really like to photograph the twins, Mary and Louise.

Note: you can have this first conversation as soon as Ada joins the school. You do not have to wait for Chapter 2 before you talk to her.

Once you have started Chapter 2 of the game, you can ask her again if she has taken any good picture recently.

Note: you will start Chapter 2 when you complete the "How to Discipline a Young Woman" event ([CLA11](#)) and see the "A New Chapter" scene ([OTH16](#)).

Ada will then show you pictures of Priti, Debbie and Cassandra, and Amy and Alice. Debbie and Cassandra's picture is based on the weekend patrol event "Debbie and Cass Playing Music 2" ([WEP04](#)). Alice and Amy's picture is based on "Inappropriate Clothing 2" ([WEP02](#)).

If you have hired Trixie ([STA05](#) or [XTRA01](#)), then you will also see a picture of Lucy and Rachel in their dance class leotards, and several pictures of Trixie posing nude at her house. You then suggest to Ada that she should capture as many nude models as possible.



[End of Game Guide Part 2]

THE HEADMASTER

by Altos & Herdone

GAME GUIDE PART 3: GENERAL REFERENCE (Punishment Guide, Holiday Specials and Reference Tables)



**For version 0.15.3.1 Public
(Public Release)**

By:	Phil5k
Last modified:	2024-03-09

TABLE OF CONTENTS: GAME GUIDE PART 3

Note: Parts of this guide use small codes, like [QM1] to reference other parts of this document. Click [\[here\]](#) for more information.

Introduction to Game Guide Part 3

Introduction to Game Guide Part 3.....	364
--	-----

Student Punishment Guide

Punishment Guide: Contents.....	367
Debbie: The Prefect.....	369
Rachel: The Headmaster’s Pet.....	374
Amy: The Spanking Connoisseur.....	388
Priti: The Reluctant Rebel.....	394
Cassandra: The Hostess.....	402
Miss Potts.....	406

General Reference

General Reference Guide: Contents.....	408
Achieving Influence & Horniness.....	409
School Rules & Discipline [REFR].....	412
Grade Management [REFG].....	419
Earning Money [REFM].....	424
Student Interactions [REFS].....	427

Cheat Menu

The Cheat Menu.....	434
School Statistics.....	436
Change the School Rules.....	437
Change your choices.....	441
Change a Girl's Level.....	449
Change your Character’s Name.....	450
Get the Detailed Walk-Through.....	451
Easter Egg.....	452

Holiday Special Bonus Games

The Headmaster's Halloween [HS1].....	454
The Headmaster's Christmas Eve [HS2].....	456
Debbie's Halloween [HS3].....	458
Mykock's Manor [HS4].....	462

End Notes

Changes Since Previous Version.....	465
Find Out More.....	467
Acknowledgments.....	468



INTRODUCTION TO GAME GUIDE PART 3

Welcome

This game guide is designed to help you play *The Headmaster*, by Altos and Herdone. In this game, you will play the role of a new headmaster appointed to a private school. You will have to ensure the success of the school at the same time as investigating the mysterious death of the previous headmaster.

To do this, there are multiple tasks that you will need to complete. You will have to keep grades and discipline as high as possible, to prevent a bad ending. You will have to earn money in order to buy the equipment and other resources you require. And you will need to find ways to gain influence with the other teachers in order to win their support, and pass the new school rules you wish to implement.

Game Chapters & Game Guide Volumes

The game is currently split into two "chapters". Chapter 1 can be considered the "introduction", and Chapter 2 (which is still in development) is the "middle game". The intention is that once Chapter 2 is complete, then Chapter 3 will be added, which will be the "later game". It is likely that there will also be a Chapter 4, which will be the "end game".

Part 1 of the game guide covers Chapter 1 of the game, and Part 2 covers Chapter 2. Part 3 (this part) is slightly different. It provides some additional information, including a detailed punishment guide for the girls, details about the cheat menu, and several reference tables that give information about passing school rules, increasing grades and discipline, and more.

Please note that there are several events and objectives that you can complete in either Chapter 1 or 2. Do not worry if you do not complete all the Chapter 1 actions in this guide before you start Chapter 2 – you will be able to complete them later.

Game Guide Contents

This guide contains several different sections, which are designed to help you with individual parts of the game.

- The **punishment guide** shows you how to punish the girls, and how to raise their punishment levels.

- The **cheat menu** section provides information about how to access the built-in cheat menu, and all the various options that you can change.
- The **reference section** includes some other miscellaneous information and tables, including details of all the influence points, the various school rules you can pass and details about how to manage (and increase) grades, discipline, and money.
- The **holiday special** guide includes information about how to unlock and complete the holiday special mini-games that are included as unlockable bonuses within the game..

Quick Codes

Several parts of this guide use short codes e.g. [QM1] to refer to other parts of this document. You can see these codes beside the heading of each section. You can do a search on this code (include the square brackets) to jump directly to that section of the guide.

Originally, this document was a plain text file, and these short codes were essential to help people navigate the document. Most of them have now been hyperlinked so you can just click on them to jump to the relevant section of the document instead.

Please note that some codes will refer to sections in a different volume of this guide. If you are using the complete version of the guide (which includes all 3 volumes) then this will not affect you. However, if you are using separate volumes, then some of the links will no longer work and you will have to do a manual search.

Important Note

This game is still in development. This means that things are likely to change. There are also likely to be bugs. While every effort is made to keep this guide up to date, sometimes changes or bugs slip through.

So if you find things which are wrong, or don't seem to be working, please post a message the Discord channel and I'll check it out.

Good luck, and enjoy your time as the new Headmaster!

STUDENT PUNISHMENT GUIDE



Punishment Guide: Contents.....	367
Debbie: The Prefect.....	369
Rachel: The Headmaster's Pet.....	374
Amy: The Spanking Connoisseur.....	388
Priti: The Reluctant Rebel.....	394
Cassandra: The Hostess.....	402
Miss Potts.....	406

Punishment Guide: Contents

Debbie: The Prefect

[DEB01] Debbie: Raising to Level 2.....	369
[DEB02] Unlocking the Remove Skirts Rule.....	369
[DEB03] Debbie: Raising to Level 3.....	369
[DEB04] Debbie: Raising to Level 4.....	370
[DEB05] Unlocking the Very Strict Uniform Policy.....	371
[DEB06] Debbie Level 4 Alternative Punishment Paths.....	371
[DEB07] Debbie: Raising to Level 5.....	371
[DEB08] Assigning Debbie a Role.....	372
[DEB09] Debbie: Raising to Level 6.....	372

Rachel: The Headmaster's Pet

[RAC01] Unlocking the Aloe Vera Cream.....	374
[RAC02] Rachel: Raising to Level 2.....	374
[RAC03] Rachel: Raising to Level 3.....	375
[RAC04] Rachel's Body Envy Events.....	375
[RAC05] Rachel: Revealing Her Weakness.....	376
[RAC06] Rachel: Raising to Level 4.....	377
[RAC07] Rachel: Unlocking the Strip to Underwear Option.....	377
[RAC08] Rachel: Raising to Level 5.....	378
[RAC09] Rachel: Raising to Level 6.....	379
[RAC10] Rachel's Homework Events.....	379
[RAC11] Rachel's Difficult Morning.....	380
[RAC12] Rachel: Raising to Level 7.....	380
[RAC13] Assigning Rachel a Role.....	381
[RAC14] Rachel: Dildo Practice.....	381
[RAC15] Rachel: Raising to Level 8.....	382
[RAC16] Rachel: Threesome with Debbie.....	383
[RAC17] Rachel: Shower with Sally.....	384
[RAC18] Rachel: Raising to Level 9.....	385
[RAC19] Rachel: Raising to Level 10.....	386

Amy: The Spanking Connoisseur

[AMY01] Amy: Revealing Her Weakness.....	388
[AMY02] Amy: Raising to Level 2.....	388
[AMY03] Amy: Amy's 4 Quests.....	389
[AMY04] Amy's Classroom Punishment.....	389
[AMY05] Finding Amy's Pain Source.....	389
[AMY06] Finding Amy's Humiliation Source.....	390
[AMY07] Finding Amy's Pleasure Source.....	390
[AMY08] Amy: Raising to Level 3.....	390

[AMY09] Unlocking the Chastity Panties.....	391
[AMY10] Amy: Raising to Level 4.....	391
[AMY11] Amy's Chastity Week.....	392
[AMY12] Amy: Raising to Level 5.....	392
[AMY13] Assigning Amy a Role.....	393

Priti: The Reluctant Rebel

Punishment and Non-Punishment Paths.....	394
[PRI01] Starting Priti's Quest.....	394
[PRI02] Priti: Raising to Level 2.....	395
[PRI03] Priti: Test 1.....	396
[PRI04] Priti: Raising to Level 3.....	397
[PRI05] Priti: Test 2.....	398
[PRI06] Priti: Raising to Level 4.....	399
[PRI07] Priti: Test 3.....	399
[PRI08] Priti: Raising to Level 5.....	400
[PRI09] Priti: Test 4.....	401

Cassandra: The Hostess

[CAS01] Cassandra: Raising to Level 2.....	402
[CAS02] Cassandra: Raising to Level 3.....	402
[CAS03] Cassandra: Revealing Her Weakness.....	403
[CAS04] Cassandra: Unlocking Her Weakness.....	403
[CAS05] Cassandra: Raising to Level 4.....	404
[CAS06] Cassandra: Raising to Level 5.....	404

Miss Potts

[POT01] The Wrong Way to Give a Punishment.....	406
---	-----



Debbie: The Prefect

[DEB01] Debbie: Raising to Level 2

You punish Debbie for the first time on Day 1, the tutorial day. If you start a new game on Day 2, then Debbie is already at Level 2.

If you play Day 1, then the tutorial will tell you what to do. Remove her clothing, then position her with hands above her head and do a body search. You will find out Debbie's weakness: that she has repressed lesbian tendencies.

Position her bent over the desk and do a hand spanking and then a ruler spanking. Position her over Miss Newman's knee and do a hand spanking. You will try to confiscate Debbie's non-regulation underwear, but Ruth Thomas will stop you. Massage her buttocks. You will then get a message saying that you have raised Debbie to level 2.

[DEB02] Unlocking the Remove Skirts Rule

Teach classes or do patrols until you see Debbie bullying Lucy. (See events [PAT07](#), Lucy Gets a Wedgie or [CLA07](#), Debbie the Bully.) Choose to give her a private punishment.

You are told that you will not be able to level her up during this punishment but it is still worth giving a severe punishment to earn as much money as possible.

The next weekday morning you will see a scene with Sally and Izzy running. The option to buy the paddle and the cane will be unlocked. The option to propose the new Corporal Punishment rule to remove skirts will become available.

Note: If you have not spanked Debbie before you complete the "Order to the Chaos" quest (QM1) then on the first weekday after the "Second Dream" event (OTH03) you will see the scene with Sally and Izzy running anyway. The option to buy the paddle and cane will be unlocked and the remove skirts rule will become available.

[DEB03] Debbie: Raising to Level 3

Once you have Influence 4 and Discipline 25, pass the new Corporal Punishment rule to remove skirts at the Friday board meeting.

Once you have \$500, buy the paddle from Online Shopping | Sex Toys option on your office computer. The paddle will arrive the following weekday.

Teach classes or do patrols until you see Debbie bullying Lucy again and you can give her another private punishment. (See [PAT07](#), Lucy Gets a Wedgie or [CLA07](#), Debbie the Bully for details.)

At the start of this punishment, you should get a message saying you have everything you need to cause sufficient pain and humiliation.

Debbie will start this punishment at Level 2. Remove her clothing & skirt. Position her with hands above her head, and do a body search. Position her bent over the desk and do a hand (or ruler) spanking and a paddle spanking. Position her over Miss Newman's knee and massage her buttocks. This will unlock a new "massage inner thighs" action. Massage her inner thighs. You will then get a message saying that you have raised Debbie to level 3.

Sally will tell you she is impressed, and you will get +1 Influence point. Get Debbie to thank you. You are told to patrol the halls to see if Debbie is behaving.

[DEB04] Debbie: Raising to Level 4

Once you have \$1000, buy the Digital Camera from the Online Shopping | Electronics option on your office computer. The camera will arrive the following weekday.

Note: you might already have the camera if you have completed the "Priti's Pictures" event, see [STA17](#).

Once the camera arrives, carry out a patrol. You will see Debbie start to apologize to Lucy, until Cassandra arrives and Debbie bullies Lucy again. When Debbie arrives at your office after school, choose to give her another private punishment.

Note: this patrol event only happens once. If you do not complete it successfully (for example, if you do not have the camera, or you choose to give Debbie a public punishment instead), then see [DEB06](#) for details of alternative options.

Debbie will start this punishment at Level 3. Remove her clothing & skirt. Position her with hands above her head, do a body search and use the camera to take pictures. Position her bent over the desk and do a ruler spanking and a paddle spanking. Position her over Miss Newman's knee. Massage her inner thighs. This will unlock the "rub pussy" action. Rub her pussy. You will then get a message saying that you have raised Debbie to level 4.

Sally will say she's worried about touching a student's pussy. You will reassure her and you will get +1 Influence point.

[DEB05] Unlocking the Very Strict Uniform Policy

Raise Debbie to punishment level 4 ([DEB04](#)).

At the end of the punishment, tell her to "let me touch you". You will tell her that you are going to do a common trust exercise with her. Touch her hair and face, then touch her arms, then touch her legs, then touch her breasts. This will unlock the ability to propose the Very Strict Uniform Policy rule at the School Board, which allows you to confiscate clothing.

You can also try to touch Debbie's pussy but she will refuse.

The following morning, Miss Newman will ask you if you get turned on by watching her spank the girls. You will admit you do get aroused, and you will get +1 Influence point.

Once you have 6 Influence and 30 Discipline, you can pass the Very Strict Uniform Policy at the next Friday morning school board meeting.

Fun note: once you raise Debbie to Level 4, her class events and hallway interactions will change. See [XTRA06](#) and [XTRA07](#) for details.

[DEB06] Debbie Level 4 Alternative Punishment Paths

The scene where Debbie tries to apologies to Lucy (see [DEB04](#)) only happens once. If you do not complete it successfully (e.g. if you don't have the camera, or you choose to give Debbie a public punishment instead) then it will not repeat.

Instead, teach classes until you see Nurse Kate give the girls a talk about healthy eating. The nurse will bend over Charlotte's desk and Debbie will then grope the nurse's bottom. You will then punish Debbie after school. See [CLA08](#) (Debbie's Inner Turmoil) for more details.

Alternatively, if you have not completed the "Debbie Shows Maxine Who's Boss" event ([PAT09](#)), you can punish Debbie by completing that event.

[DEB07] Debbie: Raising to Level 5

Raise Debbie to Level 4 ([DEB04](#)) and pass the Very Strict Uniform Policy ([DEB05](#)).

Teach classes until you see Debbie being teased by Donna at the end of the class. Choose to give Debbie a private punishment.

Debbie will start this punishment at Level 4. Remove her clothing & skirt (her panties will also be removed). Position her bent over the desk and do a hand (or ruler) spanking and a paddle spanking.

Position her over Miss Newman's knee and rub her pussy. This will unlock the fingering option. Position her with hands above her head and get Miss Newman to finger her to orgasm. You will then get a message saying that you have raised Debbie to level 5.

[DEB08] Assigning Debbie a Role

Raise Debbie to punishment level 5 ([DEB06](#)). Make sure that Miss Newman fingered her to orgasm during the punishment. At the end of the punishment, you can choose to Assign Role to her. Debbie will give you a handjob and you will make her a prefect.

Note: It is possible to raise Debbie to Level 5 without having Miss Newman finger her to orgasm. However, you will not be able to assign her a role as a prefect unless you do.

Fun note: once Debbie is a prefect, you will sometimes get a class event where Debbie is doing an underwear inspection of some of the other girls. The hallway interaction with her will also change. See [XTRA06](#) and [XTRA07](#) for more information.

[DEB09] Debbie: Raising to Level 6

Once Debbie is a prefect, then you can summon her to your office for punishment in the evening. (You can only summon her if you have not ordered any other girls to report to you for punishment that day.)

In addition, if you have not already seen the scene with Debbie and Nurse Kate (see [DEB06](#)), then this event will happen once Debbie is a prefect. At the end of this event, Debbie will automatically be sent to your office for punishment.

Summon Debbie to your office for punishment (or wait for the event with Nurse Kate). Debbie will ask if she can keep being punished by Miss Newman and asks if it's enough that she keeps giving you handjobs.

Say "no it isn't", accept her offer when she offers you to suck your dick, and give her a private punishment.

Remove her clothing & skirt (her panties will also be removed). Position her bent over the desk and give her a ruler spanking and a paddle spanking. Position her over Miss Newman's knee, massage her buttocks, massage her inner thighs and rub her pussy. You will then get a message saying that you have raised Debbie to the next level (level 6).

At the end of the punishment, you can tell Debbie to give you a blowjob. This will unlock the Debbie Wants a Job scene ([STD05](#)).

Note: You can continue to summon Debbie to your office, but you will not (yet) be able to increase her to level 7.



Rachel: The Headmaster's Pet

[RAC01] Unlocking the Aloe Vera Cream

Teach classes until you see Rachel falling asleep, and give her a private punishment. During this first punishment you will not be able to increase her punishment level, but it is still worth giving a severe punishment to earn as much money as possible.

Note: the first time that you see Rachel falling asleep in class, you will automatically decide to give her a private punishment. Otherwise, you will need to choose to punish her after school and give her a private punishment.

That evening, spy on her room, and you will see Donna rubbing some cream on Rachel's bottom, and Maxine taking a picture as evidence. This event will unlock the ability to purchase the "aloe vera cream".

Note: you must spy of Rachel that evening. If you forget and try and spy on her the following evening instead, you will not see this scene.

The morning after you spank Rachel, you will see an event where she is sleeping in reception. This will unlock Rachel's Student Quest.

Note: during this event, you will have the option to order her to your office after school. However, because you will not have had an opportunity to have purchased the aloe vera cream, you will not be able to raise her to the next punishment level. (Unless you spied on Rachel on a Friday evening, in which case you could purchase the aloe vera over the weekend.)

Once you have \$50, buy the Aloe Vera Cream from the Online Shopping | Health option on your office computer. It will arrive the following weekday.

[RAC02] Rachel: Raising to Level 2

You will need to pass the Remove Skirts rule by punishing Debbie. See [DEB02](#) for details. You will need Influence 4 and Discipline 25 to pass the rule.

You will also need to have purchased the Aloe Vera cream ([RAC01](#)).

Teach classes until you see Rachel falling asleep in class again, and choose to give her a private punishment. At the start of the punishment, you will say to yourself that "I should have everything I need now".

Rachel will start this punishment at Level 1. Remove her clothing & skirt. Position her bent over the desk and do a hand spanking and ruler spanking.

Position her over Miss Newman's knee and apply the ointment, spank her and massage her buttocks. You will then get a message saying that you have raised her to the next level (level 2).

At the end of the punishment you will get the opportunity to give her a special homework assignment, where you tell her to masturbate herself.

In the evening, spy on her room in the evening and watch her try to do her "homework"(See [STR02](#)).

Note: you have to complete the "Rachel in the Shower" spy event ([SPY01](#)) before you can spy on Rachel doing her homework. However, you can complete the two events in the same night. You can spy on the shower and then spy on Rachel's room afterwards.

[RAC03] Rachel: Raising to Level 3

Raise Rachel to punishment level 2 ([RAC02](#)).

Raise Debbie to punishment level 3 ([DEB03](#)) in order to unlock the "massage inner thighs" option. (Debbie's Level 3 punishment will also involve you purchasing the paddle.)

Teach classes until you see Rachel falling asleep again, and give her a private punishment.

Rachel will start this punishment at Level 2. Remove her clothing and skirt. Position her with hands above her head, and do a body search. (If you have it, you can use the camera to take pictures instead of doing a body search).

Position her bent over the desk and do a hand (or ruler) spanking and a paddle spanking. Position her over the knee, apply the ointment, give her a hand spanking and massage her inner thigh. You will then get a message saying that you have raised her to the next level (level 3).

At the end of the punishment, assign Rachel a role. You assign her a role of personal trainee.

[RAC04] Rachel's Body Envy Events

The afternoon after you assign Rachel a role, there will be a scene where Rachel reports to you. You will receive a message saying that you have a new follower: Rachel, and that you can click on her icon to interact with her.

On Monday, Tuesday, Wednesday or Friday afternoon, go to the Sports Center. You will get a scene where Rachel says she doesn't like changing with other girls, and you agree she can change with you.

Go into the men's changing room and there will be a scene where Sally and Rachel get changed together ([STR03](#)).

Note: you have to click on the sports Center and then on the men's changing room. If you click on the quick access button on the main map menu, you will not complete this quest action.

You will need to complete two practice games. After you see Rachel and Sally getting changed together, you will automatically play a practice game. In addition, once you teach 5 sports lessons, you will play a match during the fifth lesson.

During the first practice game, you will need to play a "shirts and skins" game. You will need popularity 9+ to do this.

During the second practice game, you will need to make the teams switch things around so the other team takes of their tops. You will need discipline 15+ to do this.

Note #1: it does not matter if you say you prefer big boobs, small boobs or that you like them both equally. However, if you say that you liked big boobs, some of the dialog in this event will change.

Note #2: If you did not have enough popularity or discipline to get the girls to play "shirts and skins" or to swap things around, then you will need to play another 5 games and you will get another opportunity to do so.

See [Make Rachel Take her Shirt off \(QRAC109\)](#), [The First Match \(SPT03\)](#) and [The Second Match \(SPT04\)](#) for more details.

[RAC05] Rachel: Revealing Her Weakness

Complete the two practice matches ([RAC04](#)).

If you have not already done so, pass the Public Punishments "punishment outfit" rule at the Friday school board. You will need Discipline 25+ and Influence 4+ to do so.

Teach classes until you see Rachel falling asleep again. Order her to your office after school and give her a public (not private) punishment. Say that you like her boobs. You will discover her weakness: that she had body envy of other curvier women. You tell her you will teach her a special confidence building exercise.

Completing this event will unlock the ability to purchase the "cat ears".

[RAC06] Rachel: Raising to Level 4

Raise Debbie to punishment level 4 (see [DEB04](#)). Debbie's punishment will unlock the "rub pussy" option that you will need. It will also involve you purchasing the camera that you will need as well.

Raise Rachel to punishment level 3 ([RAC03](#)) and reveal her weakness ([RAC05](#)).

Once you have \$50, buy the Cat Ears from the Online Shopping | Clothing option on your office computer. It will arrive the following weekday.

Teach classes until you see Rachel falling asleep again, and give her a private punishment. You will tell yourself that you feel like you "know Rachel a lot better now".

Rachel will start this punishment at Level 3. Remove her clothing and skirt. Position her with hands above her head, do a body search and use the camera to take pictures. Position her bent over the desk and do a ruler spanking and a paddle spanking. Position her over the knee. Massage her inner thighs and rub her pussy. You will then get a message saying you have raised her to the next level (level 4).

Note: you can raise Rachel to level 4 without playing the sports matches or revealing Rachel's weakness ([RAC05](#)). However, you will not be able to complete the "Special Confidence Building Technique" pet play event after the punishment (see [RAC07](#), below).

[RAC07] Rachel: Unlocking the Strip to Underwear Option

Reveal Rachel's weakness ([RAC05](#)), buy the cat ears and then raise Rachel to punishment level 4 ([RAC06](#)). At the end of the punishment, carry out the Special Confidence Building Technique. She will act like a cat and you will pet her. You will also tell her to do her special masturbation homework that evening.

In the evening, spy on Rachel's room. You will see her trying to masturbate again.

The following morning, you will see Rachel sleeping in reception again. If you wish, you can decide to teach her a lesson.

Note #1: During the Sleeping in Reception event, you will have the option to order her to your office after school. If you let her go, you will get +1 popularity. Alternatively, you can get money or discipline points by giving

in her private or public punishment. However, you won't be able to raise her to the next punishment level until you have unlocked the "strip to underwear" rule.

Game note #2: if you pull her knickers down and open up her shirt, you are told that you can propose a new "strip to underwear" rule at the school board. However, you will not be able to successfully pass the rule until you have started Chapter 2 of the game. (You start Chapter 2 when you start the "Leave No Girl's Behind" main quest, QM4.) When you start Chapter 2, then you automatically unlock the ability to propose this rule anyway. Therefore, there is no need for you to unlock the event here.

[RAC08] Rachel: Raising to Level 5

Raise Rachel to level 4 ([RAC06](#)).

Complete the "A Man's Work Quest" ([QM3](#)) and pass the "corporal punishments may be carried out by any teacher regardless of gender" rule to allow you to spank the girls yourself. This requires 9 Influence and 40 Discipline. The following Monday morning, you will see the "A New Chapter" event ([OTH16](#)) and start Chapter 2 of the game. This will also unlock the strip to underwear rule.

Once you have Influence 10 and Discipline 55, pass the new Corporal Punishment rule "students may be ordered to strip down to their underwear" at the Friday board meeting.

Teach classes until you see Rachel falling asleep again, or ask Rachel a hard (or impossible) question during the Friday pop quiz. Choose to give her a private punishment. At the start of the punishment, you will tell yourself "OK Rachel, time for your training to really kick up a notch".

Rachel will start this punishment at Level 4. Order her to strip to her underwear. Because Rachel isn't wearing a bra, this will mean she is just wearing her panties. Sally will also strip to the waist in order to make Rachel jealous.

Position her with hands above her head and then pinch her nipples and lick her nipples. (It doesn't matter if you do this or Sally does it.)

Position her bent over the desk and give her a ruler spanking and a paddle spanking. Position her over the knee and massage her thighs (or rub her pussy). You will then get a message saying you have raised her to the next level (level 5).

At the end of the punishment you will have the option to tell her to do A Test of Confidence, where you tell her to shower with the other girls ([STR09](#)), but this is not required to progress.

[RAC09] Rachel: Raising to Level 6

Raise Rachel to punishment level 5 ([RAC08](#)).

On Thursday afternoon, teach a sports class. You will explain the Boner Rule ([STR10](#)) to her. Rachel will masturbate you and you will cum over her.

Teach classes until you see Rachel falling asleep again, or ask Rachel a hard (or impossible) question during the Friday pop quiz. Choose to give her a private punishment. You will tell yourself "now that Rachel is comfortable being naked when we are alone together I think it's time to help her have her first orgasm."

Rachel will start this punishment at Level 5. Order her to strip to her underwear. Position her with hands above her head and then pinch her nipples and lick her nipples.

Position her bent over the desk and give her a ruler spanking and a paddle spanking. Position her over the knee and give her a hand spanking and rub her pussy. You will then get a message saying you have raised her to the next level (Level 6).

Note: you can raise Rachel to Level 6 before you have completed the Boner Rule scene, but you will not be able to carry out the Special Homework Assistance (see [RAC10](#), below) until you have completed the Boner Rule scene.

[RAC10] Rachel's Homework Events

Complete the Boner Rule and Raise Rachel to punishment level 6 ([RAC09](#)).

At the end of the punishment choose Special Homework Assistance. She will masturbate on your desk and you will then agree to "help" her that evening in her dorm.

In the evening, spy on Rachel's room. You will climb into her room and help her achieve her first orgasm. She will then masturbate you. You will then fall asleep and not wake up until the morning when Faye knocks on Rachel's door.

Fun note: if you wake up on a weekday, Faye will remind Rachel that classes start soon. But if you wake up on a weekend, Faye will remind Rachel that they were planning to go down to the lake.

During the day, teach a class. You will note that Rachel looks "bright eyed and bushy tailed today". After the class some of the girls will discuss a new adult DLC for Rachel's game that adds adult content which enables the winning

character to have sex with the losing character. Rachel will tell you she intends to masturbate that evening to help her sleep.

In the evening, spy on Rachel's room. She will be playing her game. Choose to "distract her" and then "distract her again". She will lose the game and her computer character will be forced to have sex with the winner. Rachel will start to masturbate as she watches the scene.

[RAC11] Rachel's Difficult Morning

In the morning, after you have distracted Rachel when playing her computer game ([RAC10](#)), you will see Rachel sleeping in reception again.

You can choose whatever options you want. But to see the full scene, choose to "teach her a lesson" and then choose to "wait for someone else to find her". Sally, Izzy and Samantha will humiliate her, and Sally will then put a butt plug in her. (See [STR14](#) for full details.)

You will automatically arrange to punish Rachel after class that day.

Spend the morning teaching a class. (This step is not required but helps to develop the story.)

[RAC12] Rachel: Raising to Level 7

Complete Rachel's Difficult Morning ([RAC11](#)). In the afternoon, Rachel will come to you and spend the afternoon sleeping on your lap. At the end of the afternoon you will wake her up and tell her to put some clothes on for her punishment.

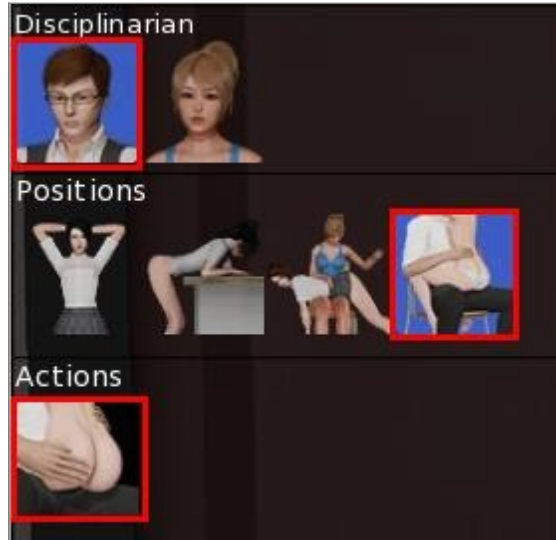
When you start the punishment, you will tell yourself that you need to come up with a new way to punish her. A new OTK position will be unlocked, which will allow you to have Rachel straddle your lap.

Rachel will start this punishment at Level 6. Order her to strip to her underwear. Position her with hands above her head and lick her nipples.

Position her bent over the desk and give her a hand spanking, a ruler spanking and a paddle spanking. Position her over the knee and massage her thighs (or rub her pussy).

Make sure the headmaster (not Miss Newman) is selected as the disciplinarian. Then use the new straddle position to spank her while she is facing you. You will then get a message saying you have raised her to the next level (Level 7).

This picture shows the straddle position selected (see options marked in red):



[RAC13] Assigning Rachel a Role

Raise Rachel to punishment level 7 ([RAC12](#)).

At the end of the punishment choose to give Rachel her Promotion. You will make her your Personal Executive Trainee (or P.E.T.). She will then strip naked and masturbate you by rubbing herself against you.

Fun note #1: After you have made Rachel your PET, her classroom events will change, and Rachel will sit at your desk during lessons. In the afternoons, you can get her to sit on your lap and masturbate you again, and you can watch porn with her. (See [STR17](#), [STR18](#) and [OFF06](#) for details.)

Fun note #2: After you have made Rachel your PET, if you ask her a hard question during the Friday pop quiz, she will get the answer right.

Fun note #3: Once you have made Rachel your PET, if you spy on her room in the evening you will see a new scene where Rachel is trying to do the splits to help stretch out her pussy.

[RAC14] Rachel: Dildo Practice

Once you have made Rachel your P.E.T. ([RAC13](#)), you will automatically speak to her the following weekday morning. She thanks you for allowing her to wear her cat ears whenever she wants. This unlocks the option to buy the assorted dildo collection and butt plug tail.

Once you have \$1800, buy the assorted dildo collection (\$1500) and the butt plug tail (\$300) from the Online Shopping | Sex Toys option on your office computer. They will arrive the following weekday morning.

You will need to complete four dildo practice sessions with Rachel. To carry out a practice session, go to your office during any weekday afternoon and click on Rachel's icon. Rachel will immediately strip naked. Select the "dildo practice" option.

- During the first session, select the small dildo. At the end, tell Rachel that "I'll finish myself off".
- During the second session, select the small dildo. At the end, ask Rachel for a handjob.
- During the third session, select the small dildo. At the end, ask Rachel for a blowjob.
- During the fourth session, select the medium dildo.

[RAC15] Rachel: Raising to Level 8

Complete Rachel's dildo practice ([RAC14](#)). In the evening, summon Rachel to your office for punishment.

Note #1: as soon as you complete Rachel's last dildo practice session, you may be asked if you would like to summon a girl to your office for punishment. If you choose Rachel, you can then complete this action immediately after you have finished the dildo practice.

Note #2: you are only given the option to summon a girl for punishment if no other girls have been ordered to your office. For example, if you taught a class that day and ordered a girl to be punished after school, you will not be able to summon another girl.

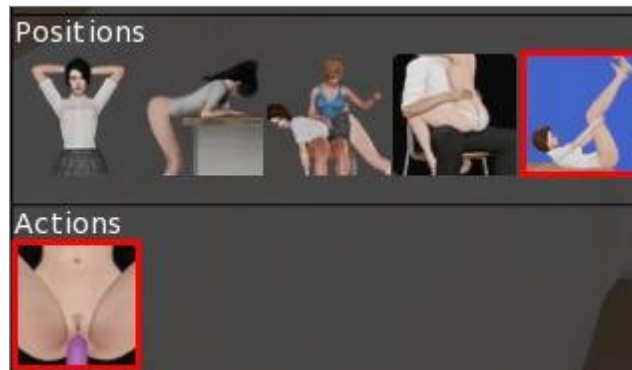
Rachel will start the punishment at Level 7. Order her to strip naked. Position her with hands above her head, do a body search and use the camera to take pictures.

Note: once Rachel has stripped naked, you will allow her to wear her cat ears. However, this helps her cope with her nudity and increases her resistance to humiliation. Her humiliation bar will then increase from 9 to 16.

Position her bent over the desk and give her a ruler (or paddle) spanking. Put her over the knee and massage her buttocks (or massage her inner thighs, or rub her pussy).

Make sure the headmaster (not Miss Newman) is selected as the disciplinarian. Have her straddle the headmaster's lap, and spank her while facing you. Put her in the diaper position and insert a dildo into her vagina.

This picture shows the dildo action selected (see options marked in red):



You will then get a message saying you have maxed out her pain, humiliation and pleasure and raised her to the next level (level 8).

At the end of the punishment you will cuddle with Rachel, and then you will choose how to use her sexually.

[RAC16] Rachel: Threesome with Debbie

Note #1: you can complete this event before raising Rachel to punishment level 8.

If you have not already done so, pass the Body Search rule at the Friday school board meeting (see [REFR06](#) for details). You will need Influence 11 and Discipline 70 to pass the rule.

On Wednesday afternoon, do a Body Search of Alice (See [SCH06](#) for details of doing Alice's body search). Rachel will try to stop you from feeling Alice's breasts. You take Rachel into the stationary cupboard and punish her.

Note #2: you can also do a Body Search of Lucy on Friday afternoon. This step is not required but it helps develop the story. See [SCH04](#) for details.

Note #3: you can complete the classroom scene where the girls are asking questions about Rachel's cat ears before you pass the body search rule and carry out the body search on Alice.

Choose to do a patrol. You will see Donna giving Rachel a hard time about her cat ears. Debbie will then stop Donna.

Note #4: Depending on your progress with other quests in the game, you may see other patrol events before you see this patrol event.

You tell yourself that you've been promising Debbie a reward and it's time she got one. You think you will share your pet with your prefect.

Use your office phone to summon Debbie and Rachel to your office. You will ask yourself if you want Debbie to play with your pet. Say yes. (If you say no, the scene will not happen.)

Rachel and Debbie will arrive. They will strip, have sex with each other, and then give you a joint blowjob.

[RAC17] Rachel: Shower with Sally

Earlier in Rachel's quest, you had to complete two practice games ([RAC04](#)). You will now need to complete another three practice games. These are: the third match ([SPT09](#)), the fourth match ([SPT10](#)) and the fifth match where Charlotte's team play bottomless ([SPT11](#)).

To get the practice matches, you will need to teach sports lessons in the afternoon. Every time you teach 5 sports lessons, you will play a match during the fifth lesson.

Note #1: these football events are available from the start of Chapter 2. You may have already completed some of these events before reaching this point in Rachel's quest.

During the "Charlotte's team play bottomless" event ([SPT11](#)), Rachel will end up naked (because she has to play bottomless and she isn't wearing a bra).

At the end of the match, Rachel will shower with you, and Sally joins you. Both Sally and Rachel offer to help you with your erection, and they start to argue. You eventually tell Rachel to make you orgasm, but that she has to ask Sally to help her. Sally and Rachel then rub their breasts against your cock until you cum.

Note #2: if you have already completed Charlotte's team play bottomless ([SPT11](#)) event, simply teach five more sports lessons, and you will play another practice match.

Normally, if you had already previously completed the Charlotte's team play bottomless event, and Charlotte's team won, then during the next sports match you would see April's team playing bottomless ([SPT12](#)). However, if you have raised Rachel to level 8 ([RAC15](#)) and completed the

threesome with Debbie (RAC16), then you will see a special scene instead.

April will tell you that two members of her team, Emily and Harriet, are having their period, so Charlotte has agreed her side will play bottomless instead. You tell yourself that this works out well, because you wanted Rachel to be naked today. April's team will win the game, but they agree they have to be naked next time.

[RAC18] Rachel: Raising to Level 9

Teach football matches until Charlotte's team play bottomless, and then Sally and Rachel argue in the shower before rubbing their breasts against your cock (RAC17). In the evening, summon Rachel to your office for punishment.

Note: as soon as you complete the shower with Rachel and Sally, you may be asked if you would like to summon a girl to your office for punishment. If you choose Rachel, you can then complete this action immediately after you have finished the dildo practice.

Rachel will start the punishment at Level 8. Order her to strip naked. Position her with hands above her head and use the camera to take pictures. Position her bent over the desk and give her a hand (or ruler) and paddle spanking.

Make sure the headmaster (not Miss Newman) is selected as the disciplinarian. Have her straddle the headmaster's lap, and spank her while facing you. Put her in the diaper position and insert a dildo into her vagina. Put her over the knee and then insert a dildo into her anus.

This picture shows the anal dildo action selected (see options marked in red):



You will then get a message saying you have maxed out her pain, humiliation and pleasure and raised her to the next level (level 9).

At the end of the punishment you will cuddle with Rachel, and then she will ask you if you want her to make you feel good (by making you cum). You can say yes and choose what type of sexual activity you want Rachel to do, or you can say "not today", in which case the scene will end.

[RAC19] Rachel: Raising to Level 10

Raise Rachel to punishment level 9 ([RAC18](#)).

If you have not already done so, buy the "Swimming Pool" from the Upgrade Facilities option on your computer. It will cost \$8,000 and you are told that it will take a few days to complete the swimming pool.

Note: It takes a week to build the swimming pool. E.g. if you order the pool sometime on Thursday, it will be ready by the following Thursday morning.

You will then see a scene with Sally the following weekday morning. Sally says schedule has been changed to that whenever you are teaching football, she will be teaching swimming. Sally then leaves before you can give her a copy of the poolside safety rules.

In the afternoon, teach a football class. Before your class, you will see Sally, and you ask her to read the poolside safety rules to the girls. After your class, you go to the swimming pool, and find that Sally disobeyed your orders and didn't read the safety rules.

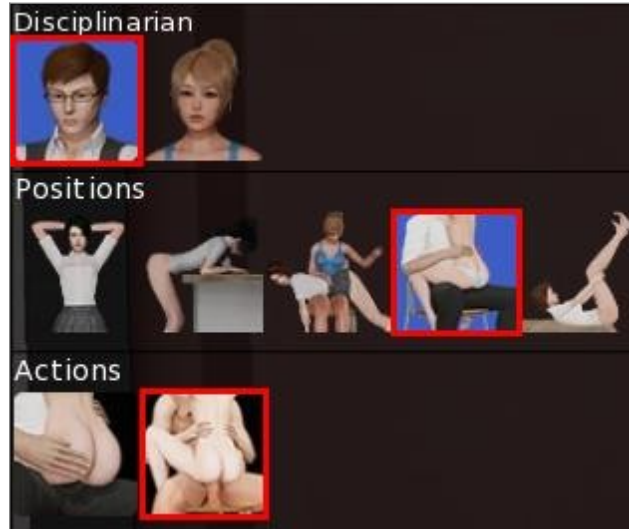
You punish Sally by giving her a spanking with the paddle and then giving her a hard anal fucking in front of Rachel.

The following day, teach another football class. After the class, Sally says that she will shower with you, but Rachel locks Sally in the sports supply cupboard. You then tell Rachel that you will punish her in your office. You will then automatically punish Rachel after school.

Rachel will start the punishment at Level 9. Order her to strip naked. Position her with hands above her head and use the camera to take pictures. Position her bent over the desk and give her a ruler and paddle spanking.

Put her over the knee and then insert a dildo into her anus. Put her in the diaper position and insert a dildo into her vagina. Make sure the headmaster (not Miss Newman) is selected as the disciplinarian. Have her straddle the headmaster's lap, and have sex with Rachel.

This picture shows the sex action selected (see options marked in red):



Note: before you have sex with Rachel for the first time, there is a scene where Rachel says she hates Miss Newman, and Sally says she has severe dyslexia. Rachel then apologizes to Sally. You have sex with Rachel, and then you have a threesome with Rachel and Sally.

You will then get a message saying you have maxed out her pain, humiliation and pleasure and raised her to the next level (level 10).



Amy: The Spanking Connoisseur

[AMY01] Amy: Revealing Her Weakness

Teach classes or do patrols until you can give Amy her first punishment ([PUN01](#)). You will automatically choose to punish her after school. You will not be able to level her up during this punishment but it is still worth giving a severe punishment to earn as much money as possible.

When you spank her during the punishment you will discover her weakness: she is a masochist who takes pleasure from being hurt but her tolerance for pain is much higher.

That evening, spy on Amy's room. (Note: Amy's room will initially be shown as an "unknown room".) You will see Maxine ask Amy to take a photo to gather evidence against the headmaster ([STY01](#)). This event will unlock Amy's Student Quest, "The Spanking Connoisseur" ([QAMY](#)).

[AMY02] Amy: Raising to Level 2

Give Amy her first punishment and spy on her room afterwards to see the "Amy and Maxine" scene ([AMY01](#)).

Give Debbie her first punishment at level 2 ([DEB02](#)). This will unlock the Remove Skirts rule. Once you have Influence 4 and Discipline 25, pass the new Corporal Punishment rule to remove skirts at the Friday board meeting.

Teach classes until you see Amy being late to class ([CLA05](#)). Choose to "punish her now" and give her a classroom spanking. She will become aroused and you will get +1 Horniness point.

Teach more classes or do patrols until you see Amy running in the halls ([PAT08](#)) or being late to class. Give her another private punishment.

Amy will start the punishment at level 1. Remove her clothing & skirt. At this point, Amy will give you a riding crop to punish her with.

Note #1: if you did not spy on Amy's room after her first punishment, she will not give you the riding crop, and you will not be able to raise her to Punishment Level 2.

Note 2: Amy's Student Quest will tell you that you should give her a punishment in class first. However, you can raise her to Punishment Level 2 before doing the class punishment.

Position her bent over the desk and do a hand spanking and ruler spanking. Position her over the knee and do a hand spanking. Put her in the diaper

position and use the riding crop on her inner thigh. You will get a message saying you have maxed out her pain, humiliation and pleasure and raised her to the next level (level 2).

Ask her about her sex life. She will admit to masturbating frequently and making out with multiple other students.

[AMY03] Amy: Amy's 4 Quests

Raise Amy to Level 2 ([AMY02](#)) and ask about her sex life.

In the evening, spy on Amy's room. You will see her spanking herself with her riding crop ([STY02](#)). You realize that she is receiving pain, humiliation and pleasure in her own time, and this is rendering her immune to your methods.

This will unlock 4 new quest actions, to find out her sources of pain, humiliation and pleasure and to punish her in class again. See [AMY04](#), [AMY05](#), [AMY06](#) and [AMY07](#).

Note: if you did not ask her about her sex life, you will not see her spanking herself.

[AMY04] Amy's Classroom Punishment

You will need to complete the Amy Gets Tickled event ([CLA10](#)) by giving Amy two punishments in class. To do this, teach classes until you see Amy being late to class. Choose to punish her now.

During the first punishment, she will become aroused and you will get +1 Horniness point. After you have passed the "remove skirts" Corporal Punishment rule, punish her in class again. The other girls will tie her up and tickle her.

Fun note: after the second classroom punishment, Amy's class event will change. Instead of being interrupted by Amy being late, you will find Amy has arrived early to class but has forgotten her tie.

[AMY05] Finding Amy's Pain Source

On Tuesday morning, go to the sports Center and talk to Amy. She will show you her abs. You realize that her exercise regime is the source of pain.

Note: this will also unlock the Amy and her abs event ([SCH11](#)).

If you have popularity 10+ then you can also find out about her source of humiliation ([AMY06](#)).

[AMY06] Finding Amy's Humiliation Source

Once you have popularity 10+, speak to Amy in the Sports Center on Tuesday morning. She will tell you she was expelled because she did a porn shoot.

Note: doing this event will also complete [AMY05](#) (finding Amy's pain source), if you have not already done so.

Once you have \$1000, use the Web Search option on your office computer to search for her porn. The next day, check your email and you'll be able to buy the magazine. It will arrive 5 working days (i.e. a full week) later. (This will complete the Future Female Sports Stars event, [STY04](#)).

After looking through the magazine, spy on Amy's in the evening and you will see her being upset about missing the Olympics. You will realize that her humiliation comes from being kicked off the Olympic squad.

[AMY07] Finding Amy's Pleasure Source

Raise Amy to Level 2 ([AMY02](#)) and punish her in class without a skirt ([AMY04](#)). Do a patrol during the week. You will see Amy making out with Tia in the stationary cupboard. (This will complete the Amy in the Stationary Cupboard event, [STY03](#))

You will also automatically choose to give Amy a punishment after school. If you have completed all of Amy's other quests ([AMY04](#), [AMY05](#) and [AMY06](#)) then you will be able to raise Amy to Level 3 during that punishment.

At the start of this punishment, you will tell Amy that you need a volunteer for teachers and a few trusted students to practice their punishment techniques on. (Note: You do not need to have completed the pain ([AMY05](#)) or humiliation ([AMY06](#)) parts of her quest to see this discussion.)

[AMY08] Amy: Raising to Level 3

If you have not already done so, buy the paddle from Online Shopping | Sex Toys option on your office computer. It will cost \$500. The paddle will arrive the following weekday.

Note: You unlocked the paddle at the same time as you unlocked the remove skirts rule. See [DEB02](#) and [AMY02](#).

Teach classes or do patrols until you get the opportunity to give Amy a Private punishment. (You will also automatically give Amy a private punishment at the end of Amy's Pleasure Quest, [AMY07](#)).

Amy will start the punishment at level 2. Remove her clothing & skirt. Position her bent over the desk and give her a ruler spanking and paddle spanking. Position her over the knee and do a hand spanking. Put her in the diaper position and use the riding crop on her inner thigh. You will get a message saying you have maxed out her pain, humiliation and pleasure and raised her to the next level (level 3).

At the end of the punishment, you will see her trying to touch herself, and you will tie her hands behind her back. Afterwards, choose to "help her out". You will finger and lick her to multiple orgasms ([STY05](#)).

Note#1: You can raise Amy to level 3 without completing her 4 quests (finding her pain, humiliation and pleasure sources, and punishing her in class) However, you will not be able to choose to "help her out" until you have completed her 4 quests (see [AMY03](#) to [AMY07](#)).

[AMY09] Unlocking the Chastity Panties

Raise Amy to Level 3 ([AMY08](#)) and complete the after-punishment event where you "help her out".

In the evening, spy on Amy's room again. You will see Amy teaching Tia how to give her multiple orgasms ([STY06](#)). This event will unlock the ability to purchase the Chastity Panties.

Once you have \$600, buy the Chastity Panties from the Online Shopping | Clothing option on your office computer. They will arrive the following weekday.

[AMY10] Amy: Raising to Level 4

Raise Amy to Level 3 ([AMY08](#)) and purchase the chastity panties ([AMY09](#)). You may also purchase the cane if you wish (this is optional but not required). The cane will cost \$500.

Complete the "A Man's Work Quest" ([QM3](#)) and pass the "corporal punishments may be carried out by any teacher regardless of gender" rule to allow you to spank the girls yourself.

Do a patrol. You will see Amy run into Faye. You will see the nurse treat Faye. You will automatically give Amy a private punishment that evening.

Fun note: if you have completed Faye the Faker ([OTH13](#)) before this event, you will see an extra scene when the nurse is treating Faye, and Faye pulls down her underwear and asks the nurse to take her temperature to prove she isn't faking her illness.

At the start of the punishment the option to use the cane will be unlocked.

Amy will start the punishment at Level 3. Remove her clothing & skirt. Amy will volunteer to remove her knickers as well. Position her bent over the desk and give her a hand spanking, ruler spanking and paddle spanking. Position her over the knee, do a hand spanking and massage her buttocks. You will get a message saying you have maxed out her pain, humiliation and pleasure and raised her to the next level (level 4).

Note: This is just one way of completing the punishment. You can carry out different options if you wish. If you have the cane, you can use that. (The cane becomes available at the same time as the paddle. It will cost \$500. See [DEB02](#) for details of unlocking the paddle.) You may also wish to finger Amy to orgasm.

At the end of the punishment, give her the chastity belt. You will tell Amy she is not allowed to orgasm for seven days. Debbie will put the chastity belt on Amy for you.

[AMY11] Amy's Chastity Week

Raise Amy to punishment level 4 and put the chastity belt on her ([AMY10](#)).

In the evening, you can spy on her in the shower. You will see Debbie helping her to take a shower. (This step is not required but helps the storyline.)

During the next week, Amy will come to your office and beg you to remove the chastity panties. She will beg, and then offer to show you her boobs, jerk you off, and suck your cock. You should refuse these offers. (See [STY10](#), [STY11](#), [STY12](#) for more details about these offers).

The next weekday morning, Amy will come to your office again and offer to fuck you. You will tell her to come back after school.

[AMY12] Amy: Raising to Level 5

Complete Amy's Chastity Week ([AMY11](#)). In the evening, you will remove the chastity panties and then give Amy a private punishment.

Amy will start the punishment at Level 4. Remove her clothing & skirt. She won't be wearing any underwear.

Position her bent over the desk and give her a hand spanking, ruler spanking, and paddle spanking. Put her in the diaper position and use the riding crop on her inner thigh. Position her over your knee, give her a hand spanking and

massage her buttocks. You will get a message saying you have maxed out her pain, humiliation and pleasure and raised her to the next level (level 5).

Note #1: This is just one way of completing the punishment. You can carry out different options if you wish. If you have the cane, you can use that.

Note #2: If you do not raise Amy to level 5, then you will have the option to summon her back to your office any evening where you are not punishing another girl. This will give you another opportunity to raise her to level 5.

[AMY13] Assigning Amy a Role

Raise Amy to punishment level 5 ([AMY12](#)). At the end of the punishment, assign Amy a role. You will show her your copy of the Future Female Sports Stars magazine and you will have anal sex with her ([STY13](#)). She will then agree to become a practice subject to help train other staff and Prefects in the art of discipline.

Fun Note: After you have completed this event, you will get a repeatable scene when you teach a class where Amy is on time for her lesson and wearing her tie. You will tell yourself "there really is nothing like a good anal fucking to make a student behave themselves".



Priti: The Reluctant Rebel

Punishment and Non-Punishment Paths

When completing Priti's student quest, you choose whether to punish her (the Punishment path), or to help her without punishing her (the Desires path). This punishment guide only covers what to do if you decide to follow the Punishment path and spank her.

If you decide to follow the Desires path, and help her without spanking her, see [QPRI](#), her student quest walkthrough.

[PRI01] Starting Priti's Quest

If you have not already done so, you will need to start Chapter 2 of the game. To do this, complete the "A Man's Work" quest ([QM3](#)) and pass the "corporal punishments may be carried out by any teacher regardless of gender" rule to allow you to spank the girls yourself. This requires 9 Influence and 40 Discipline. The following Monday morning, you will see the "A New Chapter" event ([OTH16](#)) and will start Chapter 2 of the game.

Teach classes until you get an event where you ask your class how long Tsar Nicholas II served as Emperor of Russia. Priti will correctly answer. You tell yourself that Priti is an excellent student, and she should really be at university already. However, you wonder if there is some other aspect of her behavior that needs improving. You decide to watch out for her when you patrol.

If you have not done so, you will also need to complete Drama Night Part 2 ([OTH02](#)). To do this, go to the gym on Wednesday evening. You will see Emily give out some new costumes, and Miss Potts will ask if you want to stay and watch the rehearsal of the first act. Agree to stay and watch. You will see the girls practicing their play, but Priti, who is playing the role of Aphrodite, will refuse to appear.

During the week, do a patrol. You will see Harriet and Priti talking. You hear Priti wanting something, but saying she doesn't have any money. Harriet tells Priti there are other ways to pay. Priti agrees, and Harriet says she will visit Priti in her room that night.

Game note: if you do this patrol during the first week in Chapter 2, you will see other patrol events first (e.g. Charlotte Caught Smoking – [PAT16](#)). This means you would have to do multiple patrols before you see Priti and Harriet talking. However, if you do this patrol in week 2 onwards, then the first patrol event you see should be Priti and Harriet.

In the evening, spy on Priti's room. (Note: if you have not already spied on her, then Priti's room will initially be shown as an "unknown room"). You will see that

Priti has done math homework for Harriet in exchange for a bar of chocolate. You tell yourself this is a terrible scandal and that you should summon Priti to your office. Grades will decrease by 5 points.

Note: there is a special spy event that happens near the start of Chapter 2, where you smell Marijuana and you ask Maria Consuelo to do a search. See [REFR06](#) for details. If you have not already seen this event, you may get it when you try to spy on Priti. If this happens, simply spy on Priti the following evening.

Complete Priti's Achilles Heel ([STP03](#)). To do this, use your office phone to call Priti to your office during the day. She will immediately confess to giving Harriet the answers to Mr Wilson's homework. She asks if you will punish her. You get tell her that you won't punish her, or that you are afraid you must punish her.

Note: if you say you must punish her, you will spank her at the end of this event. However, it does not affect the choices you make later in the scene about whether to punish her again in the future.

You talk to her and discover that Priti's weakness is her repressed desires. Priti has been repressed her whole life and subconsciously yearns to be free from the control of others. You decide that need to help Priti become more rebellious. You then have to choose how to do this:

- You can encourage her to act on her repressed desires, which doesn't involve you resorting to punishments.
- Or you can to act on her repressed desires as well as deliberately breaking the rules, which involves you punishing Priti.

In order to punish Priti, you must select the second option, which involves her deliberately breaking the rules.

[PRI02] Priti: Raising to Level 2

If you have not already done so, you will need to buy the Aloe Vera Cream first. To do this, you will need to punish Rachel and spy on her room afterwards. See [RAC01](#).

Teach classes until you see the Bed Girl Priti event ([CLA17](#)), where Priti throws a ball of paper at your head. Order her to your office after school. Priti will then automatically report to your office after the afternoon classes. Choose to give her a private punishment.

Note: You can also choose to ask Priti an impossible question during the Friday pop quiz. She will give a deliberately rude answer, and you can choose to punish her in your office.

Priti will start this punishment at Level 1. Remove her clothing and skirt. (If you have passed the strip to underwear rule, you can choose to do that instead.)

Position her bent over the desk and do a hand spanking and ruler spanking. Position her over the knee and apply the ointment, spank her and massage her buttocks. You will then get a message saying that you have raised her to the next level (level 2).

[PRI03] Priti: Test 1

Raise Priti to level 2. Complete the Goddess of Beauty event ([STP04](#)) where you take Priti's photos after the school play rehearsal.

If you have not already done so, you will need to build the cafeteria. To do this, buy the "Cafeteria" from the Upgrade Facilities option on your computer. It will cost \$5,000. It takes a week before the cafeteria is ready.

You will also need to recruit Patricia Taylor, the Restaurant Manager, to run the cafeteria. To do this, you will need to complete the First Date with Samantha ([OTH14](#)), Meeting Lily ([OTH15](#)), The New Dinner Lady ([OFF03](#)) and Maxine's Demand ([PAP02](#)).

Note: Make sure that you have completed the paperwork event "Maxine's demand" ([PAP02](#)). If you build the cafeteria and recruit the dinner lady, but have not completed Maxine's demand, then Patricia will not actually start.

Instead, when you visit the cafeteria you will get the (slightly confusing) message: "the cafeteria construction has been completed. I have a restaurant manager now so I just need to wait for the construction to be completed."

Once you have completed these, then in the morning Samantha will tell you that Patricia will be starting work at the new cafeteria, and her daughter Arabella will be starting school as well. Samantha also tells you she has created a rota of students to help Patricia in the cafeteria.

Note: Patricia will not start on a Friday morning. Instead, Samantha will speak to you the following Monday morning.

In the afternoon, go to the cafeteria. The first time you visit the cafeteria, you will see the Duchess in the Kitchen event ([SCH14](#)), where Patricia punishes Donna.

The following day, go to the cafeteria in the afternoon again. You will sit outside the cafeteria, and hear Harriet asking Priti why she was called to the Headmaster's office. Harriet also says that Priti is sexually repressed.

Note: if you had already built the cafeteria, you may have already seen the scene where Donna is punished. In this case, you will automatically see the scene with Harriet and Priti instead.

Afterwards, you will automatically speak to Patricia and ask her to bake a chocolate velvet cake. It will cost \$500. Patricia will deliver it to you the following morning.

Note #1: You can speak to Patricia and buy the chocolate cake before you have punished Priti (QPRI06) and/or done Priti's photoshoot after the play (QPRI09).

Note #2: Patricia will not deliver the cake on a Friday morning. Instead, she will deliver it on the following Monday morning.

Note #3: If you do not have \$500, then you say that you'll have to come back later, as you don't have the cash. Wait until you have \$500, and visit the cafeteria again.

Use your office phone to call Priti to your office. You will tell her it's time to test her ability to act on her desires. Choose "Test 1 – Your desire for chocolate". You leave Priti alone in your office with the cake, and tell her that failed the test, because she didn't rebel and eat the cake. Priti then licks the chocolate off your fingers, and you give her another slice of cake.

Note: You can take the photos of Priti after the school play rehearsal and buy the cake from Patricia before you punish Priti (PRI02). If you do this, then you don't need to use the office phone. Instead, you can automatically test Priti's progress at the end of her punishment where you raise her to Level 2.

[PRI04] Priti: Raising to Level 3

Raise Priti to Level 2 (PRI02), and complete her first test (PRI03).

If you have not already done so, you will need to pass the "strip to underwear" rule. To do this, pass the Corporal Punishment rule "students may be ordered to strip down to their underwear" at the Friday board meeting. You will need Influence 10 and Discipline 55.

Teach classes until you see a scene where Priti spansks you as you are collecting homework answers from the class. To progress this quest, order her to your office after school. Priti will then automatically report to your office after the afternoon classes. Choose to give her a private punishment.

Note #1: You can also choose to ask Priti an impossible question during the Friday pop quiz. She will give a deliberately rude answer, and you can choose to punish her in your office.

Priti will start the punishment at level 2. Tell her to strip to her underwear. Position her bent over the desk and give her a ruler spanking and paddle spanking. Position her over the knee, apply the ointment, massage her buttocks, massage her inner thighs, and give her a spanking. You will then get a message saying that you have raised her to the next level (level 3).

[PRI05] Priti: Test 2

Raise Priti to level 3. Buy the string bikini from the Online Shopping | Clothing option on your office computer. It will cost \$500, and will arrive the following weekday.

On Saturday afternoon, go to the Lake. You will give Priti the string bikini and she will spend the day at the beach, getting lots of attention from the rest of the girls and posing for pictures.

Use your office phone to call Priti to your office. You will tell her it's time to test her ability to act on her desires. Choose "Test 2 – Your desire to feel attractive". You tell her that you want her to alter her uniform in a way that complies with the exact wording of the rules but makes a mockery of the school's uniform policy. You then tell yourself that you should spy on her to see how she's getting on.

Note: You can take buy the bikini and get Priti to spend Saturday afternoon at the beach before you punish Priti (PRI03). If you do this, then you don't need to use the office phone to summon Priti. Instead, you can automatically test Priti's progress at the end of her punishment where you raise her to Level 3.

If you have not already done so, you will also need to complete Harriet's Punishment Announcement (STH03). This involves doing another patrol to find out about Harriet's activities (see STH01), doing a body search of Harriet (see STH02) and agreeing her punishment at the school board. You will then teach a class and see a punishment scene with Harriet. You strip Harriet to the waist and then announce her punishment as the new dormitory maid.

In the evening, spy on the dorms. If you have not already done so, you will need to spy on Liz's room first. You will see Harriet in her maid's costume, being given

chores by Liz and Emily. After you have seen the scene in Liz's room, spy on Priti's room. You will see Harriet hiding in Priti's room while Priti is studying the uniform policy.

Teach a class. Priti will attend class in a very skimpy uniform. You will talk to her in your office afterwards, and then masturbate her. You tell yourself that you will need to teach Priti how to masturbate herself. You also decide that she should have some sexy nightwear to wear, to get her in the right frame of mind.

The following morning, you will automatically see a scene where Priti, dressed in her skimpy uniform, talks to you. You suggest that she needs to appear fully naked in the school play.

[PRI06] Priti: Raising to Level 4

Raise Priti to Level 3 ([PRI04](#)), and complete her second test ([PRI05](#)).

Teach a class. Priti will arrive in her skimpy uniform again. She will remove her tie, and then call you a big dummy. Order her to your office after school. You will get +1 grades.

Note: if you choose to spank her in class instead, you will unlock the "Priti's disregard for the rules" event ([STP09](#)). You can then teach further classes, and this event will then randomly happen again. You can then choose to order her to your office after school and continue this quest.

Priti will then automatically report to your office after the afternoon classes. Choose to give her a private punishment.

Priti will start this punishment at Level 3. Order her to strip to her underwear. Because Priti isn't wearing a bra, this will mean she is just wearing her panties. Position her with hands above her head and then pinch her nipples and lick her nipples.

Position her bent over the desk and give her a hand spanking, ruler spanking and paddle spanking. Position her over the knee and rub her pussy. You will then get a message saying that you have raised her to the next level (level 4).

[PRI07] Priti: Test 3

Raise Priti to level 4 ([PRI06](#)). On Wednesday evening, go to the gym. You will see Priti appear naked on stage while playing the roles of Aphrodite and Pandora.

Buy the sexy night wear from the Online Shopping | Clothing option on your office computer. It will cost \$800, and will arrive the following weekday.

Use your office phone to call Priti to your office. You will tell her it's time to test her ability to act on her desires. Choose "Test 3 – Your desire for self love".

Note: if you have already seen Priti naked on stage and bought the sexy night wear before you punished Priti, then you don't need to use the office phone. Instead, you can automatically test Priti's progress at the end of her punishment.

Priti says she thinks that touching herself is shameful. You and Priti both remove your clothes and masturbate together. You then tell Priti that you want her to try masturbating again as soon as possible, and you give her the sexy night wear. You tell yourself that you should spy on Priti's room to see how she looks in her new nightclothes.

In the evening, spy on Priti's room. You will see Priti in her sexy lingerie. Harriet, in her maid's uniform, tries to hide in Priti's room. Priti gets Debbie and gives Harriet a spanking. Priti then masturbates herself.

[PRI08] Priti: Raising to Level 5

The day after Priti spans Harriet (PRI07), you will automatically see a large scene. It happens the next weekday at the start of the afternoon. You go to the cafeteria, and see Cassandra trying to tease Priti, who ends up starting a food fight.

Note: If you press "skip day" during the morning, you will not see this event. Either carry out an event (e.g. teach a class, do a patrol) or use "skip period" instead.

You then hose down the girls to clean them and force them to attend the afternoon classes naked. You get discipline +5 and grades +5. You then tell Priti to report to your office for additional punishment.

Priti will then automatically report to your office after the afternoon class where the food fight participants were naked. You can decide to tell her that she must be punished, or that you won't punish her.

If you decide not to punish Priti, then Priti then suggests that she'd like a punishment from you anyway. You can then choose to punish her, as it's what she wants, or you can refuse to punish her again.

Note: during this scene, it doesn't matter if Priti is on the punishment path or the desires path. You can choose to spank her even if she is on the desires path, and you can level her up without spanking her even if she is on the punishment path.

If you refuse to punish her, she will automatically be raised to Level 5. To spank her, you must agree to punish her.

Priti then asks if you would like her to be your girlfriend. You can say that you should just be friends, or that you'd like to be her boyfriend but only after graduation.

If you punish her, Priti will start this punishment at Level 4. She is already naked. Position her bent over the desk and give her a hand spanking, ruler spanking and paddle spanking. Position her over the knee, massage her inner thighs and rub her pussy. Position her with hands above her head and finger her. You will then get a message saying that you have raised her to the next level (level 5).

Note: if you have choose the punishment path, you can also choose to pinch her nipples and lick her nipples instead of massaging her inner thighs and rubbing her pussy.

[PRI09] Priti: Test 4

Raise Priti to level 5 (either by spanking her or by refusing to punish her).

Choose "Test 4 – Your desire towards the opposite sex". You ask Priti to tell you what she desires most. Priti tells you that she would like to do another photoshoot with you, and she would like some more cake. You agree to meet her at the cafeteria on Saturday afternoon so that Priti can bake a cake and you can do the photoshoot at the same time.

On Saturday afternoon, go to the cafeteria. Priti bakes a cake whilst stripping naked, and you take photos of her. You then have a sixty-nine with her.

You assign her a new role as student counselor. Priti agrees that you can summon her to your office for punishment anytime you want. You also say that you can meet Priti here on Saturday afternoons so she can practice her cake baking some more.

Cassandra: The Hostess

[CAS01] Cassandra: Raising to Level 2

Before you can raise Cassandra to Level 2, you will need to pass the Remove Skirts rule by punishing Debbie. See [DEB02](#) for details. You will need Influence 4 and Discipline 25 to pass the rule.

You will also need to buy the Aloe Vera Cream. To do this, you will need to punish Rachel and spy on her room afterwards. See [RAC01](#). The cream will cost \$50 and is available from the Online Shopping | Health option on your office computer.

Give Cassandra a private punishment. You can do this by teaching classes until she misbehaves, or you can complete "Faye's Embarrassing Situation" ([SCH10](#)) by going to the Sports Center on Wednesday afternoon and talking to Faye.

Remove her clothing & skirt. Position her bent over the desk and do both a hand spanking and ruler spanking. Position her over the knee, apply ointment, give her a hand spanking and massage her buttocks. You will then get a message saying that you have raised her to the next level (Level 2).

By spanking Cassandra and raising her to punishment level 2, you can unlock 2 spying events with Cassandra and Debbie. See Cassandra's Shocking Realization ([STC01](#)) for more details.

[CAS02] Cassandra: Raising to Level 3

Before you can raise Cassandra to Level 3, you will need to unlock the "massage inner thigh" punishment option. You do this by punishing Debbie and raising her to level 3. See [DEB03](#) for details.

Give Cassandra a private punishment. You can do this by teaching classes until she misbehaves, or you can complete the "Faye's Embarrassing Situation" event by going to the Sports Center on Wednesday afternoon and talking to Faye.

Note: if you have reached Chapter 2 of the game, you can also ask Cassandra a hard question during the Friday pop quiz.

Remove her clothing & skirt. Position her with hands above her head, and do a body search. Position her bent over the desk and do a hand (or ruler) spanking and a paddle spanking. Position her over the knee and apply the ointment, spank her and massage her thighs. You will then get a message saying that you have raised her to level 3.

At the end of the punishment, give Cassandra a Basic Flirting Lesson. This will unlock the "Debbie's New Posters" event ([STC02](#)).

Note: if you did not complete Cassandra's Shocking Realization by spying on Debbie's room after raising Cassandra to level 2 (see [STC01](#) or [CAS01](#)) then you may need to complete those events first. If Debbie is not in her room, spy on the showers and you will see the Rachel in the Shower event ([SPY01](#)). You can then spy on Debbie's room the following night.

[CAS03] Cassandra: Revealing Her Weakness

In the evening, spy on Debbie's room. You will see Cassandra practicing her flirting in the mirror, while Debbie is putting up posters of the Celebrity Love Archipelago stars. This will unlock 3 new quest actions, to observe her behavior in class, while patrolling the halls, and in the shower room.

These three actions can be done in any order:

- During the day, teach a class. After the lesson you will stay behind to do some marking. Some of the students also stay behind chatting. You will hear Cassandra make up a story about a hot date.
- Do a patrol during the week. You will see the twins showing off their football skills. Cassandra is annoyed that she is not the center of attention. She then tells everyone that Debbie has a crush on Miss Newman the sports teacher in order to get their attention again.
- In the evening, spy on the showers. You will see Cassandra picking on the "crying girl". (For background, see [PAT01](#) and [PAT02](#) for the crying girl events).

Once you have completed all three events, you will discover Cassandra's weakness: Hubristic Pride. Cassandra has enormous pride in herself, not for any real accomplishment but for her very existence. You tell yourself that to shatter Cassandra's pride you must reduce her social standing.

[CAS04] Cassandra: Unlocking Her Weakness

If you have not already done so, you will need to start Chapter 2 of the game. To do this, complete the "A Man's Work Quest" ([QM3](#)) and pass the "corporal punishments may be carried out by any teacher regardless of gender" rule to allow you to spank the girls yourself. This requires 9 Influence and 40 Discipline. The following Monday morning, you will see the "A New Chapter" event ([OTH16](#)) and will start Chapter 2 of the game.

On Tuesday, Wednesday, Thursday or Friday afternoon, go to the Sports Center. This event will then automatically play out. You will see Faye standing naked

outside the changing room after Cassandra pushed her out of the room. You get the girls to spank Cassandra with the paddle and then pleasure her until she has multiple orgasms. You will get +2 Horniness points.

Note: you have to click on the Sports Center on the main screen. If you click on the quick access button on the main map menu, you will not be able to complete this quest action.

Game Note: you cannot see Cassandra's paddling on a Monday afternoon. It only happens on Tuesday to Friday.

In the evening, spy on Cassandra's room. (Note: Cassandra's room will initially be shown as an "unknown room".) You will see Cassandra visited by the other girls, who all give her a big hug. You realize how you can use the photographs during punishment to give the extra humiliation Cassandra needs.

[CAS05] Cassandra: Raising to Level 4

Choose to teach a class. At the start of the lesson, you will tell the students that the photographs you take during punishments will now be posted in the corridor outside your classroom. Cassandra then calls you a pervert. You decide to punish her after class.

Cassandra will automatically come to your office at the end of the day. Remove her clothing & skirt. Position her with hands above her head, and do a body search and use the camera to take pictures. Position her bent over the desk and do a ruler spanking and a paddle spanking. Position her over the knee, massage her thighs and rub her pussy. You will then get a message saying that you have raised her to level 4.

At the end of the punishment, give Cassandra the advance flirting lesson. You discuss some flirting and manipulation techniques, and you tell Cassandra you want her to work for you. Cassandra then agrees to have dinner with you.

[CAS06] Cassandra: Raising to Level 5

After you have raised Cassandra to punishment level 4, spy on Debbie's room in the evening. You will see Debbie and Cassandra talking about your job offer. Cassandra asks Debbie how she was persuaded to become a prefect. Cassandra says she's impressed at how you convinced Debbie to accept the role.

If you have not already done so, pass the new Corporal Punishment rule "students may be ordered to strip down to their underwear" at the Friday board meeting. You will require Influence 10 and Discipline 55 to pass the rule.

Choose to teach a class. Before the class starts, Cassandra will approach you and try to blackmail you. You tell her she will be punished after school.

She will start the punishment at Level 4. Order her to strip to her underwear. Position her with hands above her head and use the camera to take pictures (or do a body search).

Note: you can do a body search instead of taking pictures. However, you get an extra small scene which helps to develop Cassandra's storyline if you take the pictures.

Position her bent over the desk and give her a hand spanking, a ruler spanking and a paddle spanking. Position her over the knee, massage her thighs (or rub her pussy). Put her in the diaper position and use the massage wand. You will then get a message saying that you have raised her to level 5.

Note: you do not need to use the massage wand. While over the knee, you can choose to rub her buttocks, massage her thighs, and massage her pussy instead, then just put in her in the diaper position.

At the end of the punishment, choose to arrange a Practice Date with her. You agree to have a dinner date with her, and you tell her that you will purchase a new dress for her to wear.

Note: In the current version of the game, you can only raise Cassandra to Level 5. However, once you have done so, you can have a date with her, watch her have a lesbian encounter with Debbie, and give you a blowjob in your office. See [STC09 \(The Practice Date\)](#), [STC10 \(Debbie's Disappointment\)](#), and [STC11 \(Blowjob Practice\)](#) for information.



Miss Potts

[POT01] The Wrong Way to Give a Punishment

Miss Potts has a single punishment scene, which is very different to the normal student punishment scenes.

To unlock the punishment, please see [STA12](#), The Wrong Way to Give a Punishment. This involves doing several training events with Miss Potts.

The goal of this punishment is to max out Claire's fear. However, if her fear score is greater than her submission score, then she will use her safe word and the scene will end. The event will unlock in the replay menu even if the scene ends early.

If Claire uses her safeword, you will automatically get the same scene the following day.

To successfully complete her punishment, you need to insult her, lightly slap her face, inspect her uniform, and tear off her skirt and knickers. Inspect her bra and then tear off the rest of her clothes. Grope her breasts, slap her breasts and take her picture.

After that, change position and force her over your desk. Spank her and do a cavity search. Change position and force her to her knees. Pull your dick out, do a dick slap, make her kiss it and force it in her mouth. Twist her hair or slap her, and force it down further.

Finally, lift her onto your desk, legs in the air, and force her legs apart. You can finger her first or simply penetrate her to complete the punishment.



GENERAL REFERENCE



General Reference Guide: Contents.....	408
Achieving Influence & Horniness.....	409
School Rules & Discipline [REFR].....	412
Grade Management [REFG].....	419
Earning Money [REFM].....	424
Student Interactions [REFS].....	427

General Reference Guide: Contents

Achieving Influence & Horniness

[REF01] Influence Points.....	409
[REF02] List of Horniness Points.....	411

School Rules & Discipline [REFR]

[REFR01] Earning Discipline Points.....	412
[REFR02] Bonus Discipline Points.....	413
[REFR03] The Potts Penalty.....	413
[REFR04] School Rule Changes.....	415
[REFR05] Unlocking the Topless Punishment Rule.....	417
[REFR06] Unlocking the Body Search Rule.....	418

Grade Management [REFG]

[REFG01] Nightly Grade Point Change.....	419
[REFG02] Harriet’s Cheating Scandal.....	419
[REFG03] Chapter 2 Evening Decline in Grades.....	420
[REFG04] Friday Pop Quiz.....	421
[REFG05] Achieving 100 Grades in Chapter 2.....	422

Earning Money [REFM]

[REFM01] Sources of Money.....	424
[REFM02] Payments for Spanking Students (Point Based).....	424
[REFM03] Payments for Spanking Priti.....	426
[REFM04] Payments for Spanking Students (Flat Fee).....	426

Student Interactions [REFS]

[REFS1] Classroom Hallway Interactions (Chapter 1).....	428
[REFS2] Classroom Hallway Interactions (Chapter 2).....	429
[REFS3] Sports Center Interactions (Chapter 1).....	430
[REFS4] Sports Center Interactions (Chapter 2).....	430
[REFS5] Dorm Room Interactions.....	431
[REFS6] The Lake Interactions.....	432

Achieving Influence & Horniness

[REF01] Influence Points

This provides a list of all the influence points in the game, and a reference to the sections of the walkthrough (WT), replay menu guide (RM) and punishment guide (PUN) that provides additional information about how to get the points.

Event	Points	Reference
Available from the start of the game		
Miss Potts standing up to Debbie	1	WT: QPOT102 RM: STA07
Miss Potts punishing Faye	1	WT: QPOT106 RM: STA09
Miss Potts: Showing her the wrong way to give a punishment	1	WT: QPOT110 RM: STA12
Giving Miss Chang her new equipment	1	WT: QCHA02 RM: STA01
Hiring Anna as the Lab Technician for Miss Chang	1	WT: QCHA07 RM: STA02
Mr Wilson: Getting Priti's password	1	WT: QWIL03 RM: STA16
Getting Mr Wilson a prostitute	2	WT: QWIL16 RM: STA19
or: Alternative Mr Wilson path: Getting Priti's pictures	2	WT: QWIL08 RM: XTRA03
or: Alternative option: Forcing Priti to strip	1	WT: QWIL05 RM: XTRA02
Miss Newman: Raising Debbie to Level 3	1	WT: QSAL03 PUN: DEB03
Reassuring Miss Newman about punishing Debbie	2	WT: QSAL04 PUN: DEB04 , DEB05
Total Available in Chapter 1:	11	

Event	Points	Reference
Available in Chapter 2		
Examining Harriet's naked body at the school board	2	WT: QHAR11 RM: STH04
Miss Newman: Completing the Headmaster's Pet Part 2	2	WT: QRAC216 RM: STR30
Miss Potts: A Relaxing Evening	1	WT: QPOT22 RM: STA13
Miss Potts: Spanked and Fucked	1	WT: QPOT22 RM: STA14
Miss Potts: The Twins Revenge	1	WT: QPOT25 RM: STA15
Total Available in Chapter 2:	7	
Total Influence Points Available:	18	



[REF02] List of Horniness Points

This provides a list of all the horniness points in the game, and a reference to the sections of the walkthrough (WT), replay menu guide (RM) and punishment guide (PUN) that provides additional information about how to get the points.

Event	Points	Reference
Available from the start of the game		
Amy's first classroom punishment	1	WT: QAMY01 PUN: AMY04 RM: CLA10
How to Discipline a Young Woman event	3	WT: QM3.5 RM: CLA11
Lucy gossips about your size	1	RM: PAT12
Applying sunscreen to Liz and Faye (first version)	1	RM: WEP08a
Watching Celebrity Love Archipelago	1	RM: OTV06
Watching raunchy movie	1	RM: OTV01
Liz's blue underwear	1	RM: SCH12
Total Available in Chapter 1:	9	
Available in Chapter 2		
Cassandra's Public Paddling	2	WT: QCAS07 RM: STC06
Class Punishment 1	2	RM: CLA19
Class Punishment 2	2	RM: CLA20
Sex Education class	1	RM: CLA12
Liz's classroom punishment	1	RM: CLA15
Applying sunscreen to Liz and Faye (second version)	1	RM: WEP08b
Emily gossips about your penis	1	RM: STE02
Learning CPR at the Pool	1	RM: SPT13
Locker Room Incident – Group punishment	2	RM: SPT16
Debbie's Big Orgasm	1	WT: QDEB24 RM: STD07
Maxine's Fundraiser Week	5	WT: QMAX13 RM: STX01
Total Available in Chapter 2:	19	
Total Horniness Points Available:	28	

School Rules & Discipline [REFR]

[REFR01] Earning Discipline Points

This shows the number of discipline points that can be earned from classroom and after school punishments. Certain rule changes will allow you to increase the number of points that can be earned. See [REFR04](#) for more details about the rule changes.

The table also includes a reference to the sections of the walkthrough (WT), replay menu guide (RM) and punishment guide (PUN) that provides additional information about how to get the points.

Type of Punishment	Notes	Discipline Points
Classroom Spanking	at start of game	2
Classroom Spanking: with remove skirts rule	see WT: QSAL02 or PUN: DEB02	3
Classroom Spanking: with strip to underwear rule	Unlocked by starting the "Leave No Girl's Behind" main quest. See WT: QM4 or RM: OTH16	4
Classroom enforced nudity punishment. (Topless Punishment)	See REFR05	1 (and +2 grades)
Public Punishment (after school)	at start of game	1
Public Punishment: with punishment outfit	see WT: QRAC110 , RM: STR04 or PUN: RAC05	2
Public Punishment (strip to underwear)	Unlocked by starting the "Leave No Girl's Behind" main quest. See WT: QM4 or RM: OTH16	3 (4- 5 points in some cases, see note below)
Private Punishment (after school)	will get money but no discipline points	0

Bonus Discipline Points: At the start of the game, when discipline is low, you will get bonus discipline points. These will increase the total number of points you can get. For example, instead of getting +2 for a classroom spanking, you can get a total of +3 or +4. See [REFR02](#) for details.

Public Punishment Strip to Underwear rule: In general, you will get +3 discipline points for this. But you will get +4 for Rachel (because she doesn't wear a bra) and +5 for Liz (who will be completely naked).

[REFR02] Bonus Discipline Points

When discipline is low, you will get extra discipline points. This is to reflect the fact that in the early game, the girls are not used to corporal punishment, and it will have a bigger impact on their behavior. This also has a practical purpose, as it helps avoid early-game grinding.

The number of bonus points awarded is based on your current discipline level.

Current Discipline Level	Bonus points
0 to 10 points	+2
10 to 20 points	+1
21+ points	0

For example, a classroom spanking (with skirts on) will normally give you +2 discipline.

- However, if your total discipline at the start of the punishment was 10, then you would actually get +4 discipline (the normal +2 plus a +2 bonus).
- If your total discipline at the start of the punishment was 20, then you would actually get +3 discipline (the normal +2 plus a +1 bonus).

This means that as your overall discipline rises, the number of discipline points you get for carrying out a punishment will fall. This reflects the fact that the students are getting used to your punishment methods. You will therefore need to pass new school rules to enact even more severe punishments in order to gain more discipline points.

[REFR03] The Potts Penalty

On weekday evenings, you will get a message about whether Miss Potts was able to control her class or not. If she was unable to control her class you will lose discipline points.

The messages you can get, and the related drop in discipline are:

Grade Change	Message
0	Miss Potts just about managed to control her class today
-1	Miss Potts could not control her class today. Discipline -1
-2	Miss Potts' class were so unruly today that the noise had a disruptive effect on the next door class. Discipline -2

The likelihood of which message you get (and the related drop in discipline) depend on Miss Potts' ability level. You can increase her ability level by training

her. This mainly consists of visiting Miss Potts at home in the evening. You can do this every evening except Wednesday. You also have to carry out three classroom visits, and give her a punishment in your office. See the staff quest "Teaching Miss Potts" (QPOT1) for more details

A summary of the training is shown in the table below. This table shows when Miss Potts's ability level is increased.

Type	Details	Ability Level
Evening Training (at apartment)	Initial conversation.	
Evening Training (at apartment)	"Need to display confidence" training.	Promoted to level 1
Evening Training (at apartment)	"Classroom dynamics" training.	Promoted to level 2
Evening Training (at apartment)	"Being consistent with expectations and consequences" training.	Promoted to level 3
Evening Training (at apartment)	Miss Potts confesses her compulsive shopping habit.	Promoted to level 4
Evening Training (at apartment)	Verbal telling off #1.	Promoted to level 5
Evening Training (at apartment)	Verbal telling off #2. You tell her you will visit her classroom.	Promoted to level 6
Classroom visit	You see her effectively tell off Debbie. You get +1 influence.	
Evening Training (at apartment)	You tell her she needs to experience a spanking. You tell her to dress as a school girl.	Promoted to level 7
Evening Training (at apartment)	You spank Miss Potts while she is dressed as a schoolgirl	
Evening Training (at apartment)	You expose Miss Potts as she holds up some books	Promoted to level 8
Classroom visit	You see her punish Faye. This scene requires you to have passed the Very Strict Uniform Policy which allows confiscation of clothing. You get +1 influence.	
Evening Training (at apartment)	Miss Potts gives you a blowjob.	
Classroom visit	You see Miss Potts give an unacceptable punishment to Mary	
Evening Training (at apartment)	You discuss her punishment of Mary, and arrange to punish Miss Potts	

Type	Details	Ability Level
Evening Training (Office)	You see the "Wrong Way to Give a Punishment" scene where you deliberately give Miss Potts a bad punishment. You get +1 influence.	Promoted to level 9

Miss Potts' ability level is not shown anywhere in the game, but it will reduce the average number of discipline points you will lose. In addition, you will lose less discipline points if you are playing in Easy Mode. The number of discipline points you receive is random, but based on the following probability:

Ability Level	Normal Mode	Easy Mode
Level 0 to Level 3	1 in 8 chance of losing -2 discipline. 6 in 8 chance of losing -1 discipline 1 in 8 chance of no change	1 in 2 chance of losing -1 discipline 1 in 2 chance of no change
Level 3 to Level 6	1 in 2 chance of losing -1 discipline 1 in 2 chance of no change	1 in 3 chance of losing -1 discipline 2 in 3 chance of no change
Level 7 to Level 9	1 in 3 chance of losing -1 discipline 2 in 3 chance of no change	Same

[REFR04] School Rule Changes

This lists all the possible school rule changes, their influence and discipline requirements, and how to unlock them.

Rule	Points	Requirements
Corporal Punishment Rules		
Remove Skirts	4 Influence 25 Discipline	This rule becomes available when you unlock Sally's Staff Quest. (See QSAL and DEB02 .)
Any Gender can Punish Students	9 Influence 40 Discipline	Unlocked by completing "A Man's Work" main quest (See QM3.5 or CLA11 .)
Strip to Underwear <i>(Remove shirts for punishment)</i>	10 Influence 55 Discipline	Unlocked by starting the "Leave No Girl's Behind" main quest (see QM4 or OTH16) or by punishing Rachel. (See QRAC113 and QRAC115 , or RAC07 .)

Rule	Points	Requirements
Public Punishment Rules		
Punishment Outfit	4 Influence 25 Discipline	Available from start of game
Strip to Underwear for Public Punishment	10 Influence 55 Discipline	Unlocked by starting the "Leave No Girl's Behind" main quest. See WT:QM4 or RM:OTH16
Remove all clothing above the waist if misbehaving in class (<i>allows Enforced nudity punishment, aka topless in class punishment</i>)	11 Influence 75 Discipline	Unlocked when teaching your first class in Chapter 2. (See REFR05 .)
Uniform Policy		
Strict Uniform Policy (<i>allows underwear inspections</i>)	4 Influence 18 Discipline	Available from start of game
Very Strict Uniform Policy (<i>allows confiscation of non-regulation clothing</i>)	6 Influence 30 Discipline	Unlocked by punishing Debbie. (See QSAL04 and DEB05)
Charity Exemptions (<i>starts Maxine's fundraiser</i>)	12 Influence 85 Discipline 14 Horniness	Need to progress multiple student quests and other events. See WT:QMAX13 .
Headmaster's Privileges		
Body Search	11 Influence 70 Discipline	Unlocked by spying on the dorms in Chapter 2. (See REFR06)
Access to the Girls' Locker Room	12 Influence 85 Discipline	Unlocked by completing the Locker Room Incident (SPT16)
Other		
Open the Lake	20 Discipline	Available from start of game (<i>If discipline is under 20 then grades will fall by -2 per day. See REFG01 for details.</i>)

[REFR05] Unlocking the Topless Punishment Rule

Start Chapter 2 by completing the New Chapter event ([OTH16](#)), and teach a class. During your first class, Cassandra will make some pointed comments comparing you to the autocratic monarchs and oppressive regimes you are teaching the class about.

You tell yourself that it would be useful to have a way to punish the girls in class quickly without the disruption of a lengthy spanking. You decide the best way would be to embarrass the girls by making them sit through class topless.

This will then allow you to propose a new "remove all clothing above the waist" rule at the school board.

Once you have Influence 11 and Discipline 75, pass the new Public Punishment rule "students misbehaving during class may be ordered to remove all clothing above the waist for the remainder of the lesson" at the Friday board meeting.



[REFR06] Unlocking the Body Search Rule

Start Chapter 2 of the game by completing the New Chapter event (OTH16). That Friday, at school board meeting, you will start the meeting by saying that you feel a change in the atmosphere, as if you have entered a whole new chapter for the school.

After you have had the first "new chapter" Board meeting, spy on the dorms. You will get a special scene where you smell Marijuana and you ask Maria Consuelo to do a search. Maria tells you that she can't find anyone smoking weed. You tell her that this is something you will need to discuss at the school board.

The following Friday, at the school board, there is a special scene where you discuss this. Ruth says that you must put a stop to this, and you say that for once you are in complete agreement with her. This unlocks a new Headmaster's Privilege rule that allows you to conduct body searches.

Note: at the start of Chapter 2, if you complete the Heels and a Handbag event (STW07) during the same week you smell Marijuana, then you will not be able to pass the body search rule that week.

Instead, you will see the "Twins Public Shaming" event, which includes a special school board meeting where Miss Potts will get the Board to pass a rule enabling you to strip the twins naked for their punishment.

You will then need to wait a week, and at the following school board meeting you will be able to propose the body search rule.

Once you have Influence 11 and Discipline 70, you can pass this rule.



Grade Management [REFG]

[REFG01] Nightly Grade Point Change

The number of discipline points you have will have an impact on the school grades. Every evening (except Saturday), you will receive a message about whether the girls did any studying or not, and the grades may go up or down as a result.

In Chapter 1 of the game, you can only achieve a maximum of 50 discipline points, so you will never have an evening increase in grades.

Discipline	Grade Change	Message
1 to 19	-1	School discipline is low. The girls did not study at all after lessons today and Grades are falling.
1 to 19 (if lake open)	-2	Some of the girls spent too much time at the lake after school and didn't do all their homework. Grades -2
20 to 60	0	School discipline is starting to improve. The girls studied a little today after lessons and Grades remain steady.
61 to 80	+1	School Discipline is much improved. Most of the girls studied after lessons and Grades are improving.
81 or more	+2	School Discipline is high. The girls studied hard after school and Grades are improving more rapidly.

[REFG02] Harriet's Cheating Scandal

At the start of Chapter 2, once grades have reached 51+, there will be a drop of -5 grades every Sunday evening. Initially, you do not know what caused this. The message you will see is:

Warning! An unknown influence is causing grades to decline dramatically! Find the cause urgently before all your hard work is undone! You need to pay close attention to what the girls are up to by patrolling the halls and spying on their rooms at night. Grades -5

Once you have seen Priti's Terrible Crime event by spying on Priti's room (see [QPRI04](#) or [STP02](#)), you will find out that the reason for the drop in grades is due to Harriet's cheating scandal. The message will change to:

Warning! Harriet's homework for chocolate cheating scheme is having a serious impact on grades! You need to deal with her as soon as possible before all your hard work is undone! Grades -5

If grades are less than 51 on Sunday evening, you will not get the drop in grades.

To stop this drop in grades, you will need to complete most of Harriet's student quest. This involves punishing her by making her the dormitory maid. See Harriet's student quest walkthrough ([QHAR01](#) to [QHAR07](#)) or [STH03](#).

[REFG03] Chapter 2 Evening Decline in Grades

During the Chapter 2 main quest, "Leave No Girl's Behind", once grades improve beyond a certain point, there will be a drop in grades every weekday evening. This represents the girls who are starting to fall behind in their studies.

The grade drop will be based on the current level of grades, but will be slightly random. The table below shows the various messages you can see, when you will see them (based on your current grade score) and the related grade drop.

For example, when you have 70 grades, you might get no drop, or a drop of 1 or 2 grades. When you have grades 91, you will get a drop of either 4 or 5 grades per day.

Please note that some of the messages appear the same, but have a different grade drop.

Current Grade	Grade Change	Message
1 to 55	0	Average grades are still fairly low and all the girls are able to keep up with each other academically.
56-70	0	Grades are starting to improve. Some of the girls are underperforming but they just about managed to keep up with their peers. Grades remain steady
56-70	-1	Grades are starting to improve. However, some of the girls are falling a little behind the others and it is dragging down the average. Grades -1
61-70	-2	Grades are starting to improve. However, some of the girls are falling a little behind the others and it is dragging down the average. Grades -2

Current Grade	Grade Change	Message
71-80	-2	Grades have improved significantly. However, some of the girls are barely keeping up and it is dragging down the average. Grades -2
71-80	-3	Grades have improved significantly. However, some of the girls are barely keeping up and it is dragging down the average. Grades -3
80-90	-3	Most of the girls are now getting A's. However, some of the girls are falling behind and it is dragging down the average. Grades -3
81-90	-4	Some of the girls are seriously falling behind with their studies and it is dragging down the average. Grades -4
91+	-4	Almost all of the girls are now getting A's. However, some of the girls are seriously falling behind with their studies and it is dragging down the average. Grades-4.
91+	-5	Almost all of the girls are now getting A's. However, some of the girls are still really struggling and are now way behind their peers. Grade -5

[REFG04] Friday Pop Quiz

In Chapter 2 of the game, if you teach a class on Friday afternoon, you will give your class a pop quiz. You can choose which girl you ask to answer a question. This gives you an opportunity to choose which girl to punish, instead of simply having to wait for particular random events to happen.

Some girls are available from the start of Chapter 2, but you have to unlock other girls by punishing them before you can choose them during the pop quiz. The table below shows which girls you can pick, and how to unlock them.

You can choose to ask an easy, hard or impossible question. If you ask an easy question, you will get +2 popularity and +1 grades. If you ask a hard question, you will get +3 grades. If you ask an impossible question, you will get -3 popularity. The table on the next page shows which types of questions the girls can correctly answer.

Note: before you can have a pop quiz, you must teach at least one class after starting Chapter 2. During this first Chapter 2 class, Cassandra will compare you to the autocratic monarchs and oppressive regimes you are teaching about, and you will unlock the topless punishment rule. See [REFR05](#) for more details on this first class.

Girl	How to Unlock	Questions	Notes
Cassandra	Available from the start of Chapter 2	Correctly answers easy questions.	
Rachel	Available from the start of Chapter 2	Correctly answers easy questions.	Once Rachel is your PET (RAC13), she will correctly answer hard questions as well.
Liz	Complete Liz Flashes Her Pussy (CLA14)	Gets all questions wrong.	
Priti	Complete Priti's Achilles Heel (STP03) and choose the punishment path.	Gets easy and hard questions correct.	You don't need to spank Priti before you unlock her.
Faye	Complete the Forgetful Faye event (CLA18)	Gets all questions wrong.	

[REFG05] Achieving 100 Grades in Chapter 2

In Chapter 2, there are two things that affect your nightly grade change.

- The first is your **discipline level**: if it is high then the girls will study, and you will earn +1 or +2 grades per night. (See [REFG01](#) for details).
- The second thing is your **grade score**. Once it gets high enough, you will lose a certain amount of grades every evening, to represent the girls who are falling behind in their studies. (See [REFG03](#) for details).

In addition, there is a **weekly** grade drop based on Harriet's cheating scandal. If your grades on Sunday evening are 51+, then you will lose -5 grades until you have punished Harriet by making her the dormitory maid. (See [REFG02](#) for details.)

Once you reach 90 grades, you will start to lose 4-5 grades a day. This can make it hard to reach 100 grades.

Firstly, you should focus on increasing your discipline. Once you have Discipline of 81 or more, grades will increase by +2 a day (so the cumulative loss is only 2-3 a day).

A high discipline score will also allow you to pass the topless punishment rule. Once you have passed this, you can punish students with an enforced nudity punishment when you teach a class. This will give you +1 discipline and +2

grades for every class you teach. See [REFR05](#) for how to unlock and pass this rule. Teaching 2 classes a day will give you +4 grades.

Note: you will also need 11 influence points to pass this rule. See [REF01](#) for a list of all the influence points you can get.

You should also complete Alice's first paperwork event, Alice Needs Tutoring ([PAP04](#)). This will prevent you getting the random class event with Alice where you lose -2 Grades.

If you have not already done so, you should also complete Harriet's student quest to avoid the weekly cheating scandal grade drop. See [QHAR01](#) to [QHAR07](#).

On Friday, during the pop quiz, if you ask a hard question, you will get +3 grades. During the Reluctant Rebel quest ([QPRI](#)), you can choose the Desires path for Priti (see [QPRI05](#) for details of the 2 paths). This means that you will continue to randomly get the Good Girl Priti event ([CLA16](#)) where you can also get +3 grades.

On Sunday evenings, go to the dorms and choose to watch documentaries. On Monday evenings, go to the dorms and help the girls with their homework. Both these events will give you an extra +1 grades (a total of +2 each week).

In addition, if you have completed Amy's student quest, then on Tuesday morning, you can have sex with her in the girls' locker room and get +3 grades.

This means that over a week you should be able to get a minimum of +34 grades in a week: at least +20 grades by teaching classes (4 on Monday, Wednesday and Thursday, 5 on Tuesday, and 3 on Friday), +2 for helping with homework and watching documentaries, and +12 grades in the evening (2 every night except Saturday).

Once you are over 90 grades, you will lose a maximum 20-25 grades per over the week (4-5 points on Monday to Friday). This means you should be able to increase grades by at least 9-14 points every week.

Earning Money [REFM]

[REFM01] Sources of Money

There are two main sources of money in the game: your weekly salary, and the payments you receive for spanking the students in your office.

At the start of the game, your weekly salary is \$500. This is paid on Saturday morning. Once you pass the Very Strict Uniform Policy (which allows you to confiscate clothing), your salary will increase to \$600. Once you pass the topless punishment rule, your salary will increase to \$650.

In addition, when you complete the How to Discipline a Young Woman event (which happens immediately before starting Chapter 2), you will receive a one-time bonus of \$5000.

Note #1: to unlock the Very Strict Uniform Policy you will need to raise Debbie to punishment level 4 and then touch her breasts. See [DEB04](#) and [DEB05](#) for details.

Note #2: you must have started Chapter 2 of the game before you can unlock the topless punishment rule. See [REFR05](#) for details for how to unlock this rule.

Note #3: For details of how to complete the How to Discipline a Young Woman event, see [CLA11](#).

Once you have hired Anna as the lab technician ([STA02](#)), then her \$100 salary will be automatically deducted from your salary.

See below for more details about the payments you receive for spanking the students.

In addition, you can earn \$100 when you do paperwork in your office. See [PAP00](#) for details.

[REFM02] Payments for Spanking Students (Point Based)

When spanking Debbie, Rachel, Amy, Cassandra or Priti, you will earn a fee based on the amount of pain, humiliation and pleasure you give the student, and the current punishment level of the student.

(In the case of Priti, the payment will be doubled. See [REFM03](#) for details.)

The actual formula used for these girls is:

(Pain + Humiliation + Pleasure) x Level Modifier

The level modifier is calculated as:

$$(\text{punishment level} \times 5) + 5$$

This works out as 10 for level 1, 15 for level 2 and so on, up to 35 for level 6 and 40 for level 7.

If you increase the girl's punishment level during her spanking, then the payment will be based on her new level. So if you increase a girl from level 1 to level 2, the level modifier will be 15, not 10.

You can also earn an extra \$100 from each spanking session if you use the digital camera to take photos. See [XTRA04](#) for more details.

Example: the maximum you can earn when raising Debbie from level 5 to level 6 is \$835. This is calculated as:

$(7 \text{ pain} + 7 \text{ humiliation} + 7 \text{ pleasure})$	$= 21 \text{ points}$
$24 \text{ points} \times \text{Level 6 Modifier (35)}$	$= \$735$
$\$735 + \100 for photos	$= \$835$



[REFM03] Payments for Spanking Priti

The fee for spanking Priti is a point-based system. It is calculated in exactly the same way as the payments for Debbie, Rachel and Cassandra. However, it is then doubled.

Example: You spank Priti and raise her to level 3, without taking her photo. You will earn \$600. This is calculated as:

(5 pain + 5 humiliation + 5 pleasure)	=	15 points
15 points x Level 3 Modifier (20)	=	\$300
Punishment amount doubled	=	\$600

[REFM04] Payments for Spanking Students (Flat Fee)

When spanking Liz, Faye or the Twins, you will earn a flat fee for each punishment. If you spank Faye, you will get \$200. If you spank Liz, you will get \$400 and if you spank the Twins, you will get \$800.

The twins also have two one-off punishment events. When you spank the twins in your office as part of The Twin Swap event (see [STW03](#)) you will receive \$600. You will also receive \$800 when you punish the twins in public at part of the Twins Public Shaming Event ([STW08](#)). You can only do these punishments once.

Student Interactions [REFS]

When you visit the classrooms, the sports center or dorm rooms, you will often see staff or students there. You can speak to them by clicking on them. Once you pass the strict uniform policy rule, you are able to do underwear checks on most of the girls. You can also unlock other events.

Once you start Chapter 2, some of the interactions will change. Once you pass the Body Search rule, you will also get the opportunity to carry out body searches of some of the girls.

The following tables show all the characters you can interact with around the school, whether you can do an underwear inspection or body search on them, and any special notes or events.



[REFS1] Classroom Hallway Interactions (Chapter 1)

Note: In the "Inspect" column, UW means you can do an underwear inspection on them once you pass the Strict Uniform Policy rule.

Day	Student	Inspect	Notes
Monday morning	Liz	UW	Can get +1 horniness. See SCH12 .
Monday afternoon	Ada	UW	Available after Ada joins the school. See XTRA09 .
Tuesday morning	Charlotte Priti	UW UW	Priti's reaction to being inspected will change after her photoshoot. See STA18 (or XTRA02 if you forced her.)
Tuesday afternoon	Emily, Lucy, Faye, Rachel		Can get special class event with Emily. See CLA03 and CLA04 .
Wednesday morning	Debbie & Cassandra		Interaction will change when Debbie is raised to punishment level 4, and again when she is a prefect. See XTRA07 .
Wednesday afternoon	Alice	UW	Alice is wearing non-regulation underwear. You will get +1 discipline.
Thursday afternoon	Donna & Rachel	UW	Once Rachel is your trainee you will only see Donna here. (See QRAC107 .)
Friday afternoon	Liz	UW	Interactions will be the same as on Monday morning. See SCH12 .
Friday afternoon	Lucy	UW	Can talk to her about her maid service events. See HOM01 to HOM06 .

[REFS2] Classroom Hallway Interactions (Chapter 2)

Note: In the "Inspect" column, UW means you can do an underwear inspection on them once you pass the Strict Uniform Policy rule. BS means you can do a body search on them once you pass the Body Search rule. MU means you can order the girl to wear her minimal uniform. (See [REFR04](#) for more details about the rules.)

Day	Student	Inspect	Notes
Monday morning	Donna	UW BS	If you do a uniform inspection, you get the opportunity to spank her.
Monday afternoon	Ada	UW BS MU	Can look at Ada's photos. See XTRA22 . Minimal uniform is available after Maxine's fundraiser week. See STX08 .
	Nina	UW BS	Will get Nina's Secret Possession event (SCH01) when do a body search.
Tuesday morning	Priti	UW BS	Dialogue will change depending on whether you encourage Priti to break the rules or not (see STP03). Can do expanded body search scene if you encourage her to be bad. See SCH07 for details of the body search.
Tuesday afternoon	Emily	UW BS	See SCH05 for details of the body search.
Wednesday morning	Debbie & Cassandra		Same as Chapter 1
Wednesday afternoon	Alice	UW BS	Dialogue will change slightly once you have completed Alice's paperwork events (PAP04 and PAP05). See SCH06 for details of the body search. Doing a body search on Alice is required for Rachel's student quest (see QRAC201)
Friday afternoon	Liz	UW BS	See SCH03 for details of the body search.
Friday afternoon	Lucy	UW BS	You need to have made Rachel your trainee (see QRAC105 or RAC03) before you can body search Lucy.

[REFS3] Sports Center Interactions (Chapter 1)

Note: In the "Inspect" column, UW means you can do an underwear inspection on them once you pass the Strict Uniform Policy rule. BS means you can do a body search on them once you pass the Body Search rule. (See [REFR04](#) for more details about the rules.)

Day	Student	Inspect	Notes
Monday afternoon	Harriet	UW	
Tuesday morning	Amy		Will speak to Amy as part of her student quest. See QAMY05 and QAMY06 . See also SCH11 and STY04 .
Tuesday afternoon	Nina Izzy (staff)		
Wednesday morning	Mary & Louise		
Wednesday afternoon	Faye (naked)		See SCH10 for details of this event. Can punish Cassandra.
Wednesday evening	Lucy		Lucy is part of the drama night, see OTH01 for details.
Thursday morning	Sally (staff)		Sally will tell you the medical exams are happening. See OTH10 for details.
Thursday afternoon	Sally & group of girls		Sally is about to take a group of girls for a run. This is related to Sally's shower event (OTH09).
Friday afternoon	Harriet	UW	Same as Monday afternoon.

[REFS4] Sports Center Interactions (Chapter 2)

Day	Student	Inspect	Notes
Monday afternoon	Harriet	UW BS	Will need to do body search as part of Harriet's student quest. See QHAR05 . Will need to have Rachel as your trainee first (see QRAC105)
Tuesday morning	Amy		Can have sex with Amy once the swimming pool is open and you have assigned Amy a role. See SCH13 for details.

Day	Student	Inspect	Notes
Tuesday afternoon	Izzy (staff)		Same as Chapter 1. (Until the swimming pool is open, then she's not there.)
Wednesday morning	Mary & Louise	BS	See SCH02 about completing the body search.
Wednesday afternoon	Faye (naked)		Can punish Cassandra. Needed for Cassandra's public paddling (STC06).
Thursday morning	Sally (staff)		Same as Chapter 1
Thursday afternoon	Sally & group of girls		Same as Chapter 1
Friday afternoon	Harriet	UW BS	Same as Monday afternoon.

[REFS5] Dorm Room Interactions

Day	Student	Notes
Monday evening	Study group (Priti, Faye, Lucy, Donna, Emily)	Can get +1 grades if you help the girls.
Tuesday evening	Faye	Your talk with Faye will change after you have used the butt plug on her. See OTH13 .
Thursday evening	Donna & Maria Consuelo	
Friday evening	Movie Night group	Can get +1 popularity or +1 grades. Can also get +1 horniness. See OTV01 for details.
Saturday afternoon	Priti, Rachel & Faye	You will only see these girls if the lake is open.
Saturday evening	Mary & Louise	
Sunday afternoon	Maxine, Lucy, Priti, Emily, Faye & Rachel	Dungeons & Dragons event. See OTH05 and OTH06 for details.
Sunday evening	Liz, Emily & Harriet	The girls are watching Celebrity Love Archipelago. Can get +1 horniness. See OTV02 to OTV06 .
Every evening	Maria Consuelo	Maria is in the dorm every evening.

[REFS6] The Lake Interactions

You will need to open the lake at the School Board before you can visit it. See LAK00 for details of opening the lake.

Day	Student	Notes
Weekday mornings	Jimmy	Will need to speak to Jimmy when finding Sally's keys (see OTH08) and as part of the "If a Headmaster Falls in the Woods" main quest (see QM2.2 and QM2.3).
Weekday afternoons	Sally and girls	Once Sally has found her keys (see OTH08 and LAK01) then you will see Sally teaching a volleyball class in the afternoon.
Saturday afternoon	Donna & Alice	Can get beast to pull off Donna's bikini. See LAK02 for details
	Amy, April & Harriet	Can get +1 popularity by challenging Amy to a race. See LAK04.
	Charlotte	Charlotte is asleep, so you can't interact with her.
	Jimmy & Beast	Jimmy is asleep, so you can't interact with him.
	Samantha	Can get Beast to pull off Donna's bikini. See LAK02 for details From day 69 onwards, you can find Samantha in Jimmy's hut, changing into her bikini
Sunday morning	Lucy and Emily	Can get Emily to become a (reluctant) nudist. See LAK03 for details.



CHEAT MENU



The Cheat Menu.....	434
School Statistics.....	436
Change the School Rules.....	437
Change your choices.....	441
Change a Girl's Level.....	449
Change your Character's Name.....	450
Get the Detailed Walk-Through.....	451
Easter Egg.....	452

The Cheat Menu

Introduction to the Cheat Menu

The game has a built-in cheat menu, that allows you to increase your stat points (like discipline and grades), unlock replay menu scenes, and reset various options in the game.

Please note that some cheat options (particularly in the "school rules" and "change your choices" section) are capable of breaking your game or preventing you from completing the story line. They should be used with caution and you should save your game before using them.

Cheat Menu Options

The cheat menu has the following options:

- **School Statistics:** increase (or decrease) your grades, discipline, popularity, horniness or influence points, or your money.
- **Unlock all events:** unlock all the events in the replay menu
- **Change school rules:** unlock certain of the school rules
- **Change your choices:** reset certain key options in the game, allowing you to choose a different option.
- **Change a Girl's Level:** increase or decrease a girl's punishment level.

Accessing the Cheat Menu

To access the cheat menu, first click on the replay menu on the main game screen (shown by the red arrow):



On the replay menu, press the big red button marked "do not press" (shown by the red arrow). Press this three times. Each time you will get a warning that you will need to close.



The third time you press it the cheat menu will appear.



School Statistics

The school statistics section allows you to increase (or decrease) the various stats:

- grades
- discipline
- popularity
- horniness
- influence points
- money.

This can allow you to avoid losing the game (for example, if your discipline or grades are very low) or to avoid "grinding" (for example, instantly increasing your money to buy an object or your discipline to pass a new school rule).

Note: during Chapter 1, your grades and discipline are capped at 50 each. You will not be able to increase the stats beyond this until you start Chapter 2.



Change the School Rules

The "Change the School Rules" section allows you to pass (or remove) the following school rules:

Chapter 1

Rule	Notes
Uniform Inspections	<p>Enables the Uniform Policy rule: "Strict Uniform Policy – Teachers are permitted to request a full uniform inspection at any time. Students must raise their skirts when told to prove they are wearing regulation underwear". This rule normally requires Influence 4 and Discipline 18 to pass.</p> <p>This rule allows you to carry out underwear inspections on most of the students you see in the hall in the classroom building and sports center. See REFS1 and REFS3 for details of the students you can inspect.</p>
Girls must clean the school grounds in a punishment outfit	<p>Enables the Public Punishment rule: "students cleaning the school's grounds should be made to wear a punishment outfit so they are more easily identifiable". This rule normally requires Influence 4 and Discipline 25 to pass.</p> <p>When you punish a girl in your office after school, if you give her a public punishment, she will wear a special punishment outfit.</p> <p>This will give you +2 discipline points instead of +1 for a public punishment.</p>
Girls must clean the school grounds in their underwear	<p>Enables the Public Punishment rule: "students may be ordered to strip down to their underwear for public punishment and will have the school's initials written on their chest with a non-permanent marker". This rule normally requires Influence 10 and Discipline 55 to pass.</p> <p>When you punish a girl in your office after school, if you give her a public punishment, she will strip to her underwear for the punishment.</p>

Rule	Notes
	<p>This will give you +3 discipline points (or more, for girls like Rachel or Liz who aren't wearing all their underwear).</p> <p><i>Game Note: you cannot punish Debbie, Rachel or Amy in their underwear. You will instead see these girls wearing the punishment outfit instead.</i></p>
Remove skirts for punishment	<p>Enables the Corporal Punishment rule: "Students may be ordered to remove their shoes, ties and cardigans. In addition skirts may be removed if these are considered to be an obstruction". This rule normally requires Influence 4 and Discipline 25 to pass.</p> <p>The rule allows you to remove skirts during classroom punishments and private after-school punishments.</p> <p>This will give you +3 discipline points instead of +2 for a classroom punishment. It will give you more pain and humiliation points during private punishments.</p>
Remove shirts for punishment	<p>Enables the Corporal Punishment rule: "students may be ordered to strip down to their underwear for corporal punishment". This rule normally requires Influence 10 and Discipline 55 to pass.</p> <p>The rule allows you to require students to strip to their underwear during classroom punishments and private after-school punishments.</p> <p>This will give you +4 discipline points for a classroom punishment. It will give you more pain and humiliation points during private punishments.</p>
Can confiscate non-regulation clothing	<p>Enables the Uniform Policy rule: "Very Strict Uniform Policy – any articles of clothing in breach of the uniform policy may be immediately confiscated by a teacher or prefect". The rule normally requires Influence 6 and Discipline 30 to pass.</p> <p>This rule allows you to remove non-regulation clothing from students. You need it to progress Debbie's student quest (QSAL05) and Claire's staff quest (QPOT106). It also is requested for the Emily's Lost Skirt Part 2 (CLA04) event.</p>

Chapter 2

Note: you cannot use these punishment rules during Chapter 1. Even if you use the cheat to enable these rules, then they will not change the options available to you when playing chapter 1

For example, during Chapter 1 the body search option will not be available when you speak to a girl in the hall or sports center, and the topless punishment will not be available when you choose how to punish a girl, even if you have activated this cheat.

Rule	Notes
<p>Men can perform corporal punishment</p> <p>NOTE: enabling this rule will automatically begin Chapter 2 prematurely!</p>	<p>Enables the Corporal Punishment rule: "Corporal Punishments may be carried out by any teacher regardless of gender". The rule normally requires Influence 9 and Discipline 40 to pass.</p> <p>This will allow you to spank the girls yourself in your office when you give them a private punishment.</p> <p>Please note that this cheat does not affect the classroom punishments: Miss Newman will continue to spank the girls if you punish them in class.</p> <p>Note: if you select this rule, then on the next Friday in the game, you will automatically see the "How to Discipline a Young Woman" scene (CLA11)" and then on the following Monday you will see the "New Chapter" event (OTH16). You will then start Chapter 2. This can prevent you from completing the game.</p>
<p>Body search rule</p>	<p>Enables the Headmaster's Privilege rule: "the Headmaster has the right to perform a body search of anyone on campus. Students must raise their skirts and open their shirts to allow for easy access to their underwear. The rule normally requires Influence 11 and Discipline 70 to pass.</p> <p>This rule allows you to carry out a body search on some of the students you see in the hall in the classroom building and sports center. See REFS2 and REFS4 for details of the students you can inspect.</p>

Rule	Notes
Topless in class punishment	<p>Enables the Public punishment rule: "students misbehaving during class may be ordered to remove all clothing above the waist for the remainder of the lesson". This rule normally requires Influence 11 and Discipline 75 to pass.</p> <p>The rule allows you to punish students by giving them an Enforced Nudity Punishment where there are required to strip topless in class. This punishment will usually give you +2 grades and +1 discipline.</p>
Girls' locker room access	<p>This option will give you access to the girls' locker room, and you will be able to see the repeating locker room events such as Lucy the Flasher (SPT17) and Emily's Naked Surprise (SPT18). However, you will not see the "Locker Room Incident" (SPT16) mass punishment scene.</p>



Change your choices

The "Change your Choices" section of the cheat menu allows you to change some of the main choices and options in the game. This allows you to play different paths, or to change any "wrong" decisions you have made. The choices you can change are:

Toggle Chapter

Option	Notes
Did you miss a conversation around the school during Chapter 1 of the game? E.g. speaking with Liz about her blue underwear on a Monday morning/ Friday afternoon. You can toggle which chapter the game thinks you are in here.	<p>After you complete the "A Man's Work" main quest (QM3), you finish Chapter 1 of the game and start Chapter 2.</p> <p>There are several events that are different in Chapter 1 and 2. For example, when visiting the classroom building or sports center, you will see different girls. You will also see different patrol events and weekend patrol events.</p> <p>Once you start Chapter 2, there are certain events that you will no longer be able to see, such as Liz and the Blue Underwear (SCH12), Windy Day (PAT05), Group Project (PAT03) or Inappropriate Clothing (WEP01).</p> <p>This cheat option allows you to toggle which "Chapter" the game thinks you are in, which allows you to go "back" to Chapter 1 and see any events you missed, before returning to Chapter 2.</p> <p>When you use this cheat, you will see a toggle that says "Switch to Chapter 1" (if you are currently in Chapter 2) or "Switch to Chapter 2".</p>

Priti

Option	Notes
<p>Did you force Priti to strip naked to take pictures of her and want to see the option where you trick her instead?</p>	<p>In Mr Wilson's "Priti as a picture" staff quest, you have to summon Priti to your office and then decide how to obtain naked photos of her. You can choose to "order her to strip" or "trick her".</p> <p>The "order to strip" option will give you less influence points and will result in you losing grade, discipline and popularity points. (See XTRA02 for details.)</p> <p>Once you have selected this option, you can use your phone to summon Priti to your office and repeat the scene. See QWIL05 for details.</p>
<p>Make it so you did not hand Priti's naked pictures to Mr Wilson so you can see the alternative path?</p>	<p>During the "Priti as a Picture" staff quest, you may take pictures of Priti in your office (see QWIL05 and QWIL06). Once you have taken the pictures, you have to visit Mr Wilson and decide whether to hand over the pictures.</p> <p>If you decide not to hand over the pictures, you arrange to get a prostitute for Mr Wilson instead.</p> <p>This options allows you to reset your choice. Once you have selected this cheat, you can visit Mr Wilson in the evening, and discuss the "photos of Priti". You can then decide to "give him the photos" or "refuse to hand them over". See QWIL07 for details.</p>
<p>At a certain point in Priti's storyline you have a choice to help her by your punishment methods, or help her without punishments.</p>	<p>During the "Priti's Achilles Heel" event (STP03 or QPRI05) you have to choose how you will help Priti. You can punish her (the punishment path) or help her without resorting to punishments (the desires path).</p> <p>This cheat option allows you to switch between the two options.</p> <p><i>Game note: Priti's questlog may not immediately update when you use this option to switch paths. You may need to complete the current action before the questlog will update after using this option.</i></p>

Lucy

Option	Notes
<p>Make it so you did show your maid your dick in the bath event?</p>	<p>You will get a horniness point from the Lucy Tells All patrol event (PAT12). However, you can only see this event if you exposed yourself to Lucy during the Lucy Runs You a Bath event (HOM02). This cheat will allow you to see the patrol event and get the horniness point.</p> <p>Once you have selected this cheat, then during the week do a patrol. You will see the Lucy Tells All event (PAT12) where Lucy is gossiping about your size, and you will get the horniness point.</p> <p>Note #1: when you use this cheat, you will not repeat the Lucy Runs you a Bath event at the weekend.</p> <p>Note #2: If you expose yourself to Lucy and then spank her during the Lucy and the Broken Vase event (HOM03), you usually have to pay her a tip of at least \$50 or she will refuse to come the following Saturday unless you pay her \$500.</p> <p>However, if you don't expose yourself, then pay her a small tip (\$10), and then use this cheat, then she will still continue to come. You will not have to pay the \$500.</p>
<p>Did you spank your maid after she broke your vase, and you want to make it so you let her off instead? (N.B. if you gave her a big tip after spanking her there are no negative repercussions.)</p>	<p>During the Lucy Runs You a Bath event (HOM02) you can choose to expose yourself to Lucy. The following week, during the Lucy and the Broken Vase event (HOM03), you can choose to spank her or let her off when she breaks your vase. If you spank her, you will give her a tip.</p> <p>If you exposed yourself to Lucy and then gave her a small tip, Lucy will refuse to work for you, until you give her an extra payment of \$500. See HOM03 for details.</p> <p>This cheat option allows you to change your choice, so that the game plays out as if you decided to let Lucy off instead of spank her. That</p>

Option	Notes
	means that you will not have to pay the \$500 if you gave her the small tip. It will also have the impact of changing some of the dialogue during the Lucy Needs a Shower event.
<p>At a certain point in Lucy's maid storyline you have a choice to act kind or to act dominant, then a second choice to pursue a romantic or transactional relationship.</p> <p>You are on the [kind/dominant path]. Switch to [the other]?</p> <p>You are on the [romantic/transactional path]. Switch to [the other]?</p>	<p>During the Lucy Lends a Hand event (HOM09) you have to choose between a kind or dominant relationship option, and then a romantic or transactional relationship. See HOM09 for details of the differences.</p> <p>These two options allow you to toggle between the four options (Kind/Romantic, Kind/Transactional, Dominant/Romantic and Dominant/Transactional.)</p>

Other Choices

Option	Notes
<p>Did you accept the blowjob from Trixie but want to see the alternative means of hiring her?</p> <p>Or did you refuse her twice and want to change your mind?</p>	<p>When you hire a lab technician for Miss Chang, Trixie will offer to give you a blowjob. If you say yes, you will hire Trixie, and if you say no, you will hire Anna Dixon.</p> <p>If you hire Trixie, you will see a scene where she does a dance and then gives you a blowjob. If you decide to hire Anna Dixon as the lab assistant, then you get a second opportunity to hire Trixie. She will visit you at your apartment that evening and offer you a blowjob there.</p> <p>If you initially hired Trixie, then this cheat option will allow you to also see the evening scene with Trixie at your apartment. To use the cheat, you should first hire Trixie by accepting the blowjob and then appoint her as the dance teacher instead (see</p>

Option	Notes
	<p>QCHA06 to QCHA08).</p> <p>You can then select this option in the cheat menu. Once you have done so, then in the evening you will get a scene where it is raining and Trixie appears at your door. This scene will then play out. You can then choose to hire her again (by accepting the blowjob) or not.</p> <p>Note: you must accept the blowjob if you want to continue employing Trixie. If you do not accept the blowjob, then Trixie will suddenly stop being a member of staff. This means that you can use the cheat option to "sack" Trixie if you want. However, you can use this cheat again to re-employ her if you wish.</p>
<p>Make it so you bought the cheap pills for Mr Wilson and reset Candy's visit for the following evening?</p>	<p>During the "Priti as a Picture" staff quest, you may hire a prostitute for Mr Wilson (see QWIL07). Mr Wilson will also ask for some Viagra, and you will have the option of buying the Viagra or a cheap substitute instead (see QWIL10). To get the full scene, you need to order the cheap pills.</p> <p>This cheat option allows you to reset this scene, for example if you originally bought the expensive pills, or if you want to see the other ways of playing through this scene.</p> <p>The cheat option will automatically buy the cheap pills for you, and resets the visit. That evening, Samantha will tell you that Mr Wilson didn't show up to his last class of the day, and you agree to check on him.</p> <p>(If you select this option at the weekend, you will get a phone call from Miss Potts saying that Mr Wilson didn't turn up to his book club instead.)</p> <p>You can then play the scene again. See QWIL16 for details.</p> <p>You can use this cheat multiple times, and replay the scene as many times as you want.</p>

Option	Notes
<p>In an old save (before v0.6) Did you deny to Sally that you enjoy watching her spank the girls and want to change your answer?</p>	<p>After you raise Debbie to punishment level 4, then in the morning Miss Newman will speak to you and ask you if you get turned on by watching her spank the girls. You will admit you do get aroused, and you will get +1 Influence point. (See QSAL04 or DEB05 for details.)</p> <p>In earlier versions of the game, you could choose whether to admit this or not. If you said you were not turned on, then you would not get the influence point.</p> <p>This cheat option is only for older save files. It allows you to change your answer and say that yes, you were turned on. This will give you the missing influence point.</p>
<p>In the sports practice match did you tell Rachel you only liked big boobs and want to change your answer?</p>	<p>During the Second Match (SPT04), if you say you like large boobs, Rachel will be upset, and some of the dialog will change. This cheat option allows you to change your answer and say that you liked small boobs.</p>
<p>Do you want to reset Olivia's arrival at the school, to change whether you flirted with her or not?</p>	<p>When Olivia arrives at the school (OFF02), you have the option of being strict with her, or being relaxed and flirting with her.</p> <p>This will change your options during of Olivia's First Class (CLA13). If you are relaxed, she will wear a non-regulation shirt, but if you are strict then she will be properly dressed.</p> <p>This option allows you to reset Olivia's arrival so you can see the different options. Once you have selected this cheat, then the following morning, Sam will tell you that two new students will be arriving shortly. The next morning, Olivia will arrive again, and you can replay this scene and her First Class scene.</p>
<p>Did you screw up your first date with Samantha and want to reset it?</p>	<p>You can ask Samantha, your PA, on a date (OTH14). This cheat option will allow you to reset the date and do it again.</p> <p>This allows you to try again if the date went badly,</p>

Option	Notes
	<p>or if you simply want to try different options. You can reset the date as many times as you want.</p> <p>Once you have selected this option, then you will automatically go on the date that evening.</p> <p><i>Note: if you press "skip day", you will not go on the date.</i></p>
<p>Do you want to reset Miss Swallows visits, to change whether you helped give her training?</p>	<p>At the start of Chapter 2, Miss Swallows requests a meeting with you on Thursday afternoon in order to be trained in your punishment methods. You can agree or refuse. (See OFF01 for details.)</p> <p>She will then return the following two Thursdays. If you agreed to train her during her first and second visits, then you can punish and fuck Miss Swallows during her third visit. However, if you did not train Miss Swallows, you cannot see this scene.</p> <p>This cheat option allows you to reset Miss Swallow's visits so that you can see the full scene (or see what happens if you don't train her).</p> <p>After selecting this option, the following Thursday, Miss Swallows will ask to have her "first" meeting with you.</p>
<p>After opening the old headmaster's safe, did you want to change your choice from playing as a villain:</p>	<p>During the "A Troublesome Inspector" staff quest, you have to choose whether you consider yourself to be a villain or not (see QRUT07). This cheat option allows you to change between the "villain" and "non-villain" paths.</p> <p>In the current version of the game, this does not make many changes. Some of the dialogue options are changed, but that is all. (For example, your discussion with Mr Mykock on the first Tuesday in Chapter 2. See CLA16 for details.)</p> <p>Note: if you originally selected the villain path, then during your confrontation with Ruth, you get the opportunity to humiliate her by doing an underwear inspection on her (see QRUT08). This cheat option will also automatically set that option so you</p>

Option	Notes
	<p>will be able to do underwear inspections.</p> <p>Alternatively, if you originally selected the non-villain path, then during your confrontation with Ruth, you had the option of blackmailing her or simply giving her the photos. This decision will impact some of the dialogue with Ruth. However, using this cheat option will not change that decision.</p>



Change a Girl's Level

When you punish a girl in your office after school, the aim is to increase their punishment level by maxing out their pain, pleasure and humiliation sores.

This section of the cheat menu allows you to change the punishment levels of the girls. You can only change the levels of the girls you can punish in your office: Debbie, Amy, Rachel, Cassandra and Priti.

You cannot raise a girl's punishment level beyond their current maximum. For example, in the current version of the game, you cannot increase Cassandra past Level 5.

Warning: using this cheat can prevent you from completing the game. For example, if you increase Debbie to level 5 at the start of the game, you will not get the game events you need to pass the remove skirts rule or the very strict uniform policy.



Change your Character's Name

This option allows you to change the first and last name of the headmaster. When you select the option, click the "click here to change names" line and you will be give then option to enter a new name.



Get the Detailed Walk-Through

This provides a link to a Mega folder with the latest version of this game guide.

The game guide is split into 3 parts. Part 1 of the guide covers Chapter 1 of the game, and Part 2 covers Chapter 2. Part 3 includes additional information, including a detailed punishment guide for all the girls, information about the cheat menu and holiday specials, and reference information about increasing grades and discipline, passing school rules, earning money and more.

Separating the guide into 3 parts is designed to make it more accessible, particularly to newer players, and it can also make it easier to use automatic translation tools to read the guide. However, some functionality is lost. In particular, some of the internal hyperlinks will no longer work. Therefore, for anyone who prefers, the Mega folder also includes a complete guide game that includes all 3 parts in one PDF.

Please note that there are likely to be multiple copies of the game guide available, for example for the latest public release but also for a newer patreon version.



Easter Egg

The cheat menu has a small Easter egg. When you first open up the cheat menu, you will see a picture of Sarah in her school uniform. If you click on the patreon icon, then Sarah will be displayed naked. If you go back into the cheat menu the next game day, a different girl will be shown. If you click on the patreon icon again, you will make her naked as well.

You can keep doing this several other times. The order of the girls is random (except for Sarah), but the full list of girls you can see is:

- Sarah (your former "assistant")
- Charlotte
- Emily
- Cassandra
- Arabella (daughter of Patricia, the manager of the school cafeteria)
- Olivia (Amy's friend from the magazine)
- Maria Consuelo, the Security Guard
- The "crying girl" (from the Crying Girl and Crying Girl 2 patrol events)
- The "pigtailed student" (from the lost contact lens event)
- The unnamed ginger girl (who breaks the swimming pool rules)
- Red haired nameless girl
- Paige (from Celebrity Love Archipelago)
- Yukiko Chan (the Tiny Pianist from Mykock's Manor)
- Serving Girl 1 (from Mykock's Manor)
- Aisha (Lucy's cat-girl avatar)
- Tinkerspell (Priti's Dungeons and Dragons character)



HOLIDAY SPECIAL BONUS GAMES



The Headmaster's Halloween [HS1].....	454
The Headmaster's Christmas Eve [HS2].....	456
Debbie's Halloween [HS3].....	458
Mykock's Manor [HS4].....	462

The Headmaster's Halloween [HS1]



Introduction

The Headmaster's Halloween is a short bonus game. It was originally released as a stand-alone game for high-level patrons in October 2020 and is now included as an unlockable bonus within the main game. For details of how to unlock the game, see [HOL01](#).

The Game

The girls decide to go trick or treating, and they make a bet that the team with the least candy at the end of the night will streak naked.

You therefore have to ensure that the team you wish to lose receives the least candy. However, you have to give at least some candy to each team, or your house will be egged and you will lose. If two or more teams tie for last place, then a draw will be declared and you will also lose.

You have 10 handfuls of sweets. You can choose to give each team 1, 2 or 3 handfuls of sweets.

The teams are:

- Emily and Rachel
- Alice and April
- Cassandra and Debbie
- Priti and Amy
- Charlotte and Lucy

Each team will come to your house in order. If you have any candy left, then any teams who only received 1 or 2 handfuls of sweets will then come back to your house and ask for some more candy. They will offer to flash their tits if you agree to give them more.

Walkthrough

In order to see the most content, you should first decide which team you wish to lose. When the teams visit you, you should give each of the teams 1 handful.

You should then give every team except for the chosen losers a second handful (and let them flash their tits) when they visit you again. This means that the losing team will be the only team that *don't* flash their tits at you.

Afterwards, the girls will count up their hauls, and the losing team will strip naked.

Game Note: if you just give every team a single handful, and then refuse to give Charlotte any more, then none of the other girls will come back, and the game will end.

This means that if you want Charlotte to lose, you will need to give one of the other teams 2 handfuls the first time they come to your house.

Bonus Scene

Once you finish the game, you are asked if you wish to play again. If you play the game 5 times, and ensure that each team loses once, then you will get a special bonus picture.

The Headmaster's Christmas Eve [HS2]



Introduction

The Headmaster's Christmas Eve is a short bonus game. It was originally released as a stand-alone game in December 2020 and is now included as an unlockable bonus within the main game. For details of how to unlock the game, see [HOL02](#).

It takes place in the girls' dorm, and involves the Headmaster delivering presents to some of the girls. It is set around the start of Chapter 2, when Debbie is your prefect and Rachel is your P.E.T. However, it is not cannon i.e. the Headmaster engages in sex with some of the girls which hasn't happened (yet) in the main game timeline.

Walkthrough

The aim of the game is to provide the right present to each girl. Each of the presents is a new piece of sexy clothing. However, the Headmaster hit his head, and can't remember which outfit is for what girl. You will have to ask the girl what type of clothing she wants, and then pick the correct outfit.

Girl	Outfit
Priti	Priti says that she liked it when you took her pictures in your office, and she felt sexy in the bikini. You should give her the stylish bikini .
Rachel	Rachel says she wants a sexy outfit that will make you happy, but it needs to be something that suits her personality. You should give her the leopard print lingerie set .
Liz	Liz says she wants something festive that she can feel sexy wearing. You should give her the Santa bikini outfit .
Alice	Alice wants a new outfit for a night out that "really shows off" her breasts. You should give her the red and black cross strap dress .
Debbie	Debbie tells you that she's a prefect and allowed to punish the other girls, so she wants an outfit that lets everyone know she's in charge. You should give her the leather bondage outfit .
Cassandra	Cassandra wants an outfit that "really kills" and will "make grown men cum in their pants". You should give her the "virgin killer" partially see-through backless dress .
Donna	Donna would like something elegant that accentuates her long legs. You should give her the elegant formal dress .

Sex Scene

The game ends with a sex scene where the girls "take care" of the Headmaster. You can choose whether to fuck Alice's ass or not. To get the full scene, you should choose to fuck her ass, but there are no negative consequences from choosing not to.

Debbie's Halloween [HS3]



Introduction

Debbie's Halloween is a short bonus game. It was originally released as a stand-alone game in October 2021 and is now included as an unlockable bonus within the main game. For details of how to unlock the game, see [HOL03](#).

Walkthrough

Debbie is told by the Headmaster that he extended the girls' curfew because it was Halloween, but gave strict instructions that every student must be back in their dorms by midnight. He needs Debbie to look around the school and make sure all the girls head back to their dorm. If Debbie can get every girl back in the dorms before midnight, she will be allowed to join the teachers' party. But if she fails, then she will be given a spanking.

You have to move Debbie around the school to find the students and make sure they return to the dorms before midnight. You only have until midnight. The time is shown in the top left of the screen. Some actions are marked with the number of minutes that they will take to complete.

The following walkthrough shows you how to deal with all the different groups of girls. However, you do not have to deal with the girls in any particular order: you can complete the game in any order you wish.

The only exception are the Twins: you must deal with them last. After you have deal with each group of girls (except Nina and Faye), you will see a small scene where the Twins are trying to scare Debbie. At the end of the game you will have a final showdown with them.

Liz, Harriet and Emily

Visit the Dorms. You can speak to Maria Consuelo if you wish. Make sure you click on the TV. You will see that there is a Celebrity Love Archipelago Halloween Special on.

Visit the Sports Center. You will see Liz, Harriet and Emily. Speak to the girls. Emily will demonstrate her replica gun, and then they will refuse to go back to the dorms. Tell them that their favorite show is on TV. They will invite you to watch it with them. Tell them that you don't have time. They will then return to the dorm. You notice that Emily left her replica gun behind, and you decide to take it.

Note: if you watch it with them, you will lose the game. However, you will see a special Celebrity Love Archipelago episode which ends (as usual) with the three starlets naked.

Alice, Cassandra and Ada

Go to the Sports Center. If you have already convinced Liz, Harriet and Emily to return to the dorm, you will hear Cassandra talking to Ada in the gym. Go into the gym. You will see Alice and Cassandra dressed as two sexy vampires, and Ada taking their picture.

Note: you do not need to deal with Liz, Harriet and Emily first. You can go to the gym anyway.

Talk to them. Alice says they are trying to get a perfect sexy photo to post on the internet. Offer to help them. Tell them to squish their boobs together, and then to angle their butts towards the camera. After that, tell them to angle their butts to the camera and squish their boobs together.

Note: to see all the content, you can also tell them to make out with each other first: this will not take up any more time.

Afterwards, you can tell them that the photo is "perfect" and the girls will return to the dorm. However, to see all the content, you should tell them to try again with less clothing.

Nina and Faye

Go to the Nurse's office in the Sports Center. You will see Nina and Faye. You speak to them, and they agree to return to the dorm.

Note: you will not see a scene with the Twins after dealing with Nina and Faye.

Amy, Olivia, Jasmine and Tia

Go to the Lake. You will see a group of girls sitting around a fire. Speak to them. Agree to join their game of truth and dare. You tell yourself that if you come up with the right dare you might be able to trick them into heading back to the dorms.

You can choose truth or dare for the first 3 girls (Olivia, Jasmine and Tia). If you choose a Dare from Jasmine, she will ask you to make out with one of the girls. You can choose any of the four girls.

For Amy, you must choose Truth. She will ask you which one of the girls you fancy the most. You can choose any of the girls.

Note: if you choose a Dare from Amy, you will lose the game. However, you will see a scene where Debbie goes skinny dipping in the lake.

You then get to give the girls a dare. Dare them to go skinny dipping in the lake.

Note: if you dare them to go back to the dorms, they will refuse and you can choose another dare. If you dare them to make you with you, then you will lose the game.

Once the girls go skinny dipping, they will realize the water is freezing, and they then decide to go back to the dorms to warm up.

Rachel, Lucy and Priti

Go to the Classrooms building, and into the history classroom. You will see Rachel, Lucy and Priti. Speak to them. You will see Priti drunk and dancing on top of a table. Decide to leave and look for something to tempt her with.

Go into the science classroom. You will see Miss Chang. Speak to her. You will ask her if she knows how to sober someone up quickly. She says she developed an alcohol neutralizer, and she could create a batch for you. Say yes please, you would like her to do so.

Go back into the history classroom. You will give Priti the alcohol neutralizer in the empty bottle. Priti sobers up and climbs off the table.

You can choose to let them go, and they will return to the dorm. But to see all the content, you should spank them all for drinking. After the spanking, they will offer to do "anything" to stop you from telling the Headmaster. Say "no".

Note: if you say "anything" you will lose the game. However, you will see a scene where the three girls pleasure Debbie.

Once you are back in the classroom hallway, click on the "campus" button to return to the main map.

The Twins

You will see a scene with the Twins after every group of girls you persuade to return to the dorms, except for Nina and Fay.

After you have persuaded the first group of girls to return to the dorm, you will then see a scene where Debbie is walking around the campus on her own. She sees one of the twins, who then suddenly turns around and disappears.

After you have persuaded the second group of girls, you will see another scene, where Debbie is asking herself where the creepy girl is. The girl (Louise) brandishes a knife and Debbie runs away.

After you have persuaded the third group of girls to return, you will see another scene, when both of the twins appear, brandishing knives, and Debbie runs away again.

After you have found the final group of girls, you will see a scene where Debbie tells Maria that she's searched the whole school and she thinks she's found everyone. Maria tells her that the twins are still left.

Debbie then sneaks up behind the twins and scares them with Emily's replica gun. They drop their knives and put their hands up.

You can choose to go home, and they will return to the dorm. But to see all the content, you should tell them to take off their dresses. They will then strip naked before returning to the dorm.

Sex Scene with Sally

One the Twins have returned to the dorm, you will see a scene in the Headmaster's house. He will invite Debbie to join the party. Miss Newman invites Debbie to dance with her and Izzy. They then take Debbie upstairs and have sex with her.

Mykock's Manor [HS4]



Introduction

Mykock's Manor is a short bonus game. It was originally released as a stand-alone game in September 2023. It is not currently available in the main game, but it is likely that it will eventually be included as an unlockable bonus.

The game is available free to all. It is not restricted to patrons. To download, please see:

<https://www.patreon.com/posts/invitation-from-88848037>

<https://altosandherdone.itch.io/mykocks-manor>

Walkthrough

Mykock's Manor was released to support a patreon poll about the future direction of the game. It should be considered a visual novel, not a full game. It has very linear gameplay, and the choices you make are relatively minor, and do not substantially affect the game progression.

The game takes place shortly after Maxine's fundraiser week (see [QMAX](#)). You play the role of one of the school's anonymous owners, where you discuss your views with Mr Mykock.

You are asked various questions, such as whether Reilly Goodhead, the assistant to Mr Mykock should be punished, and what the future school uniform and cafeteria uniform should look like. You will see Mr Mykock's serving girls model the various options for you.

The game provides some background exposition about how the school was originally created, and about Mr Mykock's plans for the girls after they leave the school. You also find out a little more about Miss Chang's mysterious background.

END NOTES



Changes Since Previous Version.....465

Find Out More.....467

Acknowledgments.....468

CHANGES SINCE PREVIOUS VERSION

- 2024-03-09**
-
- 0.15.3.1
Public**
- Updated for version 0.15.2 patreon, 0.15.3Public and 0.15.3.1Public.
 - Large review and update of the "walkthrough" section. Several corrections have been made (mostly minor).
 - Major changes to the quick codes to hopefully make them clearer and more logical. (QDEB = Debbie's Student Quest; QWIL = Wilson's Staff Quest, etc)
 - Updated Sally's Staff Quest (QSAL) with the new quest actions. Have split QSAL into Chapter 1 and Chapter 2 actions.
 - Reordered actions in Many Hands for Many Bottoms (QM6) to better reflect gameplay.
 - Updated QRAC2 (The Headmaster's Pet 2) with new quest actions.
 - Updated QHAR (Maid for Punishment) in line with new quest actions
 - Small updates to QM3 (A Man's Work), QWIL (Priti as a Picture), QPOT2 (Teaching Miss Potts 2) and QRAC1 (The Headmaster's Pet) in line with changes to the questlog actions.
 - Updated QCAS10 with a note about the special scene where the other girls look at Cassandra's punishment photos.
 - General update: the body search rule now requires 70 discipline, not 80.
 - Updated OTH09 in line with gameplay changes: you don't unlock this event until Sally actually tests your skills!
 - Updated STR04 in line with gameplay changes and removed XTRA08 (which explained what to do if you told Rachel you liked big boobs) as this is no longer required.
- 2023-12-16**
-
- 0.15.1
Beta**
- Updated for version 0.15.1 beta and 0.15.2 beta
 - Added new QM6 Main Quest Many Hands Many Bottoms (QM601 to QM611)
 - Added QPOT111 to QPOT116 to Training Miss Potts part 1.
 - Added new staff quest Teaching Miss Potts Part 2 (QPOT21 to QPOT26)
 - Added QSF4.7 and QSF4.8 to Sally Learns the Ropes.
 - Added Lucy's new student quest, Maid for Pleasure (QLU01 to QLU16)
 - Added QDEB103 to 105 in Taming a Prefect Part 1
 - Added new student quest Taming a Prefect Part 2 (QDEB21 to QDEB29)
 - Added Class Punishment 1 and 2 (CLA19 and CLA20)

- Added 3 staff training scenes, OFF08 to OFF10
- Added Claire's new scenes STA13, STA14 and STA15.
- Added Debbie's Big Orgasm STD06 and Debbie Gets a Penis STD07.
- Added the 6 Lunch Duty scenes, SCH15 to SCH20
- Added the 3 Hot Night Spying scenes, SPY13 to SPY15.
- Added The Dangers of Unsafe Bathing Weekend Patrol event (WEP11)
- Added HOM00 about the ability to skip Lucy's visits on Saturday mornings. Added information about the bonus scene to HOM05 and changed HOM06 to remove reference to topless maid dress.
- Changes to QEM "unlocking this quest" to refer to Lucy's student quest.
- Changed QMAX08 description in line with game change and added reference to Lucy's new student quest
- Changes to STD05 in line with gameplay changes and Debbie's new student quest.
- Changed HOM07 to reorder the prerequisite events.
- Changed OFF01 in line with gameplay changes.
- Removed game note from SCH09 following bugfix.
- Changes to HOL03 in line with gameplay changes – Debbie's Halloween is now unlocked at the end of the first staff training session.
- Change to AMY02 in line with gameplay changes – you must complete Amy's first class punishment before you can raise her to punishment level 2.
- Updated REF01 and REF02 to include new influence and horniness points.
- Changes to REFS6 (lake interactions) in line with gameplay changes.
- Added notes to QHAR05 and STH02 about Cassandra's punishment.
- Added new girls to Cheat Menu "Easter Egg" section.
- Edits to PAT02, 04, 06, 13, 14 and 15 to reference PAT00
- Note added to QSF3.06 about numbering changes to the quest action steps.
- Removed the warning notices in QRAC207, QRAC209 and QRAC213 following bugfixes.
- Have started changing the quick codes used in this document. Hopefully "QDEB" for Quest – Debbie" makes more sense than QST01. This work will be ongoing over the next few releases.
- Other minor changes and corrections.

FIND OUT MORE

Patreon



You can download the latest public version of the game here. Patreon supporters can get copies of the latest patreon version, game updates and previews of the next version.

<https://www.patreon.com/altosandherdone>

Itch.io



Alternative download location. Has the latest public version and preview pictures.

<https://altosandherdone.itch.io/>

<https://altosandherdone.itch.io/the-headmaster>

<https://altosandherdone.itch.io/the-headmasters-christmas-eve>

<https://altosandherdone.itch.io/debbies-halloween>

<https://altosandherdone.itch.io/mykocks-manor>

Discord



Official Discord channel. Find out more, chat with other fans, and get updates on game development. Patreon supporters have access to VIP channels with special custom artwork and insider information.

<https://discord.com/invite/XMw7q8R7Z9>

ACKNOWLEDGMENTS

Firstly, thank you to Altos and Herdone, for creating this amazing game, and to their team: Dan2bit, Gegecucu, Kthunda, Mario Underground and !Carter Stone.

Thanks to I'm Not Thea Lundgren (aka Chuck2000), TheDevian, A1fox3, Haley Smith, Antwit, Yuserneim, Cartageno, Boulimanus, Beavershot, Ramiurga, SnowyS, Alex2011, Der Wanderer, Von Moltke, Capitanqueso, Raven54, Var and Hawk who have all written walkthroughs, or posted other information, comments and corrections that helped me when creating this guide. And to Sildas, Havik79 and Stagwood for helping people with their questions about this guide or where to find it.

Thank you to Whirblewind for initially suggesting the need for a hyperlinked PDF, and to Lewdgamerxxx for creating the first PDF version of this guide.

And lastly – thanks to everyone who has supported this game by becoming a patreon. Your support will help ensure the continued development of this great game.

